

H A N D B O O K F O R

SCRUTINEERS

# INTRODUCTION

This handbook is intended to assist scrutineers by explaining relevant processes and procedures. It is not however a substitute for the law and should be read in conjunction with the *Parliamentary Electorates and Elections Act 1912* (the Act) and the *Parliamentary Electorates and Elections Regulation 2006*.

While the New South Wales Electoral Commission (NSWEC) will provide information, it does not provide legal advice. If candidates or scrutineers are in doubt about any legal matters regarding the election, they should seek their own independent legal advice.

All forms and publications referred to in this handbook can be downloaded from the NSWEC's website: [www.elections.nsw.gov.au](http://www.elections.nsw.gov.au) and the Election Funding Authority's (EFA) website [www.efa.nsw.gov.au](http://www.efa.nsw.gov.au). They can also be obtained by contacting the NSWEC or a returning officer. They can also be obtained by contacting the NSWEC (02 9290 5999).

All enquiries should be directed to the NSWEC until the issue of the Writs in early March 2007 when the appointment of returning officers will take effect. The name and address of the returning officer for each district will be available on the NSWEC website at this time.

© 2006

*This publication is copyright*

*No part may be reproduced by any process, except in accordance with the Copyright Act 1968.*

*Please address all enquiries to the New South Wales Electoral Commission, Level 25, 201 Kent Street, Sydney 2000*

# CONTENTS

Glossary .....	1
<b>1. General Information .....</b>	<b>3</b>
<b>2. Appointment of Scrutineers .....</b>	<b>4</b>
<b>1. Method of Voting .....</b>	<b>5</b>
Legislative Assembly .....	5
Legislative Council .....	5
<b>2. Ballot Paper Count .....</b>	<b>7</b>
Legislative Assembly Count Arrangements .....	7
Legislative Council Count Arrangements .....	8
<b>3. Attendance by Scrutineers .....</b>	<b>10</b>
Scrutiny and Counts .....	11
<b>4. Declaration of Election .....</b>	<b>14</b>
Notification of Result .....	14
Declaration of Poll .....	14
Return of the Writs .....	14
Challenge to the Result of the Election .....	15
<b>5. Formality of Ballot Papers – Legislative Assembly .....</b>	<b>16</b>
<b>6. Formality of Ballot Papers – Legislative Council .....</b>	<b>17</b>
<b>7. Party and Candidate Workers .....</b>	<b>18</b>
Party and Candidate Workers at Pre-poll Voting Centres .....	18
Party and Candidate Workers at Polling Places .....	18
<b>8. Complaints .....</b>	<b>19</b>
<b>9. Election Advertising .....</b>	<b>20</b>
Posters .....	20
Misleading Information .....	21
Authorisation of Advertising Material .....	21
Advertising in the Electronic Media .....	22
<b>10. Registration of Electoral Material for Distribution on Election Day .....</b>	<b>23</b>
Electoral Material .....	23
Electoral Material to be Registered .....	23
How to Register Electoral Material .....	24
When to Register Electoral Material .....	25
NSWEC to Determine Whether Electoral Material is to be Registered .....	25
Electoral Material for Declared Institutions .....	26
<b>11. Scrutiny and Count Timetable .....</b>	<b>28</b>
<b>12. Legislative Assembly Sample Formal and Informal Ballot Papers .....</b>	<b>29</b>
<b>13. Legislative Council Sample Formal Ballot Papers .....</b>	<b>30</b>

# GLOSSARY

<b>Absent vote</b>	A vote made at a polling place on election day by an elector who is outside their own district.
<b>Candidate</b>	A person who is nominated for election to Parliament.
<b>Certified list</b>	A list of electors eligible to vote at the election.
<b>Close of roll</b>	The date when the roll for the election is closed and no electors can be added or deleted.
<b>Declaration vote</b>	<p>A vote cast by an elector when the ballot papers are enclosed in an envelope containing a printed declaration signed by the voter.</p> <p>This is a general term which includes: pre-poll, postal votes, absent votes, silent elector votes and other special vote categories.</p>
<b>Declared institution</b>	A hospital, nursing home or convalescent home which is visited by election assistants for the purpose of taking votes from residents who are unable to attend a polling place.
<b>Election</b>	Selection by vote of a person(s) to hold political office. Eligible electors vote for a person(s) to represent them in the Parliament or Local Council.
<b>Election day</b>	The day when electors go to the polling place to vote. Sometimes referred to as polling day.
<b>Election official</b>	A general term to refer to people appointed to officiate at a place when electors vote. It covers a returning officer, polling place manager and election assistant.
<b>Electoral Commissioner</b>	The statutory officer appointed to manage the conduct of parliamentary and other elections.
<b>Electoral district</b>	For the Legislative Assembly, one of 93 geographical areas containing approximately equal numbers of voters. For the Legislative Council, the district is the whole State.
<b>How to vote card</b>	Representation of a ballot paper showing an elector how to mark the paper and vote for a particular candidate, group or party.
<b>Legislative Assembly</b>	The lower house of Parliament in NSW consists of 93 members, one elected from each electoral district.
<b>Legislative Council</b>	The upper house of Parliament in NSW. It has 42 members elected for an eight year term, half of whom are elected at each general election every four years.
<b>Nomination</b>	The process by which a person applies to become a candidate for election.
<b>Ordinary vote</b>	A vote recorded in the usual manner in a polling place on election day.

<b>Party worker</b>	A person who assists candidates by handing out how to vote cards. Unlike scrutineers, a party worker has no official status.
<b>Polling place</b>	A building such as a school designated as a place to which voters go during an election to cast their votes.
<b>Postal vote</b>	Electors who are unable to attend a polling place during polling hours on election day may vote by post. Electors must apply for a postal vote prior to election day and they must qualify to be eligible to vote as a postal voter.
<b>Pre-poll voting</b>	Electors who won't be able to vote on election day for certain specified reasons can vote before election day at the office of a returning officer or a pre-poll voting centre.
<b>Recount</b>	A second count of votes in an election. Recounts are ordered by the Electoral Commissioner.
<b>Registered electoral material</b>	Electoral material including how to vote cards registered by the Electoral Commissioner for distribution on election day. Only registered electoral material can be distributed on election day. In order to be registered it must satisfy certain requirements.
<b>Registered general postal voters</b>	Electors who satisfy certain legislative provisions can receive their postal votes automatically without further application.
<b>Registered political parties (RPPs)</b>	<p>An organised group with a common political philosophy which seeks to win and retain public office for itself and its leaders.</p> <p>Party organisations support or endorse candidates for elections who, if elected, usually vote as a group for its policies in Parliament.</p> <p>The party with the greatest number in the Legislative Assembly forms the government.</p> <p>Political parties are registered with the NSWEC. Eligible parties must satisfy certain statutory requirements in order to be registered.</p>
<b>Reference list</b>	A list of electors eligible to vote at an election.
<b>Returning officer</b>	An official appointed by the Electoral Commissioner to conduct an election for a Legislative Assembly district.
<b>Scrutineer</b>	A person appointed by a candidate to ensure that procedures and counting are undertaken in a proper manner.
<b>Scrutiny</b>	The check of declaration envelopes to ensure compliance before the vote is admitted to count.
<b>Silent elector</b>	An elector whose address does not appear on the certified list or reference list for personal safety reasons.
<b>Writ</b>	The document by which the Governor directs returning officers to conduct an election. The Governor issues Writs on the advice of the government.

# 1. GENERAL INFORMATION

The role of scrutineers is defined by the Act and differs from the role of party or candidate workers.

Scrutineers play an important role in the election process. In representing the interests of their candidate, and advising them on the procedures being followed by the returning officer and election officials, they attest to the integrity, impartiality and fairness of the election process.

Scrutineers have the right to observe all stages of the voting and scrutiny (counting of votes) and can question the formality of ballot papers. Such questions should be directed to the polling place manager or the returning officer, as appropriate.

Election officials, including returning officers, have been advised to assist scrutineers by explaining processes to be followed at the count of ballot papers.

Scrutineers are reminded that elections are conducted in a legal environment and certain decisions made by returning officers and polling place managers will be final.

Challenges to such decisions or the overall result can be pursued by any candidate in the Supreme Court acting as the Court of Disputed Returns.

## 2. APPOINTMENT OF SCRUTINEERS

Scrutineers are appointed by candidates to represent their interests at polling places and counting centres and to relay information to them on the procedures and progress during the election. For Legislative Council elections, if the person is to scrutineer for a candidate who is part of a group on the ballot paper, only the candidate at the head of the group can appoint the scrutineer.

To be eligible to be a scrutineer a person must be on the electoral roll. Candidates cannot act as scrutineers at an election which they contest.

Candidates appoint their scrutineers by completing the *Appointment of Scrutineer Form* which can be downloaded from [www.elections.nsw.gov.au](http://www.elections.nsw.gov.au) or obtained from the NSWEC or the returning officer.

The scrutineer must hand the completed form to the polling place manager or election official, as the case requires, prior to commencing duties. The declaration part of the form must be signed by the scrutineer in the presence of the election official, who will then witness the declaration.

Other than declared institutions, where one appointment form for all declared institutions visited in an electoral district is sufficient, a new appointment form is required at each location where votes are being counted.

However candidates are permitted to photocopy a signed appointment form or use a signature stamp on multiple forms, but scrutineers must sign the form afresh in the presence of the election official. All appointment forms will be retained by the returning officer.

Scrutineers will be issued with a *Scrutineer Identification Badge*, which is to be retained by the scrutineer and worn at all times when scrutineering.

# 1. METHOD OF VOTING

## LEGISLATIVE ASSEMBLY

The Legislative Assembly consists of 93 members, with each member being elected to represent an electoral district for a four year term.

The method of voting in a Legislative Assembly election is optional preferential. This means that to cast a formal vote the elector must place the number '1' in the square next to their first choice candidate. They have the 'option' to show further preferences by placing the number '2' in the square next to their second choice candidate, the number '3' next to their third choice and so on. They may number as many or as few squares as they wish.

If the elector does not vote in the manner described above then the vote may be informal and not counted. However, the returning officer may still count the vote under savings provisions contained in the Act eg a ✓ or a X may be counted as a first preference mark under certain circumstances.

### How votes are counted

To be elected in an optional preferential count, a candidate requires an 'absolute majority' of formal votes in the count (50% + 1). If a candidate has more than half the total formal first preference votes in the count, the candidate is elected.

If no candidate has an 'absolute majority', the candidate with the fewest votes is excluded from the count. That candidate's votes are moved on to the other candidates according to the next preference shown by electors on those ballot papers.

Ballot papers which do not show a 'next preference' for a continuing candidate are 'exhausted ballot papers', and play no further part in the distribution of preferences.

This process of excluding the candidate with the fewest votes continues until a candidate obtains an 'absolute majority' and is declared elected. However, for statistical purposes the distribution of preferences will be continued until only two candidates remain.

## LEGISLATIVE COUNCIL

The Legislative Council consists of 42 members who represent the whole State in Parliament. At each State election, half the members (21) are elected to serve two parliamentary terms (ie eight years). The candidates for a Legislative Council election are the same throughout New South Wales.

The method of voting in a Legislative Council election is optional preferential proportional representation. To cast a formal vote, the elector can either vote 'above the line' or 'below the line'.

## Voting 'above the line'

If voting 'above the line', an elector must place the number '1' in one of the group voting squares located above the thick black line on the ballot paper. This will record a first preference vote for the first candidate in that group with the subsequent preferences for the other candidates in that group flowing in the order they appear on the ballot paper.

Alternatively an elector may place a number '1' in a group voting square, then mark a '2', a '3' and so on in other group voting squares. If electors choose to mark the ballot paper in this way, they will have indicated preferences for candidates in those groups in the order they appear on the ballot paper.

## Voting 'below the line'

Electors voting 'below the line' select their own order of preferences by placing the numbers '1' to '15' in the squares next to the names of 15 candidates in order of their preference for them. Electors can vote for more than 15 candidates, if they wish, by continuing to place consecutive numbers in the squares next to the candidates' names beginning with the number '16'.

If the elector does not vote in the manner described above then the vote may be informal and not counted unless savings provisions contained in the Act apply.

## How votes are counted

To be elected in an optional preferential proportional representation count, candidates generally need to obtain a quota of the total formal votes cast in an election. The quota for the Legislative Council is determined by dividing the total number of formal first preference votes by 22 (number of members to be elected + 1), which is usually about 4.5%.

Candidates who receive a number of first preference votes equal to or greater than the quota are elected. The quota figure remains the same for the whole count.

Any votes a candidate receives above the quota are known as 'surplus votes' and may be transferred to the remaining candidates according to the next available preference shown on the ballot paper. A 'transfer value' is applied to the surplus votes distributed. The ballot papers being transferred are selected at random.

Where all surplus votes have been transferred (or subject to other conditions in the count), but not all 21 members have been elected, the ballot papers of the candidate with the lowest number of votes are distributed according to the next available preference shown on them. A transfer value is not applied to votes distributed at this stage and thus the votes have full value, that is, a value of 1.

The process continues until all 21 members of the Legislative Council have been elected.

## 2. BALLOT PAPER COUNT

### LEGISLATIVE ASSEMBLY COUNT ARRANGEMENTS

#### Polling Place

The Legislative Assembly ballot papers will be counted at polling places on election night. The ballot papers will be sorted to first preference for each candidate.

There will be two counts at the polling place. The first count will be first preferences for each candidate and informals. The second count will be a notional distribution of preferences.

#### Formality check and sort to first preference

All ballot papers are checked for formality and sorted for each candidate, according to the first preference recorded on the ballot paper, and informals.

#### Notional distribution of preferences

Before election day, the NSWEC selects the two candidates in each district who are likely to be the eventual two remaining candidates in the count for that district. Scrutineers will be informed on election night which two candidates have been selected in their particular district.

A notional distribution of preferences (sometimes referred to as the 'two candidate preferred count') is conducted at each polling place on election night to give candidates, RPPs and the media an indication of the election outcome. This is done by election officials 'distributing' all formal votes of the other candidates to the two selected candidates according to which candidate receives the highest preference on each ballot paper.

The notional distribution of preferences is not the official distribution of preferences, which takes place in the returning officer's office on Monday, 2 April 2007.

#### Returning officer's office after election day

##### Check count

On the Sunday after election day (25 March 2007) the ballot papers are checked and counted again at the returning officer's office to ensure accuracy of the figures from the election night count. The total number of first preference votes recorded for each candidate and informals is amalgamated polling place by polling place to arrive at totals for the district.

Absent, postal, pre-poll, declared institution, silent and section votes are counted in the week after election day so that final first preference figures are available in the second week following election day on Monday, 2 April 2007.

### Scrutiny of Declaration Votes

The scrutiny of declaration votes will commence at the returning officer's office on Monday, 26 March 2007 and will be completed by Saturday, 31 March 2007.

### Distribution of Preferences

The distribution of preferences will take place on Monday, 2 April 2007. The distribution of preferences cannot commence until the scrutiny of all polling place and declaration ballot papers is complete. Staff and scrutineers will be briefed on procedures prior to the commencement of the distribution.

## LEGISLATIVE COUNCIL COUNT ARRANGEMENTS

Legislative Council ballot papers will be processed in three stages:

### I. Polling places

- Ballot papers will be sorted into first preference for groups 'above the line' to give an initial indication of results.
- All other ballot papers will be counted for reconciliation purposes.
- First preference results for groups 'above the line', and all other ballot papers will be displayed on the tally board and the NSWEC website.
- Ballot papers will be returned from each polling place to the district returning officer's office on election night.

### II. Regional Counting Centre

- On Sunday after election day, all the ballot papers (except those that are unused or spoilt) will be transferred from the returning officer's office to a Regional Counting Centre (RCC).
- On Friday, 30 March 2007 declaration votes will be transferred from the returning officer's office to the RCC.
- Each RCC will be managed by an AEC divisional returning officer.
- Due to the spread of the 93 district offices, most RCC's will be responsible for two districts. Some will be responsible for only one. Murray Darling will be dealt with by the district returning officer.
- RPPs will be advised of the location of the RCC's in the RPP circular in January 2007. Independent candidates will be advised of the locations at the time of nominating.
- Ballot papers will be counted for each polling place and results recorded by polling place.
- The ballot papers will be resorted, recorded, and repacked into five categories:

- **Category 1:** those that have only the number '1', or a ✓ or X in a group voting square 'above the line', and no other markings are made;
  - **Category 2:** those that have group voting squares marked in the exact same order of preferences as a party's registered how to vote material, and no other markings;
  - **Category 3:** those that electors have chosen not to complete and have left completely blank;
  - **Category 4:** those that have the number '1' and at least one other number in a group voting square 'above the line', but do not follow a party's registered how to vote material; and
  - **Category 5:** all other remaining ballot papers including those marked 'below the line', those marked 'above and below the line', and informal ballot papers.
- The results of the count of ballot papers in categories 1, 2 and 3 will be bulk entered into the computer system at the Legislative Council Counting Centre (LCCC) in Sydney.
  - Ballot papers in categories 4 and 5 will be transported to the LCCC for data entry.
  - Scrutineers are entitled to be present during the scrutiny and count at the RCCs.

### III. Legislative Council Counting Centre

- The LCCC is located at Riverwood Business Park, Unit 11, 100 Belmore Road, Riverwood.
- The ballot papers (which require data entry) will be transported from each RCC to the LCCC beginning Tuesday, 27 March 2007. Declaration votes will be transported to the LCCC on Monday, 2 April 2007 and Tuesday, 3 April 2007.
- Data entry operators will enter the preferences from the ballot papers into the vote-counting software beginning Wednesday, 28 March 2007. This task is expected to be completed by Thursday, 5 April 2007, and the count undertaken by no later than Monday, 9 April 2007.
- Scrutineers are entitled to be present during the data entry.
- Once data entry commences and a substantial number of ballot papers have been processed, a summary of first preference results will be available on the NSWEC website. This information will be updated each night and be available up to the completion of the data entry and the calculation of the result.

## Scrutiny of declaration votes

The scrutiny of declaration votes will commence at the returning officer's office on Monday, 26 March 2007, and will be completed by Saturday, 31 March 2007.

## 3. ATTENDANCE BY SCRUTINEERS

Wherever votes are being processed by election officials, scrutineers may:

- observe all counting procedures but not in such a manner as to cause unnecessary delay;
- question the formality of a ballot paper;
- countersign forms; and
- enter and leave the polling place at any time and be replaced by another appointed scrutineer.

Where a scrutineer wishes to clarify procedures or question the activities of an election official, they should discuss the matter with the returning officer or polling place manager (as appropriate). Scrutineers are not permitted to handle ballot papers.

Scrutineers should note that at the data entry stage for LC ballot papers:

- data entry operators only enter numbers, ticks or crosses written inside or adjacent to a square on the ballot paper. Any other markings are not recorded;
- any unclear marks on a ballot paper are referred to a supervisor (an experienced NSWEC staff member) for interpretation;
- a scrutineer may challenge the interpretation of a marking however the interpretation by the supervisor will be final; and
- a scrutineer can note the ballot paper number and batch number of the disputed ballot paper for any subsequent action the candidate may wish to take.

Scrutineers must co-operate fully with election officials. Any misconduct at a pre-poll voting location, a declared institution, a returning officer's office or in a polling place on election day is an offence, as is failure to obey the lawful directions of any election official.

Scrutineers must not attempt to influence any elector when present at a pre-poll voting location, declared institution or polling place.

# SCRUTINY AND COUNTS

Scrutineers are entitled to be present as follows:

## Before Election Day

### Pre-poll Voting

Electors who are unable to attend a polling place on election day may vote in person at an appointed pre-poll voting centre.

One scrutineer per candidate, at any one time, may be present at the returning officer's office, or any other pre-poll voting location while pre-poll votes are being taken. Pre-poll voting times will be available from the returning officer in early March 2007.

Electoral material may be distributed outside the pre-poll voting centre location but cannot be handed out inside the voting area.

### Declared institutions

Some nursing homes, convalescent homes or hospitals are appointed by the NSWEC as declared institutions. Election officials from the returning officer's office visit declared institutions from Monday, 19 March to Wednesday 21 March 2007 and take votes.

Voting at declared institutions is limited to patients or residents.

One scrutineer per candidate may accompany the election assistants. Details of the dates and times of voting can be obtained from the returning officer.

If a scrutineer is accompanying election assistants at more than one declared institution they must retain, and wear, their *Scrutineer Identification Badge*.

No electoral material can be distributed by scrutineers at any time during this visit. Recent amendments to the Act provide that candidates may nominate a how to vote card to be included in a folder of registered how to vote cards for electors at declared institutions.

It is the candidate's, group's or RPP's responsibility to arrange for the how to vote card to be registered with the NSWEC before voting commences at declared institutions. Once registered, the NSWEC will provide the appropriate returning officer with a copy of the how to vote card for copying and inclusion in the folder(s). The how to vote cards will be organised in the folder in ballot paper order.

At the time of voting, the election assistants will offer voters the opportunity to inspect the folder of how to vote cards.

### Returning officer's office

Upon receipt of completed postal vote certificates, pre-poll declaration envelopes and declared institution declaration envelopes, election officials will conduct a preliminary scrutiny so that these electors may be marked off the roll.

One scrutineer per candidate is entitled to be present in the returning officer's office during the preliminary scrutiny.

## Election Day During Voting Hours

### Polling places

One scrutineer per candidate, at any one time, may be present in a polling place during voting hours (8am-6pm).

Scrutineers may:

- inspect the ballot boxes prior to 8am, and observe them being sealed before voting commences;
- observe all voting procedures including being present when an election official is marking the ballot paper for an elector who has requested assistance;
- be nominated by a voter, who has satisfied an election official that he or she requires assistance to vote;
- request that an election official ask any person a series of questions contained in the Act to determine that person's eligibility to vote. The election official may put all or some of these questions to the voter and the voter's answer to the questions will be conclusive; and
- wear or display a badge or emblem of a candidate or a party, or clothing displaying a badge or emblem while in a polling place.

Party or candidate workers are not allowed in the polling place unless voting.

### Hospital polling places

Certain hospitals may be appointed as polling places on election day. A fixed polling place will be set up to take votes from staff, patients and visitors and the same procedures as at a polling place will be followed.

Additionally, a mobile facility will be provided to electors who are unable to attend the fixed facility, with a team(s) of election officials moving through the wards to take votes.

One scrutineer per candidate may be present, at any one time, at the fixed polling place during voting hours, and one scrutineer per candidate may accompany each team while the mobile facility is operating.

## Election Day After 6pm

After voting has closed at 6pm, each candidate can have one scrutineer present for each election official counting votes at a polling place.

Scrutineers are entitled to witness the closing of the polling place and should consult with the polling place manager regarding the procedure.

Voters will not be admitted to the polling place after 6pm unless they are already in a queue to vote at that time, and voters within the polling place may remain until they have voted.

## **Sunday After Election Day**

A check count and amalgamation of polling place ballot papers will be conducted by the returning officer at his or her office on Sunday, 25 March 2007.

One scrutineer per candidate per election official counting votes may be present in the returning officer's office during the check count.

Scrutineers are entitled to undertake the same activities as at the polling place after voting has closed on election day.

## **Post Election Scrutiny and Counts**

Refer to section 11 of this handbook for the post-election day scrutiny and count timetable. Any questions regarding the timetable should be directed to the returning officer.

Scrutineers may be present at the scrutiny and count of pre-poll, declared institutions, postal, absent, section and silent votes and can undertake all the duties as mentioned in respect of the count after 6pm on election day and the following Sunday.

One scrutineer per candidate for each election official engaged in the scrutiny or count can be present during the scrutiny and count of declaration vote envelopes.

## **Legislative Assembly - Distribution of Preferences**

The distribution of preferences will take place on Monday, 2 April 2007 following the completion of the scrutiny of all polling place and declaration ballot papers. Scrutineers will be briefed on procedures prior to the commencement of the distribution.

## **Counting Centres**

At the Regional and Legislative Council Counting Centres, scrutineers are entitled to observe every stage of the ballot paper counting, data entry of preferences and batching process.

Each group contesting the election and each 'ungrouped' candidate, may appoint a scrutineer. In the case of groups, the only person able to appoint a scrutineer is the candidate at the head of the group.

Mobile phones must be turned off or switched to 'silent' mode. If scrutineers wish to make or receive a call then they must do so outside.

## 4. DECLARATION OF ELECTION

### NOTIFICATION OF RESULT

#### Legislative Assembly

Scrutineers present at the returning officer's office will be informed of the election result at the completion of the distribution of preferences count, and a copy of the distribution of preferences will be made available.

The returning officer will formally advise the candidates of the result by telephone as soon as possible after the completion of the count.

#### Legislative Council

The 21 candidates elected will be announced by the Electoral Commissioner (who is the returning officer for the Legislative Council election) immediately upon completion of the counting of votes. The media will be invited to attend.

### DECLARATION OF POLL

#### Legislative Assembly

Once the count or recount (if necessary) has been completed, and the successful candidate determined, and all candidates have been informed of the result by telephone, the returning officer will declare the result of the poll.

The formal declaration will take place in the returning officer's office. Candidates and/or their representatives are welcome to attend the declaration of the poll.

The election results will also be placed in the newspaper.

#### Legislative Council

The 21 candidates are formally declared elected by the Electoral Commissioner, and the results will be published in the daily newspapers.

### RETURN OF THE WRITS

After the announcement declaring the result in each electoral district, the Electoral Commissioner writes the name of the successful candidate on the Writ, dates and signs it and then returns the Writ to the Governor.

## CHALLENGE TO THE RESULT OF THE ELECTION

Candidates may challenge the result of the election after the declaration of the poll, by submitting a petition addressed to the Court of Disputed Returns no later than 40 days after the return of the Writ. Candidates are advised to seek their own independent legal advice should they wish to pursue this course of action.

## 5. FORMALITY OF BALLOT PAPERS – LEGISLATIVE ASSEMBLY

There are a number of rules which apply to ballot papers at state elections. Scrutineers should be aware of these, and that they are not the same as those which apply at Federal elections.

If the elector does not vote in accordance with these rules then the vote may be informal and not counted. However, the returning officer may still count the vote under savings provisions contained in the Act eg a ✓ or a X may be counted as a first preference mark under certain circumstances.

Following is a summary of the formality rules for Legislative Assembly ballot papers.

- All numbers in the squares, and all numbers outside but adjacent to the squares, must be considered when determining formality and distributing preferences.
- The numbers, ✓s or Xs must be adjacent to the square. A number, ✓ or X at the end of the candidate's name is not adjacent to the square and would be disregarded.
- The number 1 must appear once only.
- Where the number 1 appears once only, it is still formal even if there is a repeat or break in subsequent preferences.
- Where a ✓ or X appears on its own, it is read as a 1, and the ballot paper is formal.
- If there is a number 1 and ✓ and/or X, the number 1 always takes precedence over the ✓ or X.
- Where a ✓ or X appears with numbers other than 1, the ✓ or X is not read as a 1, and the ballot paper is informal.
- Where there is a ✓ in one square and Xs or lines through other squares (more than one X or more than one line), the ✓ is read as a 1 and the ballot paper is formal.
- Where there is a ✓ in one square, and a single X or single line through another square, the ballot paper is informal.
- A ballot paper is still formal if it has not been initialled by an election official as long as it has been printed on the NSWEC watermarked paper. If the ballot paper was photocopied, and it is not initialled by the election official, then it is informal.
- If there are comments or additional names or signatures written on the ballot paper, they will be ignored.

Examples of formal and informal ballot papers appear at the end of this Handbook.

## 6. FORMALITY OF BALLOT PAPERS – LEGISLATIVE COUNCIL

Following is a summary of the formality rules for Legislative Council ballot papers.

- The rules for formality for the Legislative Council are similar to those for the Legislative Assembly except for three matters:
  - any ✓ or X 'below the line' (BTL) is disregarded;
  - where a ballot paper is marked 'above the line' (ATL) and BTL then BTL takes precedence; and
  - if voting BTL, then 15 preferences must appear beginning with the number 1.
- All numbers, ✓s or Xs outside but adjacent to squares ATL, and all numbers outside but adjacent to squares BTL, must be considered when determining formality and distributing preferences.
- The numbers, ✓s or Xs must be adjacent to the square. A number, ✓ or X at the end of the candidate's or group's name is not adjacent to the square and would be disregarded.
- The number 1 must appear once only.
- The ballot paper may be marked with additional preferences if the voter wishes.
- Where the number 1 appears once only, it is still formal even if there is a repeat or break in subsequent preferences.
- Where a ✓ or X appears on its own ATL, it is read as a 1 and the ballot paper is formal.
- If there is a number 1 and ✓s and/or Xs, the number 1 always takes precedence over the ✓ or X.
- Where a ✓ or X appears with numbers other than 1, the ✓ or X are not read as a 1 and the ballot paper is informal.
- Where there is a ✓ in one square and Xs or lines through other squares ATL (more than one X or more than one line), the ✓ is read as a 1 and the ballot paper is formal.
- Where there is a ✓ in one square and a single X or single line through another square (ATL) the ballot paper is informal.
- A ballot paper is still formal even if it has not been initialled by an election official as long as it has been printed on the NSWEC watermarked paper. If the ballot paper was photocopied and it is not initialled by the election official then it is informal.
- If there are comments or additional names or signatures written on the ballot paper, they will be ignored.

Examples of formal ballot papers appear at the end of this Handbook.

## 7. PARTY AND CANDIDATE WORKERS

Party and candidate workers act on behalf of candidates and/or political parties to distribute electoral material (such as how to vote cards) at pre-poll voting locations prior to election day and polling places on election day. They are not required to complete any appointment form to engage in these tasks unless they also wish to act as a scrutineer.

### PARTY AND CANDIDATE WORKERS AT PRE-POLL VOTING CENTRES

- Electoral material, including how to vote cards, may be distributed outside the pre-poll voting centre location. Material cannot be handed out inside the voting area.
- Electoral material, including how to vote cards, distributed outside pre-poll voting centres is not required to be registered with the NSWEC. It must however comply with electoral legislation.
- Electors must be given unrestricted access to and from the entry to the pre-poll voting location. Party and candidate workers must not obstruct the entrance to a pre-poll voting centre.
- Party and candidate workers may only enter the pre-poll voting centre to cast their vote, or where nominated, to assist an elector to cast their vote.

### PARTY AND CANDIDATE WORKERS AT POLLING PLACES

- Party and candidate workers outside a polling place on election day must not obstruct access to the polling place.
- Party and candidate workers must not distribute electoral material, including how to vote cards, within six metres of the entrance to the polling place.
- Electoral material including how to vote cards distributed anywhere on election day must be registered with the NSWEC. It is an offence to distribute unregistered electoral material on election day.
- Party and candidate workers may only enter the polling place to vote, or to assist an elector who has requested their assistance, to cast their vote.

## 8. COMPLAINTS

Any complaints should be reported to the returning officer, who will consider the matter, and endeavour to arrange for any alleged breach to be remedied.

On election day, any complaints should be referred to the polling place manager.

In many cases breaches are not intentional, and after an explanation of the electoral procedures and processes, the matter is usually resolved.

The returning officer will refer any unresolved issues to the NSWEC for consideration.

## 9. ELECTION ADVERTISING

The Act provides directions in relation to content, size, type and placement of electoral material.

In addition; parties, candidates, their workers, individuals, organisations or community groups must comply with any other legal obligations eg complying with local government (Council) requirements.

### POSTERS

Candidates, RPPs and others may use posters in support of election campaigns.

Once the Writ has been issued all posters must show the name and address of the person authorising the printing of the poster, and the name of the printer and the address at which it was printed. These requirements give authenticity to the document and allow the source or printer to be contacted, if necessary.

This provision applies whether a poster is displayed on a building, a motor vehicle, attached to a wooden stake or is in banner form.

It is also an offence to write, draw or depict any electoral matter directly on any roadway, footpath, building, vehicle, vessel, hoarding or place.

The size of posters is only regulated when they are displayed in certain areas at a polling place on election day. Posters within 5 metres of the entrance to a polling place (the actual building) or on an outer wall, fence or other boundary to the grounds are not allowed to be bigger than 8,000 square centimetres (80cm x 100cm) in area. Several single posters of the required size must not be joined together so as to create a sign in excess of the legal maximum size.

On election day posters cannot be fixed to trees or buildings within any grounds being used as a polling place.

Once the Writ has been issued, posters of any size are not to be posted up on or in any premises owned or occupied by the Crown or by any statutory body representing the Crown or any Council. However they may be exhibited at the office or committee room of a candidate or a political party or at the electoral office of a Member of Parliament.

Posters are not to be exhibited on or in unoccupied premises unless permission has first been obtained from the owner, and it is also unlawful to attach posters to telegraph poles without the written consent of appropriate electricity provider.

If the returning officer receives a complaint concerning an illegal poster outside a polling place, the candidate or RPP will be contacted and requested to arrange for its removal.

## MISLEADING INFORMATION

It is illegal to print, publish or distribute material which misleads electors in the proper method of casting a vote (eg directing that two candidates each be given a first preference vote).

These provisions do not extend to the truth or otherwise of statements seeking to influence electors in deciding for which candidate or party they should vote.

It is illegal for candidates and parties to print, publish or distribute electoral advertising material which uses the name, abbreviation, derivative or acronym of the name of an RPP in a way which may mislead an elector.

A candidate is not permitted to distribute election advertising material marked with the printed logo of an RPP in a fashion which could lead electors to think the candidate was endorsed by the RPP when this is not the case.

It is illegal to use the word 'Independent' and the name, abbreviation, derivative or acronym of a registered party in a way that suggests or indicates an affiliation with that RPP. Independent candidates cannot describe themselves as 'Independent Liberal' or 'Independent Labor'.

## AUTHORISATION OF ADVERTISING MATERIAL

Once the Writ has issued all electoral advertising material (advertisements, how to vote cards, handbills, pamphlets, posters or notices) must include details of the name and full address of the person authorising the printing of the material, and the name of the printer and the full address at which it was printed.

Where candidates or RPPs print material using their own resources they should print at the bottom of the material:

'Authorised and printed by ..... of.....'

If electoral material is printed at a candidate's home they must show their residential address as the printer's details. A post office box as the address is acceptable for use by the person authorising the material but it is not acceptable as the printer's address. This address must be a street address and suburb.

It is acceptable for electoral material not initially including this information to be amended by writing, stamping or overtyping the necessary details.

Advertisements placed in newspapers require the details of the name and address of the person authorising the material, but do not require the inclusion of details of the printer as long as these details appear on the newspaper.

## ADVERTISING IN THE ELECTRONIC MEDIA

Under the Commonwealth *Broadcasting Services Act* 1992, any political advertising on radio and television must cease after midnight, Wednesday, 21 March 2007.

## 10. REGISTRATION OF ELECTORAL MATERIAL FOR DISTRIBUTION ON ELECTION DAY

### ELECTORAL MATERIAL

Under the Act, electoral material means a how to vote card, handbill, pamphlet or notice containing electoral matter that:

- is intended or calculated to affect the result of an election or is intended or calculated to influence an elector in the casting of his or her vote;
- contains an express or implicit reference to or comment on:
  - the election;
  - the Government, the Opposition, a previous Government or a previous Opposition, of the State;
  - the Government, the Opposition, a previous Government or a previous Opposition, of the Commonwealth, or any other State or Territory;
  - a member or a former member of Parliament or the Parliament of the Commonwealth, any other State or a Territory;
  - a political party, a branch or division of a political party or a candidate in the election; or
  - an issue submitted to, or otherwise before, the electors in connection with the election.

### ELECTORAL MATERIAL TO BE REGISTERED

On election day:

- all electoral material, including how to vote cards, being distributed must have been registered by the NSWEC. Posters are not required to be registered;
- all registered electoral material can be inspected at a returning officer's office between 8am and 6pm, by an elector enrolled in the district or any scrutineer;
- any unregistered material may be confiscated by an election official; and
- no electoral material can be distributed within 6 metres of the entrance to the polling place.

## HOW TO REGISTER ELECTORAL MATERIAL

The NSWEC will provide preliminary advice on whether the electoral material may be registered even though it may not be in final form. However, the application must contain a draft or sample version of the material. Only one copy of the material is required.

The content of the printed version must not differ from that registered.

A number of versions of the material may be registered, however, they do not all need to be distributed (eg a candidate may register four how to vote cards with the only difference being the order of preferences shown on them and then only distribute one version on election day).

Candidates are advised to ensure the material is registered before being printed. The NSWEC will provide verbal advice in this regard prior to formally issuing a written certificate.

Application forms to register electoral material can be downloaded from [www.elections.nsw.gov.au](http://www.elections.nsw.gov.au) or obtained from the NSWEC or a returning officer.

Applications made by:

- a candidate, must be signed by the candidate, or his/her official agent appointed under the *Election Funding Act 1981*;
- a group, must be signed by the official agent of the group appointed under the *Election Funding Act 1981*. If no official agent has been appointed, the candidate whose name appears first on the list of members of the group shall be deemed to be the group's official agent; and
- an RPP, must be signed by the registered officer (or deputy) if the candidate has been endorsed by that party.

The Act has recently been amended to permit RPPs to register joint tickets provided that:

- the application for registration has been made jointly;
- one or other of the RPPs has nominated a candidate for each one of the districts; and
- it does not direct that a candidate nominated by none of the participants should be given the first preference vote.

Legislative Assembly candidates may indicate a voting preference for candidates or groups in the Legislative Council provided that they do not direct or suggest how to vote in accordance with the how to vote card or ticket of a candidate or RPP. The form to be used in such electoral material is as follows:

If recommending a voting preference 'above the line':

- 'Vote 1 in the Legislative Council for [name of party]'
- 'Vote 1 in the Legislative Council for [name of group]'

If recommending a voting preference 'below the line':

- The voting preference must be an unbroken sequence of 15 candidates commencing with the number '1'.

Legislative Council candidates may indicate a voting preference for candidates or RPPs in the Legislative Assembly provided that they do not direct or suggest how to vote in accordance with the how to vote card or ticket of a candidate or RPP. The form to be used in such electoral material is as follows:

- 'Vote 1 in the Legislative Assembly for [name of candidate]';
- 'Vote 1 in the Legislative Assembly for [name of party]'; or
- 'Vote 1 in the Legislative Assembly for [name of candidate] of the [name of party]'.

The electoral material cannot use representations of numbered preferences on a ballot paper as this would suggest that is how a particular party or candidate desires the electors to vote.

Individuals, organisations or community groups can also have electoral material registered.

## WHEN TO REGISTER ELECTORAL MATERIAL

An application for registration of electoral material must be lodged at the NSWEC, Level 25, 201 Kent Street, Sydney (by hand) or faxed to 9290 5220, no later than 5pm Friday, 16 March 2007.

This deadline applies equally to applications requesting variations from previously approved electoral material.

## NSWEC TO DETERMINE WHETHER ELECTORAL MATERIAL IS TO BE REGISTERED

Section 151G of the Act sets out the matters to be considered by the Electoral Commissioner in determining whether to register electoral material. Rather than stating what criteria electoral material must meet to be registered, the section contains a list of factors which will prevent this.

### General

Any form of electoral material must not be registered if it appears to the Electoral Commissioner that the material:

- does not include in legible characters:

- the name and full address of the person on whose instructions the material was printed; and
- the name of the printer and full address at which it was printed;
- could result in an elector casting an informal vote; or
- contains words that are obscene or offensive.

## Representation of a ballot paper or directions on how to vote

In addition, if the electoral material contains a representation of a ballot paper or directions on how to vote, then the Electoral Commissioner has to consider a number of other factors to ensure procedural requirements are met. For example:

- a political party is correctly registered;
- the claimed affiliation of candidates with a particular party is accurate;
- a particular candidate is actually endorsed for a particular district;
- an RPP suggests that the highest preferences be given to its candidates;
- the word 'Independent' is not used in connection with the name of an RPP in a way intended or likely to mislead eg a candidate cannot describe themselves as 'an Independent Liberal candidate' or 'an Independent Labor candidate';
- a candidate does not use the name, abbreviation or acronym of an RPP in a way that could mislead any elector eg a candidate supported by an organisation known as 'Anti Licensed Premises' would not be able to use 'ALP' as this could be confused with the Australian Labor Party;
- a how to vote card showing a ballot paper with the candidates' names needs to display these names in the order they appear on the ballot paper; and
- no untrue or incorrect statements are made that are likely to mislead or improperly interfere with any elector casting their vote eg 'unless all squares on the ballot paper are numbered the vote will be informal'.

These provisions are aimed at ensuring that the information before the electors is not misleading and can be relied on by electors when casting their vote.

## ELECTORAL MATERIAL FOR DECLARED INSTITUTIONS

One item of how to vote material per candidate, group or party may be nominated for distribution in declared institutions on the application form submitted to the NSWEC. This will enable returning officers to prepare a folder of how to vote electoral material so that electors can view this material when voting at the declared institution. It is the candidates' responsibility to indicate at the time of seeking registration the particular how to vote card that they wish to have included in the declared institutions' folder of how to vote cards.

The NSWEC will arrange for the appropriate returning officer to receive a copy of the how to vote card, as registered, so that this can be copied and included in the folder. Candidates or RPPs who wish to provide the returning officer (not the NSWEC) with a fully printed version of the registered how to vote card can, but this must be done by 5pm Saturday, 17 March 2007.

The general provisions regarding the registration of electoral material apply equally to the material to be used in declared institutions.

As all registered electoral material is to be available on election day for inspection if a request is made, the material used at declared institutions will be included. However this material will not be labelled as such and the declared institutions' folder themselves will not be available for inspection.


# 11. SCRUTINY AND COUNT TIMETABLE

Date	Task
<b>9am</b> <b>Sunday</b> <b>25 March 2007</b>	Check count and amalgamation of ordinary LA ballot papers from polling places only
<b>8.30am</b> <b>Monday</b> <b>26 March 2007</b> to <b>Friday</b> <b>30 March 2007</b>	Declaration votes – scrutiny and count
<b>8.30am</b> <b>Monday</b> <b>2 April 2007</b>	Distribution of preferences for LA

# 12. LEGISLATIVE ASSEMBLY SAMPLE FORMAL AND INFORMAL BALLOT PAPERS

## EXAMPLE 1

**BALLOT PAPER**  
LEGISLATIVE ASSEMBLY ELECTION  
Electoral District of  
**BEACHVILLE**



Place the number "1" in the square opposite the name of the candidate for whom you desire to give your first preference vote.

You may, if you wish, vote for additional candidates by placing consecutive numbers beginning with the number "2" in the squares opposite the names of those additional candidates in the order of your preferences for them.

Fold the ballot paper so that the vote cannot be seen, and put it in the ballot box or in the envelope provided as appropriate.

**CANDIDATES**

BROWN, John  
BROWN PARTY

SANDS, Barbara

TAN, Emily  
INDEPENDENT

WAXMAN, Nigel  
SURFERS UNITED PARTY

SHIELDS, Ray  
WHITE PARTY


BURN, Ben  
RED PARTY

**FORMAL** – the number "1" appears once only.

In a distribution of preferences, this ballot paper would EXHAUST after the first preference.

## EXAMPLE 2

**BALLOT PAPER**  
LEGISLATIVE ASSEMBLY ELECTION  
Electoral District of  
**BEACHVILLE**



Place the number "1" in the square opposite the name of the candidate for whom you desire to give your first preference vote.

You may, if you wish, vote for additional candidates by placing consecutive numbers beginning with the number "2" in the squares opposite the names of those additional candidates in the order of your preferences for them.

Fold the ballot paper so that the vote cannot be seen, and put it in the ballot box or in the envelope provided as appropriate.

**CANDIDATES**

1 BROWN, John  
BROWN PARTY

2 SANDS, Barbara

2 TAN, Emily  
INDEPENDENT

2 WAXMAN, Nigel  
SURFERS UNITED PARTY

2 SHIELDS, Ray  
WHITE PARTY


2 BURN, Ben  
RED PARTY

**FORMAL** – the number "1" appears once only.

In a distribution of preferences, this ballot paper would EXHAUST after the first preference.

## EXAMPLE 3

**BALLOT PAPER**  
LEGISLATIVE ASSEMBLY ELECTION  
Electoral District of  
**BEACHVILLE**



Place the number "1" in the square opposite the name of the candidate for whom you desire to give your first preference vote.

You may, if you wish, vote for additional candidates by placing consecutive numbers beginning with the number "2" in the squares opposite the names of those additional candidates in the order of your preferences for them.

Fold the ballot paper so that the vote cannot be seen, and put it in the ballot box or in the envelope provided as appropriate.

**CANDIDATES**

BROWN, John  
BROWN PARTY

SANDS, Barbara

TAN, Emily  
INDEPENDENT

WAXMAN, Nigel  
SURFERS UNITED PARTY

SHIELDS, Ray  
WHITE PARTY

1 BURN, Ben  
RED PARTY

*David Buck*

**FORMAL** – marked in accordance with directions, other marks, writing, names or signatures should be disregarded.

In a distribution of preferences, this ballot paper would EXHAUST after the first preference.

## EXAMPLE 4

**BALLOT PAPER**  
LEGISLATIVE ASSEMBLY ELECTION  
Electoral District of  
**BEACHVILLE**

---

Place the number "1" in the square opposite the name of the candidate for whom you desire to give your first preference vote.

You may, if you wish, vote for additional candidates by placing consecutive numbers beginning with the number "2" in the squares opposite the names of those additional candidates in the order of your preferences for them.

Fold the ballot paper so that the vote cannot be seen, and put it in the ballot box or in the envelope provided as appropriate.

---

CANDIDATES

<b>7</b>	BROWN, John <small>BROWN PARTY</small>	
<b>6</b>	SANDS, Barbara	
<b>5</b>	TAN, Emily <small>INDEPENDENT</small>	
<b>1</b>	WAXMAN, Nigel <small>SURFERS UNITED PARTY</small>	
<b>3</b>	SHIELDS, Ray <small>WHITE PARTY</small>	
<b>2</b>	BURN, Ben <small>RED PARTY</small>	

**FORMAL** – marked in accordance with directions, other marks, writing, names or signatures should be disregarded.

In a distribution of preferences, this ballot paper would EXHAUST after the third preference.

## EXAMPLE 5

**BALLOT PAPER**  
LEGISLATIVE ASSEMBLY ELECTION  
Electoral District of  
**BEACHVILLE**

---

Place the number "1" in the square opposite the name of the candidate for whom you desire to give your first preference vote.

You may, if you wish, vote for additional candidates by placing consecutive numbers beginning with the number "2" in the squares opposite the names of those additional candidates in the order of your preferences for them.

Fold the ballot paper so that the vote cannot be seen, and put it in the ballot box or in the envelope provided as appropriate.

---

CANDIDATES

	BROWN, John <small>BROWN PARTY</small>	
<b>ONE</b>	SANDS, Barbara	
<b>TWO</b>	TAN, Emily <small>INDEPENDENT</small>	
	WAXMAN, Nigel <small>SURFERS UNITED PARTY</small>	
	SHIELDS, Ray <small>WHITE PARTY</small>	
<b>THREE</b>	BURN, Ben <small>RED PARTY</small>	

**INFORMAL** – must use numbers, not words.

## EXAMPLE 6

**BALLOT PAPER**  
LEGISLATIVE ASSEMBLY ELECTION  
Electoral District of  
**BEACHVILLE**

---

Place the number "1" in the square opposite the name of the candidate for whom you desire to give your first preference vote.

You may, if you wish, vote for additional candidates by placing consecutive numbers beginning with the number "2" in the squares opposite the names of those additional candidates in the order of your preferences for them.

Fold the ballot paper so that the vote cannot be seen, and put it in the ballot box or in the envelope provided as appropriate.

---


CANDIDATES

<input checked="" type="checkbox"/>	BROWN, John <small>BROWN PARTY</small>	
<input type="checkbox"/>	SANDS, Barbara	
<input type="checkbox"/>	TAN, Emily <small>INDEPENDENT</small>	
<input type="checkbox"/>	WAXMAN, Nigel <small>SURFERS UNITED PARTY</small>	
<input type="checkbox"/>	SHIELDS, Ray <small>WHITE PARTY</small>	
<input type="checkbox"/>	BURN, Ben <small>RED PARTY</small>	

**FORMAL** – "✓" is read as a "1".

In a distribution of preferences, this ballot paper would EXHAUST after the first preference.

### EXAMPLE 7



**BALLOT PAPER**  
LEGISLATIVE ASSEMBLY ELECTION  
Electoral District of  
**BEACHVILLE**

Place the number "1" in the square opposite the name of the candidate for whom you desire to give your first preference vote.

You may, if you wish, vote for additional candidates by placing consecutive numbers beginning with the number "2" in the squares opposite the names of those additional candidates in the order of your preferences for them.

Fold the ballot paper so that the vote cannot be seen, and put it in the ballot box or in the envelope provided as appropriate.

**CANDIDATES**

**BROWN, John**  
BROWN PARTY

**SANDS, Barbara**

**TAN, Emily**  
INDEPENDENT

**WAXMAN, Nigel**  
SURFERS UNITED PARTY


**SHIELDS, Ray**  
WHITE PARTY

**BURN, Ben**  
RED PARTY

**FORMAL** — "X" is read as a "1".

In a distribution of preferences, this ballot paper would EXHAUST after the first preference.

### EXAMPLE 8



**BALLOT PAPER**  
LEGISLATIVE ASSEMBLY ELECTION  
Electoral District of  
**BEACHVILLE**

Place the number "1" in the square opposite the name of the candidate for whom you desire to give your first preference vote.

You may, if you wish, vote for additional candidates by placing consecutive numbers beginning with the number "2" in the squares opposite the names of those additional candidates in the order of your preferences for them.

Fold the ballot paper so that the vote cannot be seen, and put it in the ballot box or in the envelope provided as appropriate.

**CANDIDATES**

**BROWN, John**  
BROWN PARTY

**SANDS, Barbara**

**TAN, Emily**  
INDEPENDENT

**WAXMAN, Nigel**  
SURFERS UNITED PARTY


**SHIELDS, Ray**  
WHITE PARTY

**BURN, Ben**  
RED PARTY

**FORMAL** for TAN — "1" takes precedence over a "✓" or "X".

In a distribution of preferences, this ballot paper would EXHAUST after the first preference.

### EXAMPLE 9



**BALLOT PAPER**  
LEGISLATIVE ASSEMBLY ELECTION  
Electoral District of  
**BEACHVILLE**

Place the number "1" in the square opposite the name of the candidate for whom you desire to give your first preference vote.

You may, if you wish, vote for additional candidates by placing consecutive numbers beginning with the number "2" in the squares opposite the names of those additional candidates in the order of your preferences for them.

Fold the ballot paper so that the vote cannot be seen, and put it in the ballot box or in the envelope provided as appropriate.

**CANDIDATES**

**BROWN, John**  
BROWN PARTY

**SANDS, Barbara**

**TAN, Emily**  
INDEPENDENT

**WAXMAN, Nigel**  
SURFERS UNITED PARTY

**SHIELDS, Ray**  
WHITE PARTY

**BURN, Ben**  
RED PARTY

**INFORMAL** — "X" not read as a "1" when there are other numbers present.

# EXAMPLE 12

**BALLOT PAPER**

LEGISLATIVE ASSEMBLY ELECTION  
Electoral District of

**BEACHVILLE**

---

Place the number "1" in the square opposite the name of the candidate for whom you desire to give your first preference vote.

You may, if you wish, vote for additional candidates by placing consecutive numbers beginning with the number "2" in the squares opposite the names of those additional candidates in the order of your preferences for them.

Fold the ballot paper so that the vote cannot be seen, and put it in the ballot box or in the envelope provided as appropriate.

CANDIDATES

<input type="checkbox"/>	BROWN, John <small>BROWN PARTY</small>
<input checked="" type="checkbox"/>	SANDS, Barbara
<input type="checkbox"/>	TAN, Emily <small>INDEPENDENT</small>
<input type="checkbox"/>	WAXMAN, Nigel <small>SURFERS UNITED PARTY</small>
<input type="checkbox"/>	SHIELDS, Ray <small>WHITE PARTY</small>
<input type="checkbox"/>	BURN, Ben <small>RED PARTY</small>

**FORMAL** – “✓” is read as a “1” when crosses or lines (more than one) appear in other squares.

In a distribution of preferences, this ballot paper would EXHAUST after the first preference.

# EXAMPLE 11

**BALLOT PAPER**

LEGISLATIVE ASSEMBLY ELECTION  
Electoral District of

**BEACHVILLE**

---

Place the number "1" in the square opposite the name of the candidate for whom you desire to give your first preference vote.

You may, if you wish, vote for additional candidates by placing consecutive numbers beginning with the number "2" in the squares opposite the names of those additional candidates in the order of your preferences for them.

Fold the ballot paper so that the vote cannot be seen, and put it in the ballot box or in the envelope provided as appropriate.

CANDIDATES

<input type="checkbox"/>	BROWN, John <small>BROWN PARTY</small>
<input type="checkbox"/>	SANDS, Barbara
<input checked="" type="checkbox"/>	TAN, Emily <small>INDEPENDENT</small>
<input checked="" type="checkbox"/>	WAXMAN, Nigel <small>SURFERS UNITED PARTY</small>
<input checked="" type="checkbox"/>	SHIELDS, Ray <small>WHITE PARTY</small>
<input checked="" type="checkbox"/>	BURN, Ben <small>RED PARTY</small>

**FORMAL** – “✓” is read as a “1” when crosses or lines (more than one) appear in other squares.

In a distribution of preferences, this ballot paper would EXHAUST after the first preference.

# EXAMPLE 10

**BALLOT PAPER**

LEGISLATIVE ASSEMBLY ELECTION  
Electoral District of

**BEACHVILLE**

---

Place the number "1" in the square opposite the name of the candidate for whom you desire to give your first preference vote.

You may, if you wish, vote for additional candidates by placing consecutive numbers beginning with the number "2" in the squares opposite the names of those additional candidates in the order of your preferences for them.


Fold the ballot paper so that the vote cannot be seen, and put it in the ballot box or in the envelope provided as appropriate.

CANDIDATES

<input checked="" type="checkbox"/>	BROWN, John <small>BROWN PARTY</small>
<input type="checkbox"/>	SANDS, Barbara
<input type="checkbox"/>	TAN, Emily <small>INDEPENDENT</small>
<input type="checkbox"/>	WAXMAN, Nigel <small>SURFERS UNITED PARTY</small>
<input type="checkbox"/>	SHIELDS, Ray <small>WHITE PARTY</small>
<input type="checkbox"/>	BURN, Ben <small>RED PARTY</small>

**INFORMAL** – “✓” not read as a “1” when there are other numbers present.

### EXAMPLE 13



**BALLOT PAPER**  
LEGISLATIVE ASSEMBLY ELECTION  
Electoral District of  
**BEACHVILLE**

---

Place the number "1" in the square opposite the name of the candidate for whom you desire to give your first preference vote.

You may, if you wish, vote for additional candidates by placing consecutive numbers beginning with the number "2" in the squares opposite the names of those additional candidates in the order of your preferences for them.

Fold the ballot paper so that the vote cannot be seen, and put it in the ballot box or in the envelope provided as appropriate.

**CANDIDATES**

**BROWN, John**  
BROWN PARTY

**SANDS, Barbara**

**TAN, Emily**  
INDEPENDENT


**WAXMAN, Nigel**  
SURFERS UNITED PARTY

**SHIELDS, Ray**  
WHITE PARTY

**BURN, Ben**  
RED PARTY

**INFORMAL** – “✓” not read as “1” when there is a single cross or single line in another square.

### EXAMPLE 14



**BALLOT PAPER**  
LEGISLATIVE ASSEMBLY ELECTION  
Electoral District of  
**BEACHVILLE**

---

Place the number "1" in the square opposite the name of the candidate for whom you desire to give your first preference vote.

You may, if you wish, vote for additional candidates by placing consecutive numbers beginning with the number "2" in the squares opposite the names of those additional candidates in the order of your preferences for them.

Fold the ballot paper so that the vote cannot be seen, and put it in the ballot box or in the envelope provided as appropriate.

**CANDIDATES**

**4** **BROWN, John**  
BROWN PARTY

**1** **SANDS, Barbara**

**3** **TAN, Emily**  
INDEPENDENT


**2** **WAXMAN, Nigel**  
SURFERS UNITED PARTY

**5** **SHIELDS, Ray**  
WHITE PARTY

**6** **BURN, Ben**  
RED PARTY

**FORMAL** – numbers are not in squares but are adjacent to them and the voter's intention is clear.

### EXAMPLE 15



**BALLOT PAPER**  
LEGISLATIVE ASSEMBLY ELECTION  
Electoral District of  
**BEACHVILLE**

---

Place the number "1" in the square opposite the name of the candidate for whom you desire to give your first preference vote.

You may, if you wish, vote for additional candidates by placing consecutive numbers beginning with the number "2" in the squares opposite the names of those additional candidates in the order of your preferences for them.

Fold the ballot paper so that the vote cannot be seen, and put it in the ballot box or in the envelope provided as appropriate.

**CANDIDATES**

**BROWN, John**  
BROWN PARTY

**1** **SANDS, Barbara**

**TAN, Emily**  
INDEPENDENT

**WAXMAN, Nigel**  
SURFERS UNITED PARTY

**SHIELDS, Ray**  
WHITE PARTY

**BURN, Ben**  
RED PARTY

**FORMAL** – “1” is not in the square but it is adjacent to the square and the voter's intention is clear.

All numbers both in and adjacent to the squares are considered when distributing preferences. This ballot paper would not EXHAUST as full preferences are indicated.

In a distribution of preferences, this ballot paper would EXHAUST after the first preference.

# EXAMPLE 18

## BALLOT PAPER

LEGISLATIVE ASSEMBLY ELECTION  
Electoral District of  
**BEACHVILLE**

---

Place the number "1" in the square opposite the name of the candidate for whom you desire to give your first preference vote.

You may, if you wish, vote for additional candidates by placing consecutive numbers beginning with the number "2" in the squares opposite the names of those additional candidates in the order of your preferences for them.

Fold the ballot paper so that the vote cannot be seen, and put it in the ballot box or in the envelope provided as appropriate.

---

CANDIDATES

<input type="checkbox"/>	BROWN, John <small>BROWN PARTY</small>
<input type="checkbox"/>	SANDS, Barbara
<input type="checkbox"/>	TAN, Emily <small>INDEPENDENT</small>
<input type="checkbox"/>	WAXMAN, Nigel <small>SURFERS UNITED PARTY</small>
<input type="checkbox"/>	SHIELDS, Ray <small>WHITE PARTY</small>
<input type="checkbox"/>	BURN, Ben <small>RED PARTY</small>

**INFORMAL** – if outside the square, the number, tick or cross must be adjacent to the square.

# EXAMPLE 17

## BALLOT PAPER

LEGISLATIVE ASSEMBLY ELECTION  
Electoral District of  
**BEACHVILLE**

---

Place the number "1" in the square opposite the name of the candidate for whom you desire to give your first preference vote.

You may, if you wish, vote for additional candidates by placing consecutive numbers beginning with the number "2" in the squares opposite the names of those additional candidates in the order of your preferences for them.

Fold the ballot paper so that the vote cannot be seen, and put it in the ballot box or in the envelope provided as appropriate.

---

CANDIDATES

1	<input checked="" type="checkbox"/> BROWN, John <small>BROWN PARTY</small>
2	<input type="checkbox"/> SANDS, Barbara
3	<input type="checkbox"/> TAN, Emily <small>INDEPENDENT</small>
4	<input checked="" type="checkbox"/> WAXMAN, Nigel <small>SURFERS UNITED PARTY</small>
5	<input type="checkbox"/> SHIELDS, Ray <small>WHITE PARTY</small>
6	<input type="checkbox"/> BURN, Ben <small>RED PARTY</small>

**FORMAL** – number "1" not in square but is adjacent to it and the voter's intention is clear.

All numbers both in and adjacent to the squares are considered when distributing preferences. This ballot paper would EXHAUST after the fourth preference.

# EXAMPLE 16

## BALLOT PAPER

LEGISLATIVE ASSEMBLY ELECTION  
Electoral District of  
**BEACHVILLE**

---

Place the number "1" in the square opposite the name of the candidate for whom you desire to give your first preference vote.

You may, if you wish, vote for additional candidates by placing consecutive numbers beginning with the number "2" in the squares opposite the names of those additional candidates in the order of your preferences for them.

Fold the ballot paper so that the vote cannot be seen, and put it in the ballot box or in the envelope provided as appropriate.


---

CANDIDATES

1	<input type="checkbox"/> BROWN, John <small>BROWN PARTY</small>
2	<input type="checkbox"/> SANDS, Barbara
3	<input type="checkbox"/> TAN, Emily <small>INDEPENDENT</small>
4	<input type="checkbox"/> WAXMAN, Nigel <small>SURFERS UNITED PARTY</small>
5	<input type="checkbox"/> SHIELDS, Ray <small>WHITE PARTY</small>
6	<input type="checkbox"/> BURN, Ben <small>RED PARTY</small>

**INFORMAL** – voter's intention is NOT clear. You cannot tell which square the number "1" is adjacent to.

## EXAMPLE 19



**BALLOT PAPER**

**LEGISLATIVE ASSEMBLY ELECTION**  
Electoral District of

**BEACHVILLE**

---

Place the number "1" in the square opposite the name of the candidate for whom you desire to give your first preference vote.

You may, if you wish, vote for additional candidates by placing consecutive numbers beginning with the number "2" in the squares opposite the names of those additional candidates in the order of your preferences for them.

Fold the ballot paper so that the vote cannot be seen, and put it in the ballot box or in the envelope provided as appropriate.

---

CANDIDATES

<input type="checkbox"/>	BROWN, John <small>BROWN PARTY</small>
<input type="checkbox"/>	SANDS, Barbara
<b>X</b> <input type="checkbox"/>	TAN, Emily <small>INDEPENDENT</small>
<input type="checkbox"/>	WAXMAN, Nigel <small>SURFERS UNITED PARTY</small>
<input type="checkbox"/>	SHIELDS, Ray <small>WHITE PARTY</small>
<input type="checkbox"/>	BURN, Ben <small>RED PARTY</small>

**FORMAL** – "x" is not in the square but it is adjacent to the square and the voter's intention is clear.

In a distribution of preferences, this ballot paper would EXHAUST after the first preference.

# 13. LEGISLATIVE COUNCIL SAMPLE FORMAL BALLOT PAPERS

## Example 1

**BALLOT PAPER**

NEW SOUTH WALES Election of 21 Members of Legislative Council

**You may vote in one of two ways**

**either**

Place the number "1" in the square above the group of candidates for whom you desire to vote. You may if you wish, vote for additional groups of candidates by placing consecutive numbers beginning with the number "2" in the squares above the additional groups of candidates in order of your preference for them.

Fold the ballot paper so that the vote cannot be seen, and put it in the ballot box or in the envelope provided as appropriate.

GROUP A	GROUP B	GROUP C	GROUP D
<input type="checkbox"/> NO FUN PARTY	<input type="checkbox"/> PURPLE PARTY	<input type="checkbox"/> 1	<input type="checkbox"/> OASIS PARTY
<p><b>GROUP A</b> NO FUN PARTY</p> <p><input type="checkbox"/> NORTON, Mick NO FUN PARTY</p> <p><input type="checkbox"/> COOPER, Dianna NO FUN PARTY</p> <p><input type="checkbox"/> FLYNN, Monica NO FUN PARTY</p> <p><input type="checkbox"/> CLIFFORD, Greg NO FUN PARTY</p> <p><input type="checkbox"/> SMITH, Veronica NO FUN PARTY</p> <p><input type="checkbox"/> NELSON, Debbie NO FUN PARTY</p> <p><input type="checkbox"/> FRENCH, Mike NO FUN PARTY</p> <p><input type="checkbox"/> DANGAR, Peter NO FUN PARTY</p> <p><input type="checkbox"/> CRAY, Lee NO FUN PARTY</p> <p><input type="checkbox"/> JOHNSON, Terry NO FUN PARTY</p> <p><input type="checkbox"/> GILLS, Jane NO FUN PARTY</p> <p><input type="checkbox"/> JACKSON, Ollie NO FUN PARTY</p> <p><input type="checkbox"/> RUBEN, Tony NO FUN PARTY</p> <p><input type="checkbox"/> COLLY, Lydia NO FUN PARTY</p> <p><input type="checkbox"/> FRANK, Gina NO FUN PARTY</p>	<p><b>GROUP B</b> PURPLE PARTY</p> <p><input type="checkbox"/> CARRICK, Annie PURPLE PARTY</p> <p><input type="checkbox"/> GRIST, Leslie PURPLE PARTY</p> <p><input type="checkbox"/> O'HARA, Lynda PURPLE PARTY</p> <p><input type="checkbox"/> GRAY, Peter PURPLE PARTY</p> <p><input type="checkbox"/> HO, Jill PURPLE PARTY</p> <p><input type="checkbox"/> ACARIA, Mike PURPLE PARTY</p> <p><input type="checkbox"/> GRAHAM, Les PURPLE PARTY</p> <p><input type="checkbox"/> VINE, Laurie PURPLE PARTY</p> <p><input type="checkbox"/> PORTER, Harry PURPLE PARTY</p> <p><input type="checkbox"/> BARRETT, Joe PURPLE PARTY</p> <p><input type="checkbox"/> ORSON, Jacob PURPLE PARTY</p> <p><input type="checkbox"/> LANYARD, Jane PURPLE PARTY</p> <p><input type="checkbox"/> JARROD, Greg PURPLE PARTY</p> <p><input type="checkbox"/> PRINCETON, Lelia PURPLE PARTY</p> <p><input type="checkbox"/> JORGAN, Neil PURPLE PARTY</p>	<p><b>GROUP C</b></p> <p><input type="checkbox"/> PARRY, Tony</p> <p><input type="checkbox"/> JONES, Lily</p> <p><input type="checkbox"/> ZOWIE, Mandy</p> <p><input type="checkbox"/> LALLARD, Gordon</p> <p><input type="checkbox"/> JIMMONS, Alice</p> <p><input type="checkbox"/> FARNSWORTH, Dina</p> <p><input type="checkbox"/> HORTON, Luke</p> <p><input type="checkbox"/> JECOVIC, Peter</p> <p><input type="checkbox"/> MOORE, Chris</p> <p><input type="checkbox"/> WHITE, Jason</p> <p><input type="checkbox"/> JACKSON, Joanne</p> <p><input type="checkbox"/> LEE, Ray</p> <p><input type="checkbox"/> NGUJAN, Jarrod</p> <p><input type="checkbox"/> YOUNG, Gillian</p> <p><input type="checkbox"/> WILLOW, Carol</p>	<p><b>GROUP D</b> OASIS PARTY</p> <p><input type="checkbox"/> BORGAN, Boris OASIS PARTY</p> <p><input type="checkbox"/> CHURCH, Peter OASIS PARTY</p> <p><input type="checkbox"/> WILSON, Steve OASIS PARTY</p> <p><input type="checkbox"/> TURCH, Robbie OASIS PARTY</p> <p><input type="checkbox"/> GUERIN, Lily OASIS PARTY</p> <p><input type="checkbox"/> RAMGATE, Alan OASIS PARTY</p> <p><input type="checkbox"/> DAWN, Paris OASIS PARTY</p> <p><input type="checkbox"/> SCOTS, Laurence OASIS PARTY</p> <p><input type="checkbox"/> FISHERS, Tammy OASIS PARTY</p> <p><input type="checkbox"/> ANMAN, Mille OASIS PARTY</p> <p><input type="checkbox"/> POTTS, Eric OASIS PARTY</p> <p><input type="checkbox"/> EAGAN, Rowena OASIS PARTY</p> <p><input type="checkbox"/> PATTON, Karen OASIS PARTY</p> <p><input type="checkbox"/> TERRY, Inga OASIS PARTY</p> <p><input type="checkbox"/> CONNELL, Frank OASIS PARTY</p> <p><input type="checkbox"/> GIFFORD, Nellie OASIS PARTY</p> <p><input type="checkbox"/> JANSEN, Robert INDEPENDENT</p> <p><input type="checkbox"/> JACK, Kerry</p> <p><input type="checkbox"/> VORGAN, Sylvia</p> <p><input type="checkbox"/> RICKSON, Janet INDEPENDENT</p>

**FORMAL**

1 in one square only above the line

**You may vote in one of two ways**

**BALLOT PAPER**

NEW SOUTH WALES Election of 21 Members of Legislative Council



<p><b>either</b></p> <p>Place the number "1" in the square above the group of candidates for whom you desire to vote. You may, if you wish, vote for additional groups of candidates by placing consecutive numbers beginning with the number "2" in the squares above the additional groups of candidates in order of your preference for them.</p> <p>Fold the ballot paper so that the vote cannot be seen, and put it in the ballot box or in the envelope provided as appropriate.</p>	<p><b>GROUP A</b></p> <p><input type="checkbox"/></p> <p><b>NO FUN PARTY</b></p>	<p><b>GROUP B</b></p> <p><input checked="" type="checkbox"/></p> <p><b>PURPLE PARTY</b></p>	<p><b>GROUP C</b></p> <p><input type="checkbox"/></p>	<p><b>GROUP D</b></p> <p><input type="checkbox"/></p> <p><b>OASIS PARTY</b></p>
---	--	---	---	---

<p><b>OR</b></p> <p>Place the number "1", "2", "3", "4", "5", "6", "7", "8", "9", "10", "11", "12", "13", "14" and "15" in the squares opposite the names of the 15 candidates in order of your preference for them. You may, if you wish, vote for additional candidates by placing consecutive numbers beginning with the number "16" in the squares opposite the names of those additional candidates in order of your preferences for them.</p> <p>Fold the ballot paper so that the vote cannot be seen, and put it in the ballot box or in the envelope provided as appropriate.</p>	<p><b>GROUP A</b> <b>NO FUN PARTY</b></p> <p><input type="checkbox"/> NOERTON, Mick NO FUN PARTY</p> <p><input type="checkbox"/> COOPER, Diana NO FUN PARTY</p> <p><input type="checkbox"/> FLYNN, Monica NO FUN PARTY</p> <p><input type="checkbox"/> CLIFFORD, Greg NO FUN PARTY</p> <p><input type="checkbox"/> SMITH, Veronica NO FUN PARTY</p> <p><input type="checkbox"/> NELSON, Debbie NO FUN PARTY</p> <p><input type="checkbox"/> FRENCH, Mike NO FUN PARTY</p> <p><input type="checkbox"/> DANGAR, Peter NO FUN PARTY</p> <p><input type="checkbox"/> CRAY, Lee NO FUN PARTY</p> <p><input type="checkbox"/> JOHNSON, Terry NO FUN PARTY</p> <p><input type="checkbox"/> GILLS, Jane NO FUN PARTY</p> <p><input type="checkbox"/> JACKSON, Ollie NO FUN PARTY</p> <p><input type="checkbox"/> RUBEN, Tony NO FUN PARTY</p> <p><input type="checkbox"/> COLLY, Lydia NO FUN PARTY</p> <p><input type="checkbox"/> FRANK, Gina NO FUN PARTY</p>	<p><b>GROUP B</b> <b>PURPLE PARTY</b></p> <p><input type="checkbox"/> CARRICK, Annie PURPLE PARTY</p> <p><input type="checkbox"/> GRIST, Leslie PURPLE PARTY</p> <p><input type="checkbox"/> OHARA, Lynda PURPLE PARTY</p> <p><input type="checkbox"/> GRAY, Peter PURPLE PARTY</p> <p><input type="checkbox"/> HO, Jill PURPLE PARTY</p> <p><input type="checkbox"/> ACARIA, Mike PURPLE PARTY</p> <p><input type="checkbox"/> GRAHAM, Las PURPLE PARTY</p> <p><input type="checkbox"/> VINE, Laurie PURPLE PARTY</p> <p><input type="checkbox"/> PORTER, Harry PURPLE PARTY</p> <p><input type="checkbox"/> BARRETT, Joe PURPLE PARTY</p> <p><input type="checkbox"/> ORSON, Jacob PURPLE PARTY</p> <p><input type="checkbox"/> LANYARD, Jane PURPLE PARTY</p> <p><input type="checkbox"/> JARROD, Greg PURPLE PARTY</p> <p><input type="checkbox"/> PRINCETON, Laila PURPLE PARTY</p> <p><input type="checkbox"/> JORGAN, Neil PURPLE PARTY</p>	<p><b>GROUP C</b></p> <p><input type="checkbox"/> PARRY, Tony</p> <p><input type="checkbox"/> JONES, Lily</p> <p><input type="checkbox"/> ZOWIE, Mandy</p> <p><input type="checkbox"/> LALLARD, Gordon</p> <p><input type="checkbox"/> JIMMISON, Alice</p> <p><input type="checkbox"/> FARNSWORTH, Dina</p> <p><input type="checkbox"/> HORTON, Luke</p> <p><input type="checkbox"/> JECOVIC, Peter</p> <p><input type="checkbox"/> MOORE, Chris</p> <p><input type="checkbox"/> WHITE, Jason</p> <p><input type="checkbox"/> JACKSON, Joanne</p> <p><input type="checkbox"/> LEE, Ray</p> <p><input type="checkbox"/> NGUAN, Jarrod</p> <p><input type="checkbox"/> YOUNG, Gillian</p> <p><input type="checkbox"/> WILLOW, Carol</p>	<p><b>GROUP D</b> <b>OASIS PARTY</b></p> <p><input type="checkbox"/> BORGAN, Boris OASIS PARTY</p> <p><input type="checkbox"/> CHURCH, Peter OASIS PARTY</p> <p><input type="checkbox"/> WILSON, Steve OASIS PARTY</p> <p><input type="checkbox"/> TURCH, Robbie OASIS PARTY</p> <p><input type="checkbox"/> GUERRIN, Lily OASIS PARTY</p> <p><input type="checkbox"/> RAMGATE, Alan OASIS PARTY</p> <p><input type="checkbox"/> DAWN, Paris OASIS PARTY</p> <p><input type="checkbox"/> SCOTS, Laurence OASIS PARTY</p> <p><input type="checkbox"/> FISHERS, Tammy OASIS PARTY</p> <p><input type="checkbox"/> ANNAN, Mike OASIS PARTY</p> <p><input type="checkbox"/> POTTS, Eric OASIS PARTY</p> <p><input type="checkbox"/> EAGAN, Rowena OASIS PARTY</p> <p><input type="checkbox"/> PATTON, Karen OASIS PARTY</p> <p><input type="checkbox"/> TERRY, Inga OASIS PARTY</p> <p><input type="checkbox"/> CONNELL, Frank OASIS PARTY</p>	<p><input type="checkbox"/> GIFFORD, Nellie</p> <p><input type="checkbox"/> JANSSEN, Robert INDEPENDENT</p> <p><input type="checkbox"/> JACK, Kerry</p> <p><input type="checkbox"/> VORGAN, Sylvia</p> <p><input type="checkbox"/> RICKSON, Janet INDEPENDENT</p>
--	--	--	---	--	---

**FORMAL**  
 One X only outside but adjacent to the square

Example 2

**BALLOT PAPER**

**You may vote in one of two ways**

	GROUP A <input type="checkbox"/> NO FUN PARTY	GROUP B <input type="checkbox"/> PURPLE PARTY	GROUP C <input type="checkbox"/> 1	GROUP D <input type="checkbox"/> OASIS PARTY
<p><b>either</b></p> <p>Place the number "1" in the square above the group of candidates you wish to vote for. If you wish to vote for more than one additional group of candidates, put additional numbers above the additional groups of candidates in order of your preference for them.</p> <p>Fold the ballot paper so that the vote cannot be seen, and put it in the ballot box or in the envelope provided as appropriate.</p>	<p><b>GROUP A</b> NO FUN PARTY</p> <p><input type="checkbox"/> HORTON, Mick NO FUN PARTY</p> <p><input type="checkbox"/> COOPER, Dina NO FUN PARTY</p> <p><input type="checkbox"/> ELYNN, Maika NO FUN PARTY</p> <p><input type="checkbox"/> CLIFFORD, Greg NO FUN PARTY</p> <p><input type="checkbox"/> SMITH, Veronica NO FUN PARTY</p> <p><input type="checkbox"/> NELSON, Debbie NO FUN PARTY</p> <p><input type="checkbox"/> FRENCH, Mike NO FUN PARTY</p> <p><input type="checkbox"/> BANKS, Peter NO FUN PARTY</p> <p><input type="checkbox"/> GRAY, Lisa NO FUN PARTY</p> <p><input type="checkbox"/> JOHNSON, Terry NO FUN PARTY</p> <p><input type="checkbox"/> GILLIS, Jerry NO FUN PARTY</p> <p><input type="checkbox"/> JACKSON, Ollie NO FUN PARTY</p> <p><input type="checkbox"/> RIGBY, Tony NO FUN PARTY</p> <p><input type="checkbox"/> COLLY, Lydia NO FUN PARTY</p> <p><input type="checkbox"/> FRANK, Gina NO FUN PARTY</p>	<p><b>GROUP B</b> PURPLE PARTY</p> <p><input type="checkbox"/> CARBICK, Annie PURPLE PARTY</p> <p><input type="checkbox"/> GRIST, Leslie PURPLE PARTY</p> <p><input type="checkbox"/> CHANADA, Lucinda PURPLE PARTY</p> <p><input type="checkbox"/> GRAY, Peter PURPLE PARTY</p> <p><input type="checkbox"/> HO, Jill PURPLE PARTY</p> <p><input type="checkbox"/> ACARIA, Mike PURPLE PARTY</p> <p><input type="checkbox"/> GRHAM, Les PURPLE PARTY</p> <p><input type="checkbox"/> VINE, Laurie PURPLE PARTY</p> <p><input type="checkbox"/> ROYCE, Henry PURPLE PARTY</p> <p><input type="checkbox"/> BARRETT, Joe PURPLE PARTY</p> <p><input type="checkbox"/> GIBSON, Jacob PURPLE PARTY</p> <p><input type="checkbox"/> LANYARD, Jane PURPLE PARTY</p> <p><input type="checkbox"/> HARRIS, Greg PURPLE PARTY</p> <p><input type="checkbox"/> BRINCETON, Leila PURPLE PARTY</p> <p><input type="checkbox"/> JOSEAN, Naji PURPLE PARTY</p>	<p><b>GROUP C</b></p> <p><input type="checkbox"/> 1 FARRY, Tony</p> <p><input type="checkbox"/> 2 JONES, Lily</p> <p><input type="checkbox"/> 3 ZOWIE, Mandy</p> <p><input type="checkbox"/> 4 LALLARD, Gordon</p> <p><input type="checkbox"/> 5 JIMMISON, Alice</p> <p><input type="checkbox"/> 6 FARNSWORTH, Dina</p> <p><input type="checkbox"/> 7 HORTON, Luke</p> <p><input type="checkbox"/> 8 JEDOVIC, Peter</p> <p><input type="checkbox"/> 9 MOORE, Chris</p> <p><input type="checkbox"/> 10 WHITE, Jason</p> <p><input type="checkbox"/> 11 JACKSON, Joanne</p> <p><input type="checkbox"/> 12 LEE, Ray</p> <p><input type="checkbox"/> 13 NGUAN, Jarrod</p> <p><input type="checkbox"/> 14 YOUNG, Gillian</p> <p><input type="checkbox"/> 15 WILLOW, Carol</p>	<p><b>GROUP D</b> OASIS PARTY</p> <p><input type="checkbox"/> BORGAN, Boiz OASIS PARTY</p> <p><input type="checkbox"/> CHURCH, Peter OASIS PARTY</p> <p><input type="checkbox"/> WILSON, Steve OASIS PARTY</p> <p><input type="checkbox"/> TURCH, Robbie OASIS PARTY</p> <p><input type="checkbox"/> GUERIN, Lily OASIS PARTY</p> <p><input type="checkbox"/> RAMGATE, Alan OASIS PARTY</p> <p><input type="checkbox"/> DAWIN, Paris OASIS PARTY</p> <p><input type="checkbox"/> SCOTTS, Laurence OASIS PARTY</p> <p><input type="checkbox"/> FISHERS, Tammy OASIS PARTY</p> <p><input type="checkbox"/> ANNAN, Mike OASIS PARTY</p> <p><input type="checkbox"/> POTTS, Eric OASIS PARTY</p> <p><input type="checkbox"/> EAGAN, Roseta OASIS PARTY</p> <p><input type="checkbox"/> PATTON, Karen OASIS PARTY</p> <p><input type="checkbox"/> TERRY, Inga OASIS PARTY</p> <p><input type="checkbox"/> CONNELL, Frank OASIS PARTY</p>
<p><b>or</b></p> <p>Place the number "1", "2", "3", "4", "5", "6", "7", "8", "9", "10", "11", "12", "13", "14" and "15" in the squares opposite the names of the 15 candidates in order of your preferences for them. You may if you wish, vote for additional candidates by placing consecutive numbers beginning with the number "16" in the squares opposite the names of those additional candidates in order of your preferences for them.</p> <p>Fold the ballot paper so that the vote cannot be seen, and put it in the ballot box or in the envelope provided as appropriate.</p>	<p><b>GROUP A</b> NO FUN PARTY</p> <p><input type="checkbox"/> HORTON, Mick NO FUN PARTY</p> <p><input type="checkbox"/> COOPER, Dina NO FUN PARTY</p> <p><input type="checkbox"/> ELYNN, Maika NO FUN PARTY</p> <p><input type="checkbox"/> CLIFFORD, Greg NO FUN PARTY</p> <p><input type="checkbox"/> SMITH, Veronica NO FUN PARTY</p> <p><input type="checkbox"/> NELSON, Debbie NO FUN PARTY</p> <p><input type="checkbox"/> FRENCH, Mike NO FUN PARTY</p> <p><input type="checkbox"/> BANKS, Peter NO FUN PARTY</p> <p><input type="checkbox"/> GRAY, Lisa NO FUN PARTY</p> <p><input type="checkbox"/> JOHNSON, Terry NO FUN PARTY</p> <p><input type="checkbox"/> GILLIS, Jerry NO FUN PARTY</p> <p><input type="checkbox"/> JACKSON, Ollie NO FUN PARTY</p> <p><input type="checkbox"/> RIGBY, Tony NO FUN PARTY</p> <p><input type="checkbox"/> COLLY, Lydia NO FUN PARTY</p> <p><input type="checkbox"/> FRANK, Gina NO FUN PARTY</p>	<p><b>GROUP B</b> PURPLE PARTY</p> <p><input type="checkbox"/> CARBICK, Annie PURPLE PARTY</p> <p><input type="checkbox"/> GRIST, Leslie PURPLE PARTY</p> <p><input type="checkbox"/> CHANADA, Lucinda PURPLE PARTY</p> <p><input type="checkbox"/> GRAY, Peter PURPLE PARTY</p> <p><input type="checkbox"/> HO, Jill PURPLE PARTY</p> <p><input type="checkbox"/> ACARIA, Mike PURPLE PARTY</p> <p><input type="checkbox"/> GRHAM, Les PURPLE PARTY</p> <p><input type="checkbox"/> VINE, Laurie PURPLE PARTY</p> <p><input type="checkbox"/> ROYCE, Henry PURPLE PARTY</p> <p><input type="checkbox"/> BARRETT, Joe PURPLE PARTY</p> <p><input type="checkbox"/> GIBSON, Jacob PURPLE PARTY</p> <p><input type="checkbox"/> LANYARD, Jane PURPLE PARTY</p> <p><input type="checkbox"/> HARRIS, Greg PURPLE PARTY</p> <p><input type="checkbox"/> BRINCETON, Leila PURPLE PARTY</p> <p><input type="checkbox"/> JOSEAN, Naji PURPLE PARTY</p>	<p><b>GROUP C</b></p> <p><input type="checkbox"/> 1 FARRY, Tony</p> <p><input type="checkbox"/> 2 JONES, Lily</p> <p><input type="checkbox"/> 3 ZOWIE, Mandy</p> <p><input type="checkbox"/> 4 LALLARD, Gordon</p> <p><input type="checkbox"/> 5 JIMMISON, Alice</p> <p><input type="checkbox"/> 6 FARNSWORTH, Dina</p> <p><input type="checkbox"/> 7 HORTON, Luke</p> <p><input type="checkbox"/> 8 JEDOVIC, Peter</p> <p><input type="checkbox"/> 9 MOORE, Chris</p> <p><input type="checkbox"/> 10 WHITE, Jason</p> <p><input type="checkbox"/> 11 JACKSON, Joanne</p> <p><input type="checkbox"/> 12 LEE, Ray</p> <p><input type="checkbox"/> 13 NGUAN, Jarrod</p> <p><input type="checkbox"/> 14 YOUNG, Gillian</p> <p><input type="checkbox"/> 15 WILLOW, Carol</p>	<p><b>GROUP D</b> OASIS PARTY</p> <p><input type="checkbox"/> BORGAN, Boiz OASIS PARTY</p> <p><input type="checkbox"/> CHURCH, Peter OASIS PARTY</p> <p><input type="checkbox"/> WILSON, Steve OASIS PARTY</p> <p><input type="checkbox"/> TURCH, Robbie OASIS PARTY</p> <p><input type="checkbox"/> GUERIN, Lily OASIS PARTY</p> <p><input type="checkbox"/> RAMGATE, Alan OASIS PARTY</p> <p><input type="checkbox"/> DAWIN, Paris OASIS PARTY</p> <p><input type="checkbox"/> SCOTTS, Laurence OASIS PARTY</p> <p><input type="checkbox"/> FISHERS, Tammy OASIS PARTY</p> <p><input type="checkbox"/> ANNAN, Mike OASIS PARTY</p> <p><input type="checkbox"/> POTTS, Eric OASIS PARTY</p> <p><input type="checkbox"/> EAGAN, Roseta OASIS PARTY</p> <p><input type="checkbox"/> PATTON, Karen OASIS PARTY</p> <p><input type="checkbox"/> TERRY, Inga OASIS PARTY</p> <p><input type="checkbox"/> CONNELL, Frank OASIS PARTY</p>

**FORMAL**

Formal above and below the line but below the line takes precedence

EXAMPLE 4

**BALLOT PAPER**

© Electoral Commission NSW 2024. All rights reserved. This document is the property of the Electoral Commission NSW. It is to be used only for the purpose for which it is issued.

**You may vote in one of two ways**

**either**

Place the number "1" in the square above the group of candidates for whom you wish to vote. You may vote for one or more of the additional groups of candidates by placing consecutive numbers beginning with the number "2" in the squares above the additional groups of candidates in order of your preference for them.

Fill the ballot paper so that the vote cannot be seen, and put it in the ballot box or in the envelope provided as appropriate.

**OR**

Place the number "1" "2" "3" "4" "5" "6" "7" "8" "9" "10" "11" "12" "13" "14" and "15" in the squares opposite the names of the 15 candidates in order of your preference for them. You may if you wish, vote for additional candidates by placing consecutive numbers beginning with the number "16" in the squares opposite the names of those additional candidates in order of your preferences for them.

Fill the ballot paper so that the vote cannot be seen, and put it in the ballot box or in the envelope provided as appropriate.

<p><b>GROUP A</b></p> <p>NO FURN PARTY</p> <p style="text-align: center;"><input type="checkbox"/></p>	<p><b>GROUP B</b></p> <p>PURPLE PARTY</p> <p style="text-align: center;"><input type="checkbox"/></p>	<p><b>GROUP C</b></p> <p style="text-align: center;"><input type="checkbox" value="1"/></p>	<p><b>GROUP D</b></p> <p>OASIS PARTY</p> <p style="text-align: center;"><input type="checkbox"/></p>	
<p><b>GROUP A</b> NO FURN PARTY</p> <p><input type="checkbox"/> NOBRTON, Mack NO FURN PARTY</p> <p><input type="checkbox"/> COOPER, Diana NO FURN PARTY</p> <p><input type="checkbox"/> FLYNN, Monica NO FURN PARTY</p> <p><input type="checkbox"/> CLIFFORD, Greg NO FURN PARTY</p> <p><input type="checkbox"/> SMITH, Veronica NO FURN PARTY</p> <p><input type="checkbox"/> NELSON, Debbie NO FURN PARTY</p> <p><input type="checkbox"/> FRENCH, Mike NO FURN PARTY</p> <p><input type="checkbox"/> DANGER, Peter NO FURN PARTY</p> <p><input type="checkbox"/> CRAY, Lee NO FURN PARTY</p> <p><input type="checkbox"/> JOHNSON, Tony NO FURN PARTY</p> <p><input type="checkbox"/> GILLS, Jane NO FURN PARTY</p> <p><input type="checkbox"/> JACKSON, Gillie NO FURN PARTY</p> <p><input type="checkbox"/> RUBEN, Tony NO FURN PARTY</p> <p><input type="checkbox"/> COLLY, Lydia NO FURN PARTY</p> <p><input type="checkbox"/> FRANK, Gina NO FURN PARTY</p>	<p><b>GROUP B</b> PURPLE PARTY</p> <p><input type="checkbox"/> CABRICK, Annie PURPLE PARTY</p> <p><input type="checkbox"/> GRIST, Leslie PURPLE PARTY</p> <p><input type="checkbox"/> O'HARA, Yvnda PURPLE PARTY</p> <p><input type="checkbox"/> GRAY, Peter NO FURN PARTY</p> <p><input type="checkbox"/> HO, Jill PURPLE PARTY</p> <p><input type="checkbox"/> ACARIA, Mike PURPLE PARTY</p> <p><input type="checkbox"/> GRAHAM, Les PURPLE PARTY</p> <p><input type="checkbox"/> VINE, Laurie PURPLE PARTY</p> <p><input type="checkbox"/> PORTER, Henry PURPLE PARTY</p> <p><input type="checkbox"/> BARRETT, Joe PURPLE PARTY</p> <p><input type="checkbox"/> ORSON, Jacob PURPLE PARTY</p> <p><input type="checkbox"/> LAIVARU, Jane PURPLE PARTY</p> <p><input type="checkbox"/> JERROD, Greg PURPLE PARTY</p> <p><input type="checkbox"/> PRINCETON, Laila PURPLE PARTY</p> <p><input type="checkbox"/> JORGAN, Nal PURPLE PARTY</p>	<p><b>GROUP C</b></p> <p><input checked="" type="checkbox"/> 1 PARRY, Tony</p> <p><input type="checkbox"/> 2 JONES, Lily</p> <p><input type="checkbox"/> 3 ZOWIE, Nandy</p> <p><input type="checkbox"/> 4 LALLARD, Gordon</p> <p><input type="checkbox"/> 5 JIMMISON, Alice</p> <p><input type="checkbox"/> 6 FARNSWORTH, Dina</p> <p><input type="checkbox"/> 7 HORTON, Luke</p> <p><input type="checkbox"/> 8 JECOMIC, Peter</p> <p><input type="checkbox"/> 9 MOORE, Chris</p> <p><input type="checkbox"/> 10 WHITE, Jason</p> <p><input type="checkbox"/> 11 JACKSON, Joanne</p> <p><input type="checkbox"/> 12 LEE, Ray</p> <p><input type="checkbox"/> 13 NGUYEN, Jarnod</p> <p><input type="checkbox"/> 14 YOUNG, Gillian</p> <p><input type="checkbox"/> 15 WILLIOW, Carol</p>	<p><b>GROUP D</b> OASIS PARTY</p> <p><input type="checkbox"/> BORGAN, Burt OASIS PARTY</p> <p><input type="checkbox"/> CHURCH, Peter OASIS PARTY</p> <p><input type="checkbox"/> WILSON, Steve OASIS PARTY</p> <p><input type="checkbox"/> TURCH, Robbie OASIS PARTY</p> <p><input type="checkbox"/> GUERRIN, Lily OASIS PARTY</p> <p><input type="checkbox"/> RAMGATE, Alan OASIS PARTY</p> <p><input type="checkbox"/> DAWN, Pats OASIS PARTY</p> <p><input type="checkbox"/> SCOTTS, Laurence OASIS PARTY</p> <p><input type="checkbox"/> FISHERS, Tammy OASIS PARTY</p> <p><input type="checkbox"/> ANNAN, Mike OASIS PARTY</p> <p><input type="checkbox"/> POTTS, Eric OASIS PARTY</p> <p><input type="checkbox"/> EAGAN, Romana OASIS PARTY</p> <p><input type="checkbox"/> PATON, Karen OASIS PARTY</p> <p><input type="checkbox"/> TERRY, Iona OASIS PARTY</p> <p><input type="checkbox"/> CONNELL, Frank OASIS PARTY</p>	<p><input type="checkbox"/> GIFFORD, Nellie</p> <p><input type="checkbox"/> JANSBN, Robert INDEPENDENT</p> <p><input type="checkbox"/> JACK, Kerry</p> <p><input type="checkbox"/> YORGAN, Sylvia</p> <p><input type="checkbox"/> RICKSON, Janet INDEPENDENT</p>



Formal above the line because tick below the line is disregarded

**FORMAL**