

Report on the conduct of the

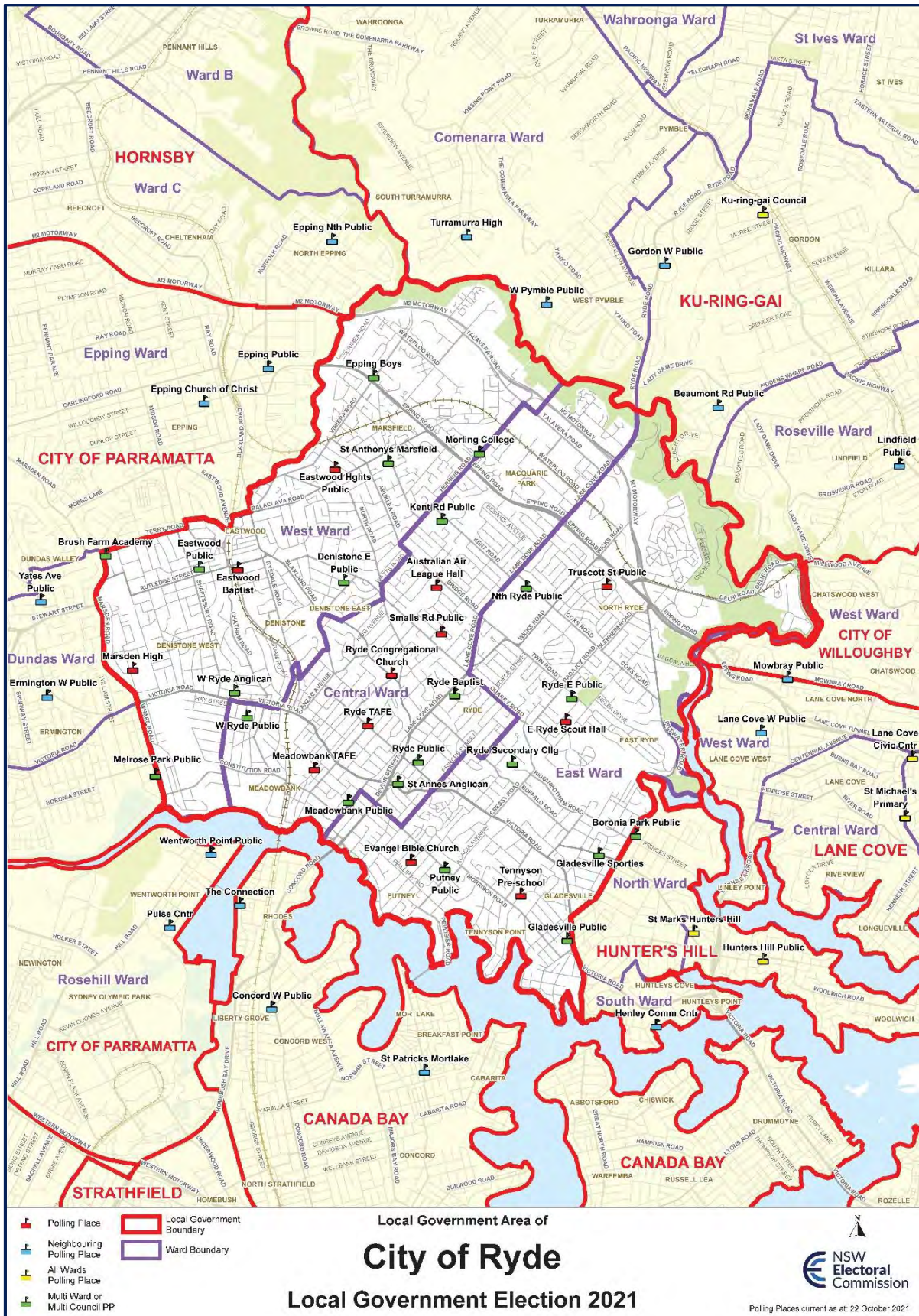
2021 NSW Local Government elections

Part two

Council of the City of Ryde –
Yass Valley Council



Council of the City of Ryde



Election summary

Divided: Central Ward | East Ward | West Ward

Type of election conducted: Councillor (12 councillors to be elected, 3 from each ward) | Constitutional referendum

Enrolment: 77,572 **Residential roll:** 77,559 **Non-residential roll:** 13

Councillor election total votes: 67,309 **Formal:** 64,519 (95.85%) **Informal:** 2790 (4.15%)

Turnout rate: 86.76%

Elected councillors (result declared Wednesday, 22 December 2021)

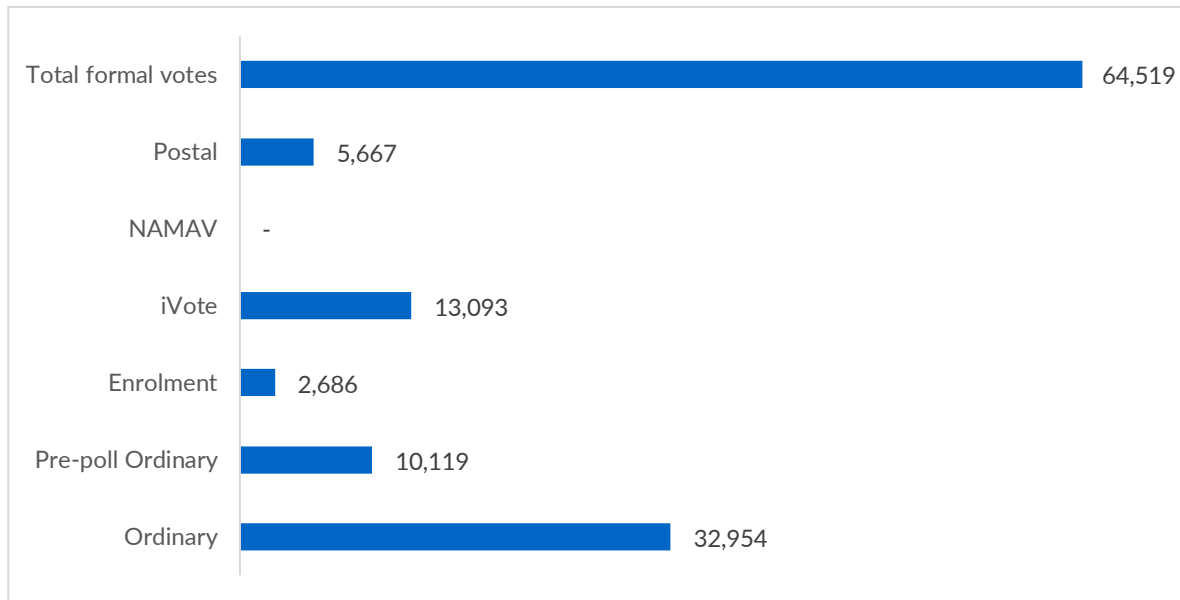
Ward	Councillor name	Affiliation
Central Ward	DESHPANDE Shweta	Liberal
Central Ward	O'REILLY Katie	Labor
Central Ward	PURCELL Bernard	Labor
Central Ward	YEDELIAN Sarkis	Liberal
East Ward	LANE Jordan	Liberal
East Ward	LARA-WATSON Sophie	Liberal
East Ward	MAGGIO Roy	Independent
East Ward	PEDERSEN Penny	Labor
West Ward	BROWN Trenton	Liberal
West Ward	HAN Daniel	Liberal
West Ward	LAXALE Jerome	Labor
West Ward	SONG Kangho (Charles)	Labor

Constitutional referendum (result declared Tuesday, 21 December 2021)

“Do you support a popularly elected Mayor where the voters of the City of Ryde elect the Mayor for a four (4) year term, thereby adopting a thirteen (13) Councillor model (including the Mayor)?”

The referendum was passed with 76.18 per cent of the votes being “Yes”

Formal votes cast by vote type (councillor elections)



Apparent failure to vote notices issued: 7,718

Candidate nominations

Ward	Name	Affiliation
Central Ward	BROUGH Jonathan	The Greens
Central Ward	COURTELIS Antonia	Liberal
Central Ward	DEARING Steven	Independent
Central Ward	DESHPANDE Shweta	Liberal
Central Ward	DHILLON Harpreet	The Greens
Central Ward	HODGSON Jordan	Independent
Central Ward	LAU Benedict	Independent
Central Ward	LIU Lisa	Independent
Central Ward	LO Felix	Independent
Central Ward	LUCA Cosmin	The Greens
Central Ward	MAYGER Margaret	Labor
Central Ward	NARAIN A	Independent
Central Ward	O'REILLY Katie	Labor
Central Ward	PATNI G	Independent
Central Ward	PURCELL Bernard	Labor

Ward	Name	Affiliation
Central Ward	RYTMEISTER Catherine	The Greens
Central Ward	SCHOKMAN Granville	Liberal
Central Ward	SINGAL Vishal	Independent
Central Ward	VALENCIA CEPEDA Francisco	Labor
Central Ward	YEDELIAN Sarkis	Liberal
East Ward	CANDY Marianinna	Independent
East Ward	GALLOWAY Christopher	Liberal
East Ward	GEORGE Louis	Independent
East Ward	GORDON Christopher	The Greens
East Ward	ISAACS David	The Greens
East Ward	JELLY James	Labor
East Ward	LANE Jordan	Liberal
East Ward	LARA-WATSON Sophie	Liberal
East Ward	MAGGIO Roy	Independent
East Ward	MALINOWSKA Helena	The Greens
East Ward	MCFAYDEN Sarah	Liberal
East Ward	NASERI Yaser	The Greens
East Ward	PEDERSEN Penny	Labor
East Ward	PRICE Eloise K	Labor
East Ward	RUTTER Chris	Labor
East Ward	TISSEVERASINGHE Crystal	Independent
West Ward	BROWN Trenton	Liberal
West Ward	BUDD Elaine	Liberal
West Ward	COLQUHOUN Steven	Labor
West Ward	HAN Daniel	Liberal
West Ward	JANARTHANA Jananie	Labor
West Ward	KIM Peter	Independent
West Ward	LAXALE Jerome	Labor
West Ward	LEE Hugh	Independent
West Ward	LIN Bin	Independent

Ward	Name	Affiliation
West Ward	MAK May	Independent
West Ward	MELVILLE Michael	Independent
West Ward	PINZONE Timothy	Liberal
West Ward	PROSSER Katherine	Independent
West Ward	SONG Kangho (Charles)	Labor
West Ward	SONG Meiyong (Rain)	Independent
West Ward	YEUNG Wai	Independent
West Ward	ZHANG Lichen	Independent
West Ward	ZHANG Xiaogang	Independent
West Ward	ZHOU Shuo (Simon)	Independent
West Ward	ZULLO Leanne	Independent

Councillor nominations withdrawn or rejected

Ward	Rejected	Withdrawn
Central Ward	0	0
East Ward	0	0
West Ward	1	0

Election operations

Election day staffing

Position	Number
Declaration vote issuing officers	41
Deputy polling place managers	34
Election officials	289
Polling place managers	34
Total	398

Number of polling places

Type	Number
Pre-poll (early voting) centres	3
Election day polling places	34

Returning Officer's office

- Jarvis Circuit, Macquarie Park NSW 2112

Election costs

- Invoiced election cost: \$594,384
- Cost per elector: \$7.66

NSW Electoral Commission website analytics

- 62,445 visitors to the Ryde City Council election web page

Election summary

Divided: Ward A | Ward B | Ward C | Ward D

Type of election conducted: Councillor (8 councillors to elected, 2 from each ward) | Mayor

Enrolment councillor: 42,364

Enrolment mayor: 55,825

Residential roll contested: 42,364

Residential roll un-contested: 13,461

Councillor election total votes: 36,127 **Formal:** 34,282 (94.89%) **Informal:** 1,845 (5.11%)

Turnout rate: 85.28%

Mayor election total votes: 47,759 **Formal:** 46,273 (96.89%) **Informal:** 1,486 (3.11%)

Turnout rate: 85.55%

Elected mayor (result declared Tuesday, 21 December 2021)

HOMER Chris, Independent

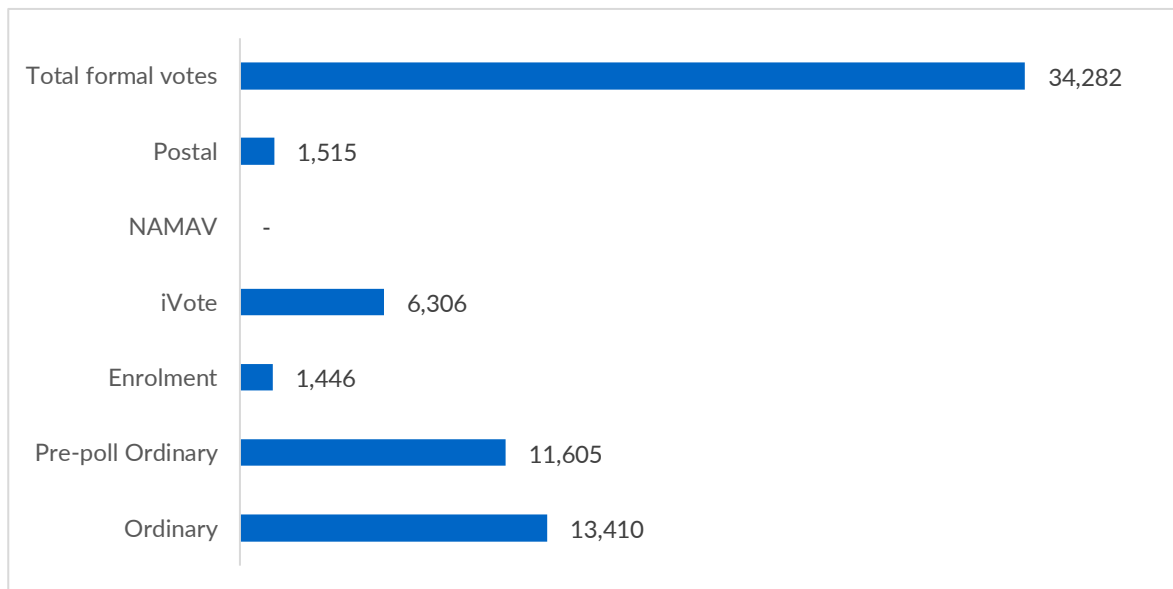
Councillor elections

For Ward D, 2 candidates nominated for the ward's 2 councillor positions. Both nominated candidates were declared elected on Saturday, 4 December without the need for voting to be conducted.

Elected councillors (result declared Thursday, 23 December 2021)

Ward	Councillor name	Affiliation
Ward A	EDWARDS Maree	Labor
Ward A	MARSH Kellie	Independent
Ward B	DAVEY John	Independent
Ward B	HAMILTON Moira	Labor
Ward C	GOW Colin	Independent
Ward C	STEFANOVSKI Ljupco (Lou)	Labor
Ward D	GRAF Jacqueline	Independent
Ward D	PETRESKI Rob	Labor

Formal votes cast by vote type (councillor elections)



Apparent failure to vote notices issued: 5,218

Mayoral nominations

Name	Affiliation
HOMER Chris	Independent
SALIBA Marianne	Labor

Mayor nominations withdrawn or rejected: 0

Candidate nominations

Ward	Name	Affiliation
Ward A	BITSCHKAT Shane	Independent
Ward A	EDWARDS Maree	Labor
Ward A	MARSH Kellie	Independent
Ward A	MOON Mick	Labor
Ward B	DAVEY John	Independent
Ward B	HAMILTON Moira	Labor
Ward B	LARKINGS Tammy	Independent
Ward B	MORAN Peter	Independent
Ward B	RIDDING Craig	Independent

Ward	Name	Affiliation
Ward B	VANN Aarron	Labor
Ward C	GEDDES Stuart	Labor
Ward C	GOW Colin	Independent
Ward C	HOMER Chris	Independent
Ward C	STEFANOVSKI Ljupco (Lou)	Labor
Ward D	GRAF Jacqueline	Independent
Ward D	PETRESKI Rob	Labor

Councillor nominations withdrawn or rejected

Ward	Rejected	Withdrawn
Ward A	0	0
Ward B	0	0
Ward C	0	0
Ward D	1	1

Election operations

Election day staffing

Position	Number
Declaration vote issuing officers	32
Deputy polling place managers	16
Election officials	156
Polling place managers	16
Total	220

Number of polling places

Type	Number
Pre-poll (early voting) centres	3
Election day polling places	16

Returning Officer's office

- 2/144 Shellharbour Road, Warilla NSW 2528

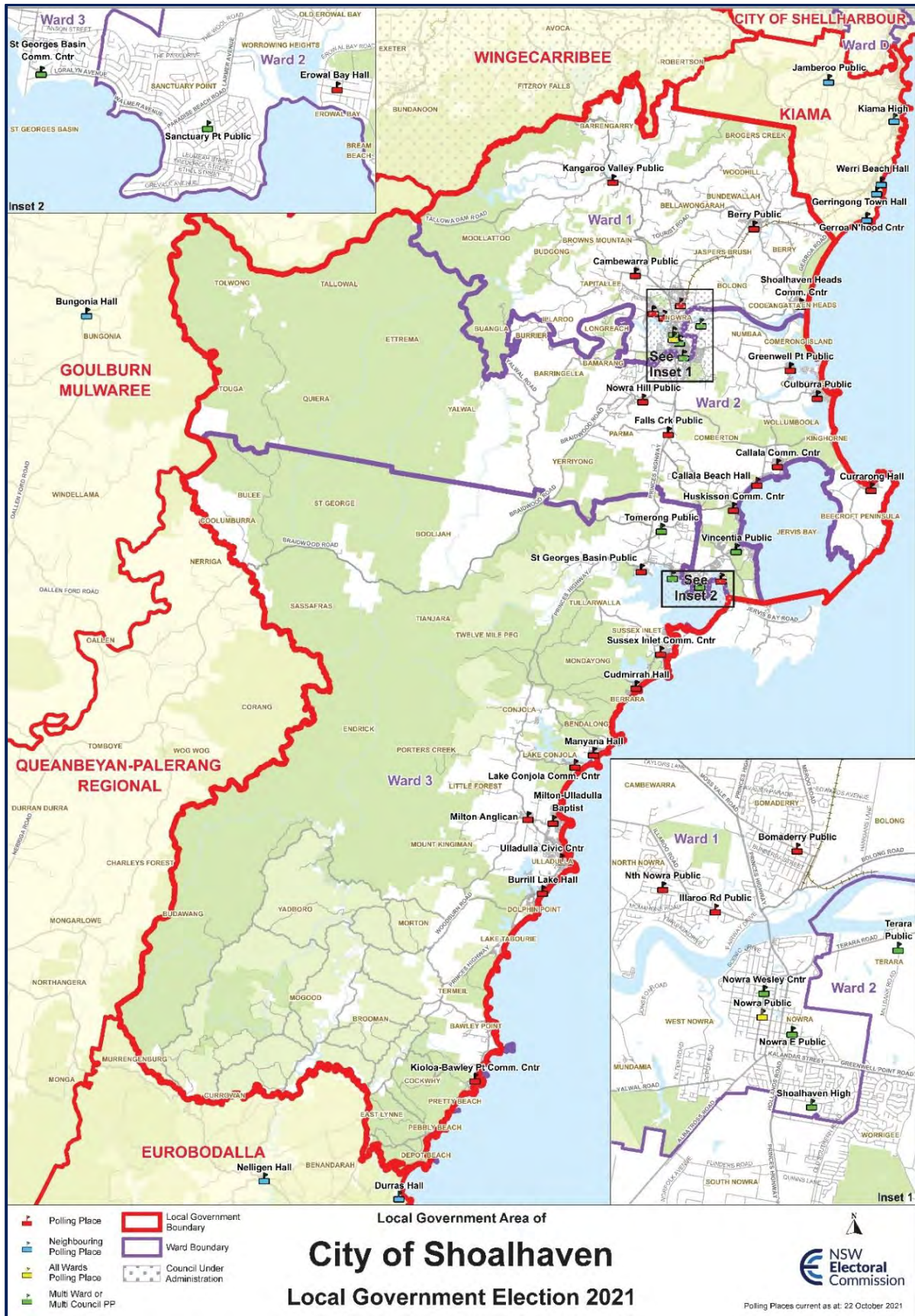
Election costs

- Invoiced election cost: \$455,807
- Cost per elector: \$8.16

NSW Electoral Commission website analytics

- 23,727 visitors to the Shellharbour Council election web page

Shoalhaven City Council



Election summary

Divided: Ward 1 | Ward 2 | Ward 3

Type of election conducted: Councillor (12 councillors to be elected, 4 from each ward) | Mayor

Enrolment: 84,229 **Residential roll:** 84,046 **Non-residential roll:** 183

Councillor election total votes: 70,179 **Formal:** 65,616 (93.5%) **Informal:** 4,563 (6.5%)

Turnout rate: 83.31%

Mayor election total votes: 70,130 **Formal:** 67,030 (95.58%) **Informal:** 3,100 (4.42%)

Turnout rate: 83.26%

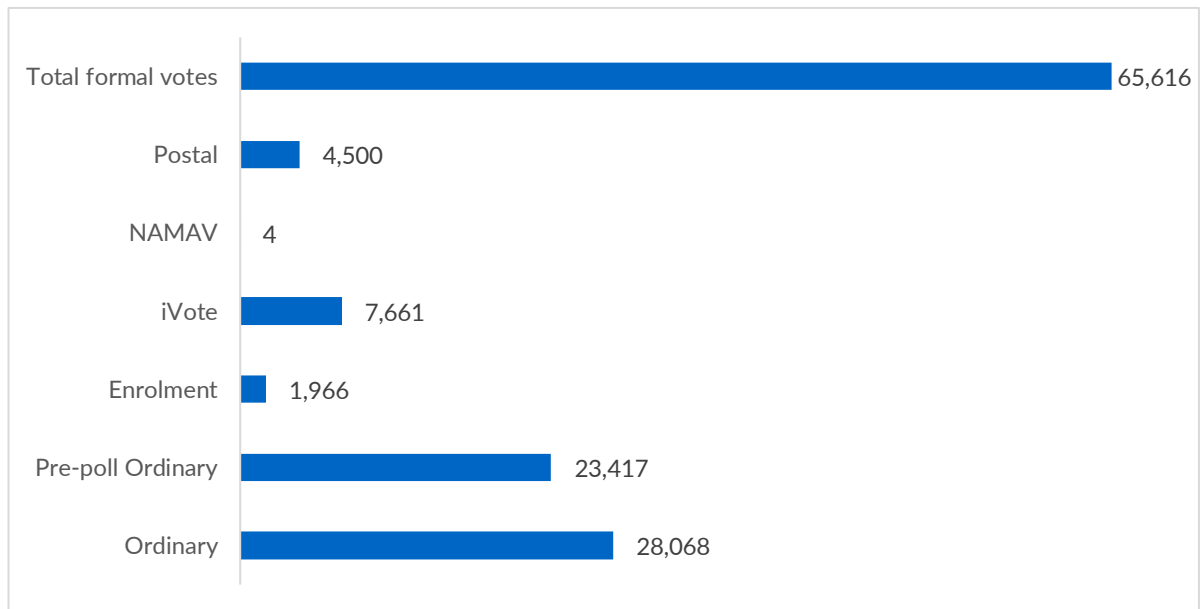
Elected mayor (result declared Tuesday, 21 December 2021)

FINDLEY Amanda, The Greens

Elected councillors (result declared Wednesday, 23 December 2021)

Ward	Councillor name	Affiliation
Ward 1	COPLEY Serena	Independent
Ward 1	GRAY Tonia	The Greens
Ward 1	NORRIS Matthew	Labor
Ward 1	WELLS John	Shoalhaven Independents
Ward 2	CHRISTEN Evan	The Greens
Ward 2	ELL Paul	
Ward 2	KOTLASH John	Labor
Ward 2	WATSON Greg	Shoalhaven Independents
Ward 3	BUTLER Liza	Labor
Ward 3	D'ATH Muriel (Moo)	The Greens
Ward 3	KITCHENER Mark	Shoalhaven Independents
Ward 3	WHITE Patricia	Shoalhaven Independents

Formal votes cast by vote type (councillor elections)



Apparent failure to vote notices issued: 10,845

Mayoral nominations

Name	Affiliation
DIGIGLIO Nina	Independent
FINDLEY Amanda	The Greens
GREEN Paul	Independent
KITCHENER Mark	Shoalhaven Independents Group
WATSON Greg	Shoalhaven Independents Group
WHITE Patricia	Shoalhaven Independents Group

Mayor nominations withdrawn or rejected: 0

Candidate nominations

Ward	Name	Affiliation
Ward 1	ALLDRICK Annette	Labor
Ward 1	ALLDRICK Olivia	Labor
Ward 1	CAMPBELL Fred	Independent
Ward 1	CLANCY Selena	Shoalhaven Independents
Ward 1	COCHRANE Tim	Shoalhaven Independents

Ward	Name	Affiliation
Ward 1	COPLEY Serena	Independent
Ward 1	CROCKER Phil	Shoalhaven Independents
Ward 1	GRAY Tonia	The Greens
Ward 1	GREENE Bonnie	The Greens
Ward 1	JARRETT Warren	Independent
Ward 1	NORRIS Matthew	Labor
Ward 1	PATTON Laurence	Labor
Ward 1	SIKORA Francoise	Independent
Ward 1	STANTON Bradley	The Greens
Ward 1	WADDELL Sarah	The Greens
Ward 1	WELLS John	Shoalhaven Independents
Ward 1	WHITE Leonard	Independent
Ward 2	BARNES Mikayla	Independent
Ward 2	CASMIRI Luciano	Shoalhaven Independents
Ward 2	CHRISTEN Evan	The Greens
Ward 2	COCHRANE Fiona	Independent
Ward 2	CONNOLLY Graham	Shoalhaven Independents
Ward 2	ELL Paul	
Ward 2	GARTNER Kaye	The Greens
Ward 2	KHOUREY Jacob	Labor
Ward 2	KOTLASH John	Labor
Ward 2	MARTIN Jesse	Independent
Ward 2	MCINERNEY-PERCY Christine	Labor
Ward 2	PAKES Mitchell	Shoalhaven Independents
Ward 2	SHAPIRA Deborah	Labor
Ward 2	STEPHENSON Kim	The Greens
Ward 2	WARREN Joanne	The Greens
Ward 2	WATSON Greg	Shoalhaven Independents
Ward 3	BARCLAY John	Shoalhaven Independents
Ward 3	BOYD Gillian	Labor

Ward	Name	Affiliation
Ward 3	BUTLER Liza	Labor
Ward 3	D'ATH Muriel (Moo)	The Greens
Ward 3	FINDLEY Amanda	The Greens
Ward 3	FRANK Takesa	The Greens
Ward 3	GARDNER Terrie	Labor
Ward 3	JOYCE Carol	Labor
Ward 3	KENT Anthony	Shoalhaven Independents
Ward 3	KILLIAN Debbie	The Greens
Ward 3	KITCHENER Mark	Shoalhaven Independents
Ward 3	WHITE Patricia	Shoalhaven Independents

Councillor nominations withdrawn or rejected

Ward	Rejected	Withdrawn
Ward 1	2	0
Ward 2	2	0
Ward 3	1	0

Election operations

Election day staffing

Position	Number
Declaration vote issuing officers	22
Deputy polling place managers	35
Election officials	222
Polling place managers	35
Total	314

Number of polling places

Type	Number
Pre-poll (early voting) centres	4
Election day polling places	35

Returning Officer's office

- Shop 1, 60 Isa Road, Worrigeer NSW 2540

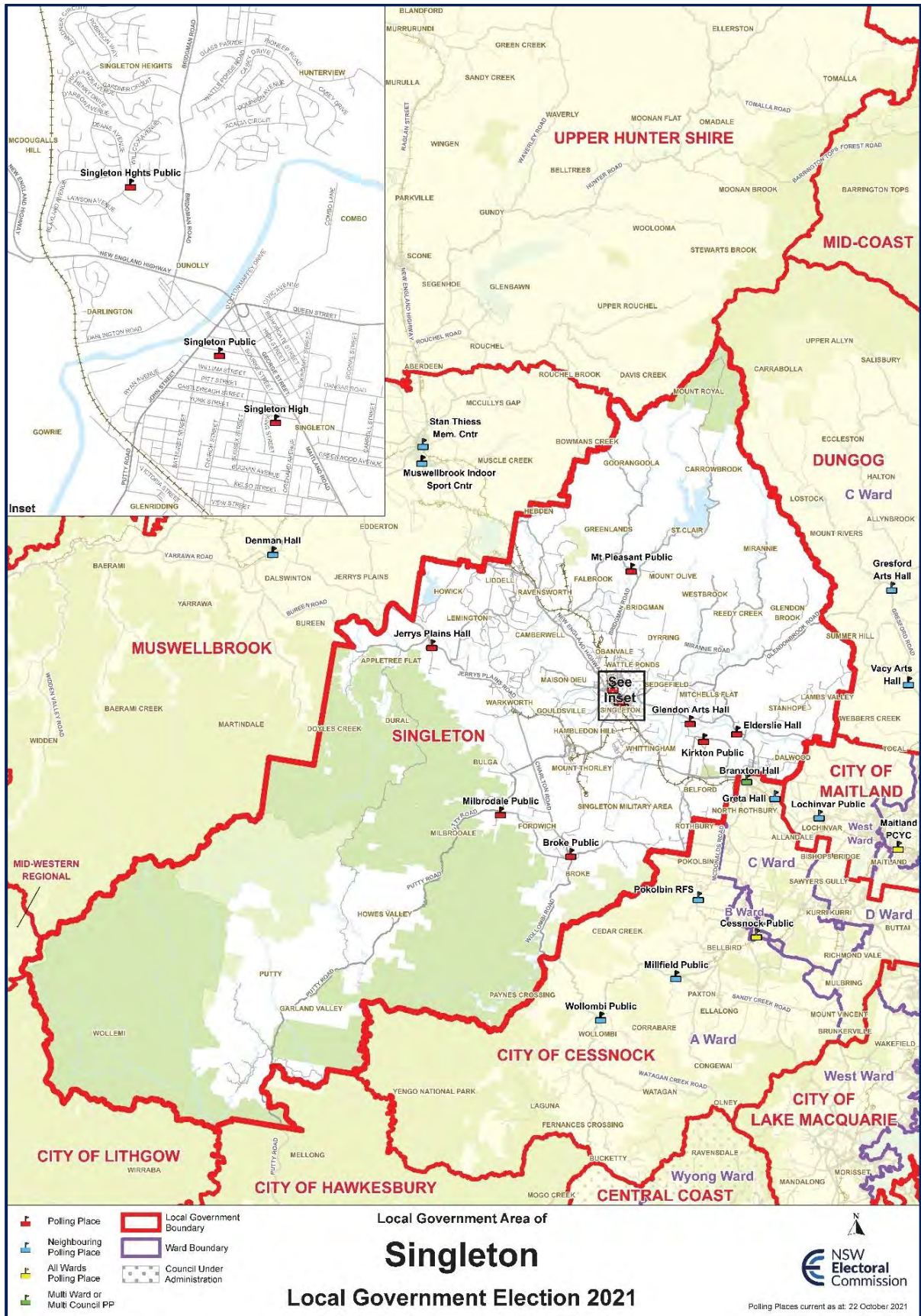
Election costs

- Invoiced election cost: \$625,913
- Cost per elector: \$7.43

NSW Electoral Commission website analytics

- 15,716 visitors to the Shoalhaven Council election web page

Singleton Council



Election summary

Undivided council

Type of election conducted: Councillor (9 councillors to be elected) | Mayor

Enrolment: 17,080 **Residential roll:** 17,048 **Non-residential roll:** 32

Councillor election total votes: 14,341 **Formal:** 12,745 (88.87%) **Informal:** 1,596 (11.13%)

Turnout rate: 83.95%

Mayor election total votes: 14,337 **Formal:** 13,755 (95.94%) **Informal:** 582 (4.06%)

Turnout rate: 83.94%

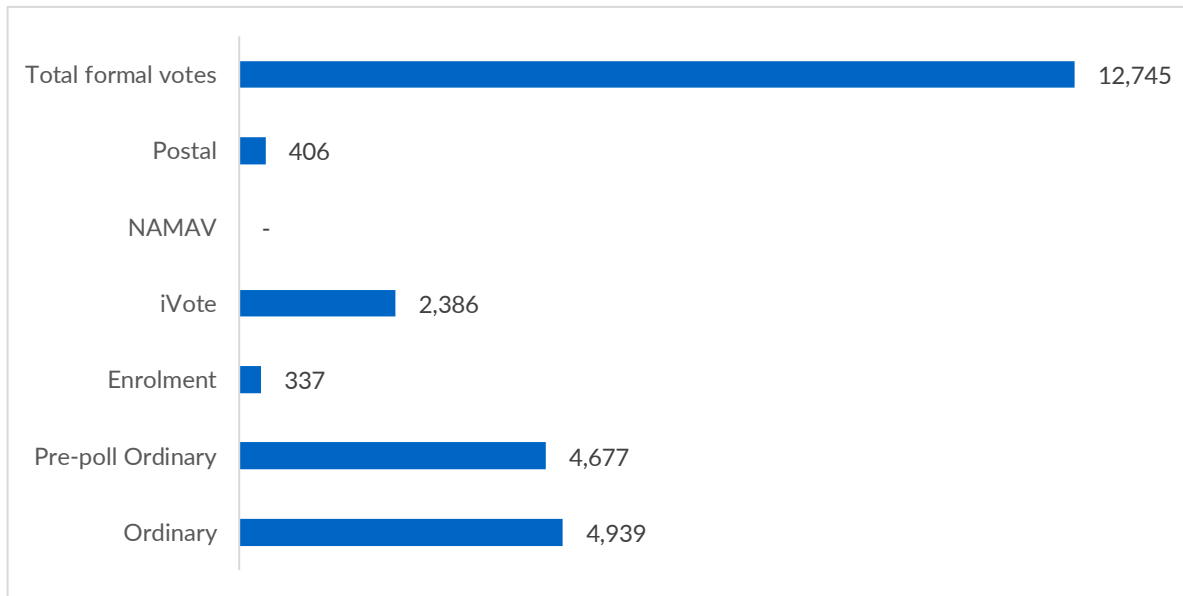
Elected mayor (result declared Tuesday, 21 December 2021)

MOORE Sue, Independent

Elected councillors (result declared Thursday, 23 December 2021)

Councillor name	Affiliation
ADAMTHWAITE Godfrey	Independent
CHARLTON Belinda	Independent
GEORGE Sue	Independent
JARRETT Tony	Labor
JENKINS Hollee	Independent
MCLACHLAN Malinda (Mel)	Shooters, Fishers and Farmers
McNAMARA Tony	Independent
SCOTT Val	
THOMPSON Danny	Independent

Formal votes cast by vote type (councillor elections)



Apparent failure to vote notices issued: 2,274

Mayoral nominations

Name	Affiliation
CHARLTON Belinda	Independent
JARRETT Tony	Labor
MOORE Sue	Independent
THOMPSON Danny	Independent

Mayor nominations withdrawn or rejected: 0

Candidate nominations

Name	Affiliation
ADAMTHWAITE Godfrey	Independent
CHARLTON Belinda	Independent
CLIFTON Andrew	Labor
DEBEUTZ Calvin	
GEORGE Sue	Independent
JARRETT Tony	Labor
JENKINS Hollee	Independent

Name	Affiliation
JOHNSTONE Sarah	Labor
MARTIN John	Independent
MCLACHLAN Malinda (Mel)	Shooters, Fishers and Farmers
McNAMARA Tony	Independent
MOORE Sue	Independent
SCOTT Val	
SULLIVAN Kay	Independent
THOMPSON Danny	Independent
ADAMTHWAITE Godfrey	Independent

Councillor nominations withdrawn or rejected: 0

Election operations

Election day staffing

Position	Number
Declaration vote issuing officers	4
Deputy polling place managers	11
Election officials	54
Polling place managers	11
Total	80

Number of polling places

Type	Number
Pre-poll (early voting) centres	3
Election day polling places	11

Returning Officer's office

- Shop L04-L05, 72-78 Brook Street, Muswellbrook NSW 2333

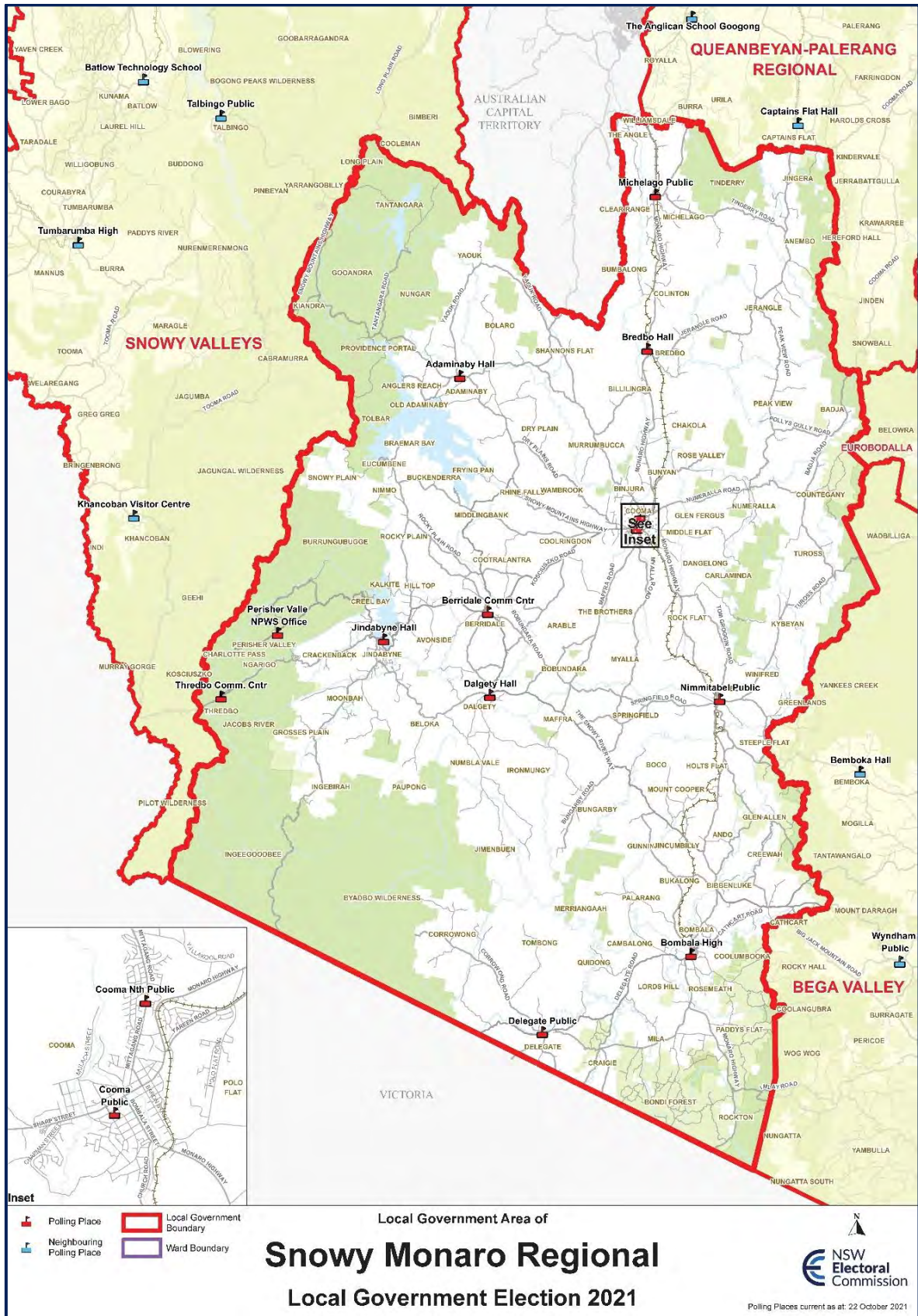
Election costs

- Invoiced election cost: \$151,958
- Cost per elector: \$8.90

NSW Electoral Commission website analytics

- 4,029 visitors to the Singleton Council election web page

Snowy Monaro Regional Council



Election summary

Undivided council

Type of election conducted: Councillor (11 councillors to be elected)

Enrolment: 14,527 **Residential roll:** 14,508 **Non-residential roll:** 19

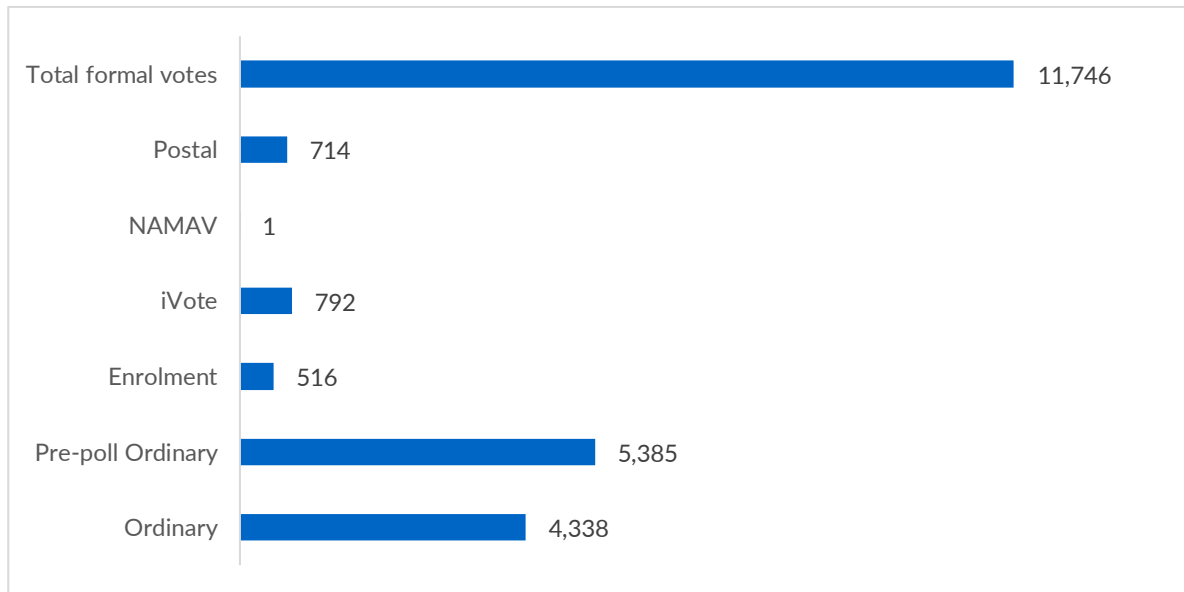
Councillor election total votes: 12,386 **Formal:** 11,746 (94.83%) **Informal:** 640 (5.17%)

Turnout rate: 85.26%

Elected councillors (result declared Wednesday, 22 December 2021)

Councillor name	Affiliation
BEER Peter	Independent
CASTELLARI John	The Greens
DAVIS Narelle	Independent
FROLICH Louise	Independent
HANNA Christopher	Independent
HIGGINS Tanya	Labor
HOPKINS Tricia	Independent
LAST John	Independent
PATEMAN Karlee	Independent
STEWART Bob	Independent
SUMMERS Lynda	Labor

Formal votes cast by vote type



Apparent failure to vote notices issued: 1,881

Candidate nominations

Name	Affiliation
ANDERSON Peter	Labor
BEER Peter	Independent
BRIGHT Marion	Independent
BRUCE Malcolm	Independent
CASTELLARI John	The Greens
CIVIJOVSKI Vele	Independent
CORNELIUS Sande	Independent
DAVIS Narelle	Independent
FREEMAN Michael	Independent
FROLICH Louise	Independent
HANNA Christopher	Independent
HEALY William	Labor
HIGGINS Tanya	Labor
HOPKINS Tricia	Independent
JOYNT Shawn	Independent

Name	Affiliation
KAPETANAKOS Olivier	Independent
KOLANO Charles	Independent
LAST John	Independent
LUNTUNGAN Nicolaas	Independent
MITCHELL Craig	Independent
OLD Brian (Bruno)	
PALFRAMAN Guy	Independent
PATEMAN Karlee	Independent
PHILLIPS Kylie	Labor
POLLARD Vickie	Independent
ROONEY John	Independent
SHIRVINGTON Daniel	Independent
STEWART Bob	Independent
SUMMERS Lynda	Labor
THALER Andrew	Independent
WALKER Bill	Labor
WILLIAMSON Luke	Independent

Councillor nominations withdrawn or rejected: 6 rejected

Election operations

Election day staffing

Position	Number
Declaration vote issuing officers	2
Deputy polling place managers	13
Election officials	65
Polling place managers	13
Total	93

Number of polling places

Type	Number
Pre-poll (early voting) centres	5
Election day polling places	13

Returning Officer's office

- Level 3, Suite 2-3, 7-9 Morriset Street Queanbeyan NSW 2620

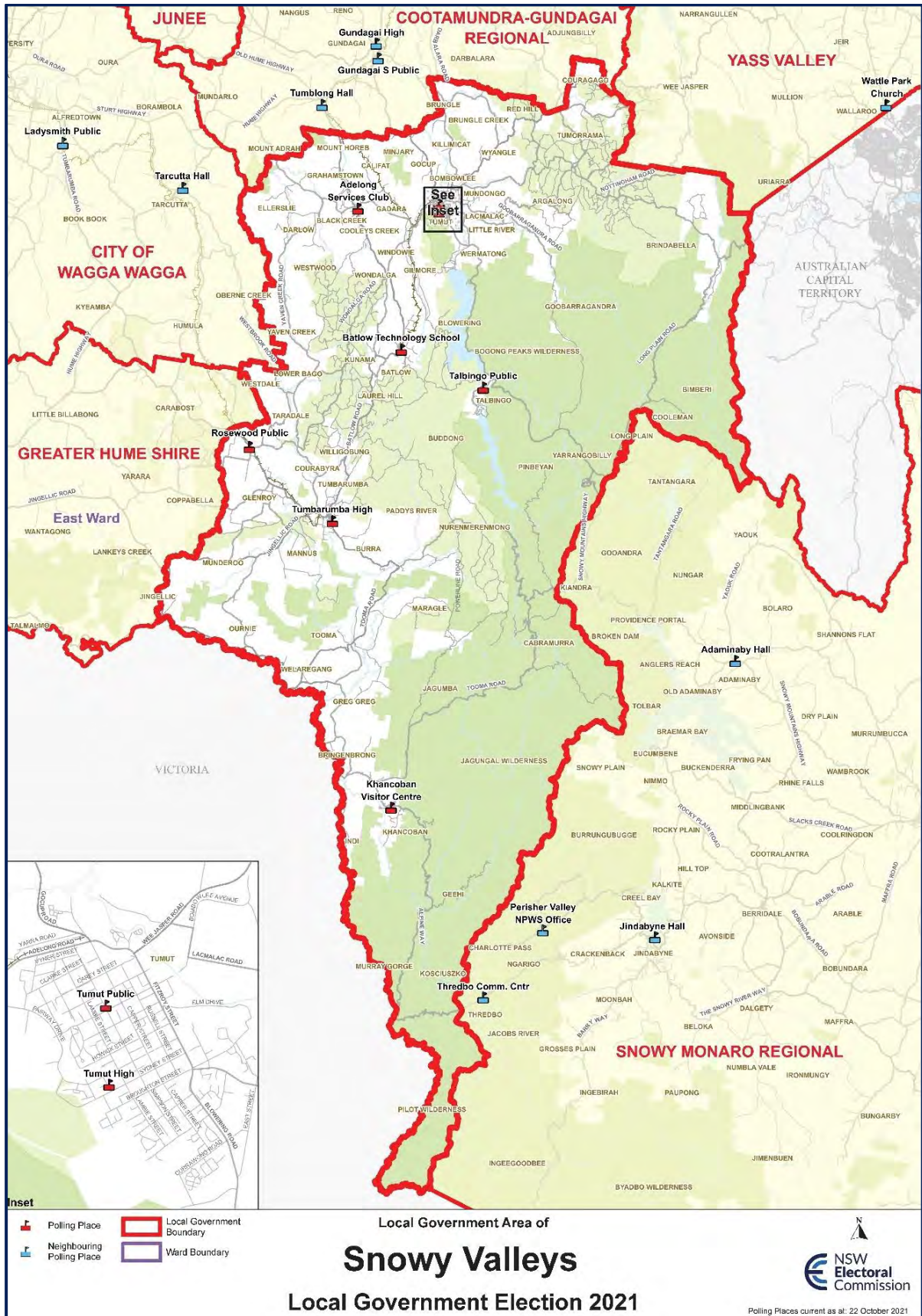
Election costs

- Invoiced election cost: \$189,805
- Cost per elector: \$13.07

NSW Electoral Commission website analytics

- 4,104 visitors to the Snowy Monaro Regional Council election web page

Snowy Valleys Council



Election summary

Undivided council

Type of election conducted: Councillor (9 councillors to be elected)

Enrolment: 10,045 **Residential roll:** 10,025 **Non-residential roll:** 20

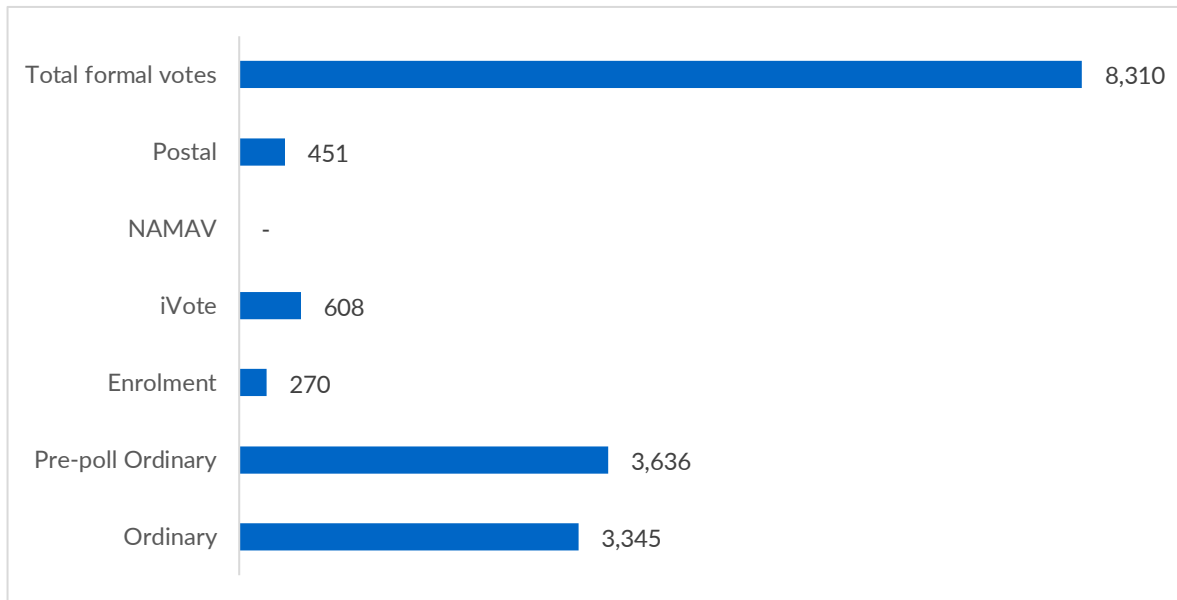
Councillor election total votes: 8,805 **Formal:** 8,310 (94.38%) **Informal:** 495 (5.62%)

Turnout rate: 87.66%

Elected councillors (result declared Tuesday, 21 December 2021)

Councillor name	Affiliation
ARMOUR Johanna (Hansie)	Independent
CHAFFEY Ian	Independent
HAM Julia	
HAYES James	Independent
HUGHES Sam	Independent
IVILL Michael	Independent
LARTER John	Independent
LIVERMORE Brent	Independent
THOMSON Trina	Independent

Formal votes cast by vote type



Apparent failure to vote notices issued: 1,118

Candidate nominations

Name	Affiliation
AGATE Colin	Independent
ARMOUR Johanna (Hansie)	Independent
BARTON Michael	Independent
BENJAMIN Andriana	Independent
BROWN Martin	Independent
CHAFFEY Ian	Independent
DALE Kenneth	Independent
GEE Kevin	
HAM Julia	
HAYES James	Independent
HUGHES Sam	Independent
INGLIS Michael	Independent
IVILL Michael	Independent
KELSO Gordon	
LARTER Caitlin	Independent

Name	Affiliation
LARTER John	Independent
LIVERMORE Brent	Independent
METCALF James	Independent
STEWART Kane	
THOMSON Trina	Independent
TOMLINSON Marjory	The Greens

Councillor nominations withdrawn or rejected: 0

Election operations

Election day staffing

Position	Number
Deputy polling place managers	8
Election officials	28
Polling place managers	8
Total	44

Number of polling places

Type	Number
Pre-poll (early voting) centres	2
Election day polling places	8

Returning Officer's office

- 81 Wallendoon Street, Cootamundra NSW 2590

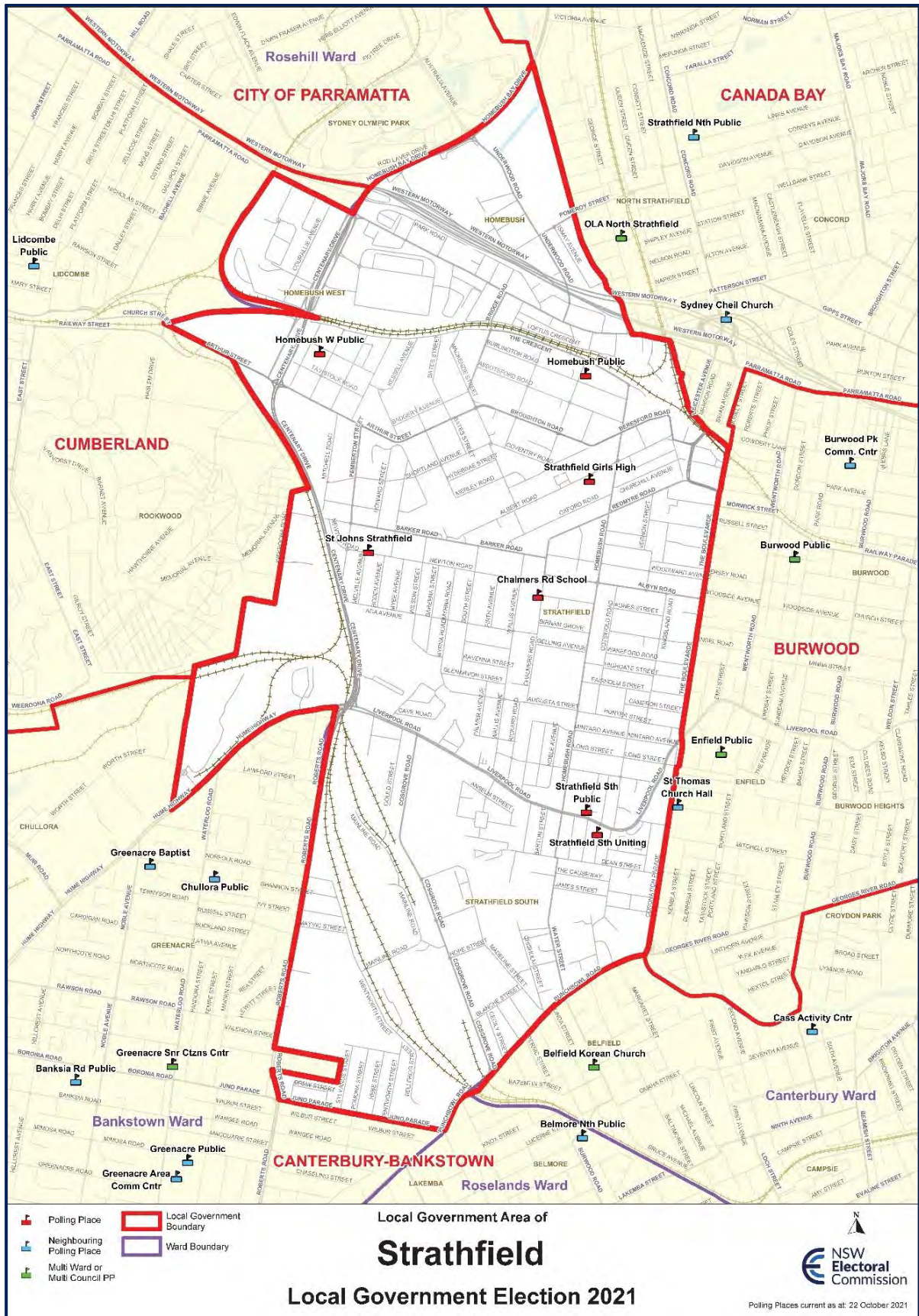
Election costs

- Invoiced election cost: \$129,830
- Cost per elector: \$12.92

NSW Electoral Commission website analytics

- 2,105 visitors to the Snowy Valleys Council election web page

Strathfield Municipal Council



Election summary

Undivided council

Type of election conducted: Councillor (7 councillors to be elected)

Enrolment: 24,254 **Residential roll:** 24,249 **Non-residential roll:** 5

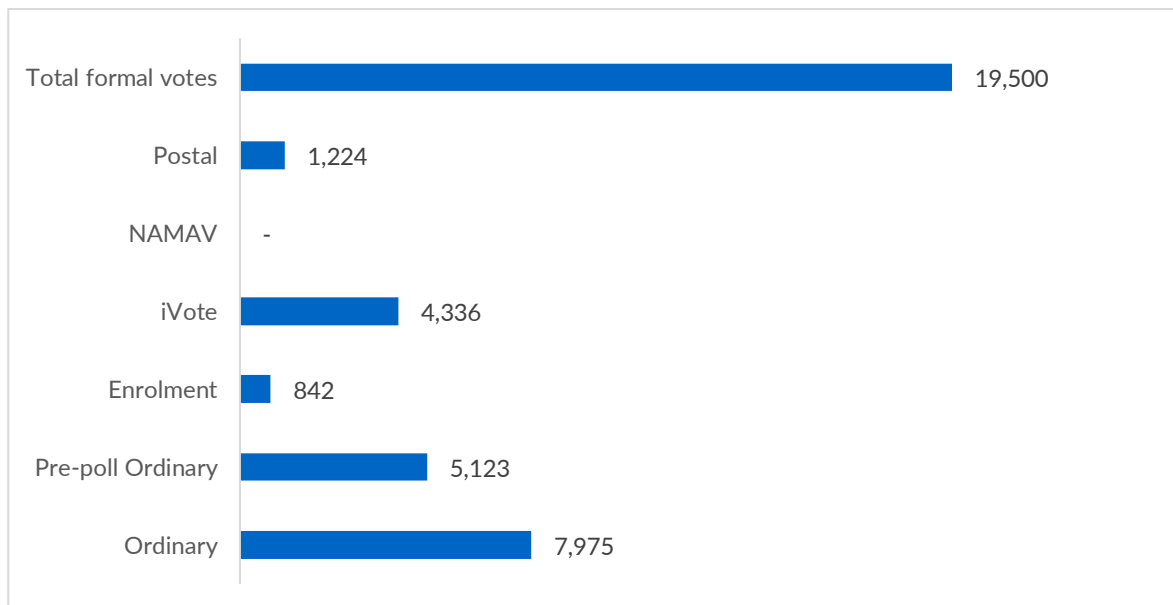
Councillor election total votes: 20,597 **Formal:** 19,500 (94.67%) **Informal:** 1,097 (5.33%)

Turnout rate: 84.92%

Elected councillors (result declared Tuesday, 21 December 2021)

Councillor name	Affiliation
BLACKMORE Matthew	Strathfield Independents
CAI Benjamin	Independent
DATTA Raj	Labor
HALL Nella	Nella Hall Independents
MAHESWARAN Sharangan	Labor
PENSABENE Karen	Labor
REDDY Sandy	Strathfield Independents

Formal votes cast by vote type



Apparent failure to vote notices issued: 2,815

Candidate nominations

Name	Affiliation
ANANDULA Venkat	Strathfield Independents
APOSTLE Helen	Strathfield Independents
BANKS Rhonda	Independent
BHATIA Harpreet	Nella Hall Independents
BLACKMORE Matthew	Strathfield Independents
CAI Benjamin	Independent
CAN Yakub	Nella Hall Independents
DATTA Raj	Labor
DUGGAN Maryanne	Labor
EATON Nigel	Nella Hall Independents
FORD Dale	Strathfield Independents
GEORGES Bakhos	Nella Hall Independents
GIAMMARCO Patricia	Nella Hall Independents
GIANNONE Martika	Strathfield Independents
HALL Nella	Nella Hall Independents
KIM Vanessa	
KOLESNIKOFF Joshua	Labor
LALLI Paul	Strathfield Independents
LIANG Jack	Nella Hall Independents
LIN Cai	Independent
LU Andy	Labor
MAHESWARAN Sharangan	Labor
PENSABENE Karen	Labor
REDDY Sandy	Strathfield Independents
SAAD Monique	Nella Hall Independents
SHANG Lifeng	Independent
SHEHADIE James	Strathfield Independents
SMITH Adam	Strathfield Independents
YUN Su Cha	Labor

Name	Affiliation
ZHANG Chi	Independent

Councillor nominations withdrawn or rejected: 1 rejected

Election operations

Election day staffing

Position	Number
Declaration vote issuing officers	15
Deputy polling place managers	12
Election officials	95
Polling place managers	12
Total	134

Number of polling places

Type	Number
Pre-poll (early voting) centres	1
Election day polling places	12

Returning Officer's office

- 52 Hampstead Road, Homebush West NSW 2140

Election costs

- Invoiced election cost: \$229,021
- Cost per elector: \$9.44

NSW Electoral Commission website analytics

- 16,028 visitors to the Strathfield Municipal Council election web page

Election summary

Divided: A Ward | B Ward | C Ward | D Ward | E Ward

Type of election conducted: Councillor (15 councillors to be elected, 3 from each ward)

Enrolment: 167,401 **Residential roll:** 167,398 **Non-residential roll:** 3

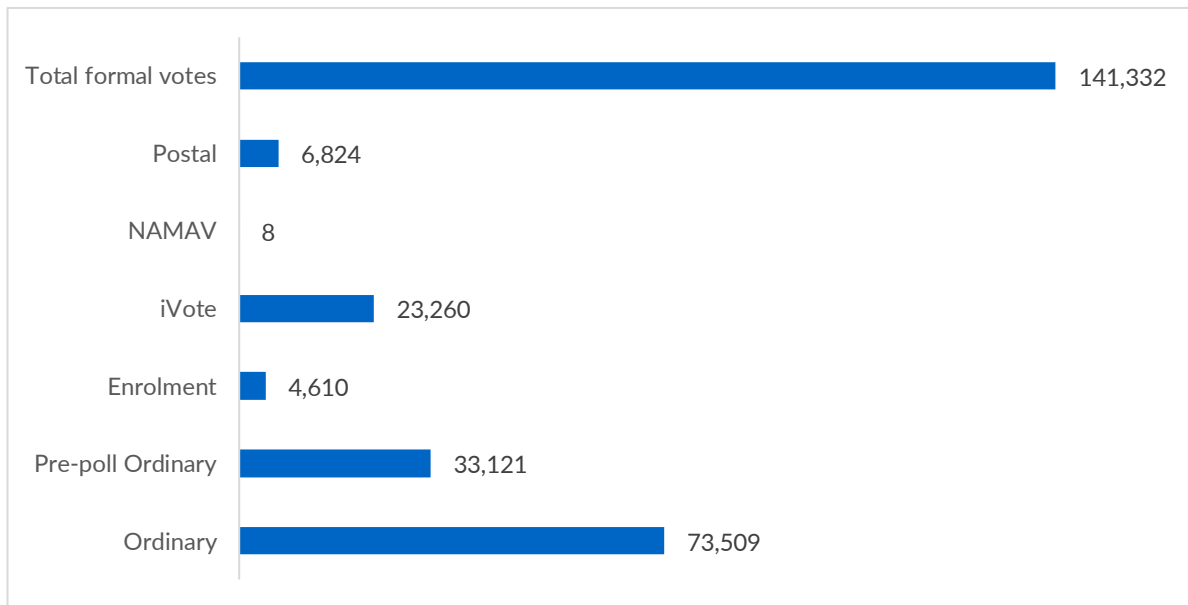
Councillor election total votes: 147,212 **Formal:** 141,332 (96.01%) **Informal:** 5,880 (3.99%)

Turnout rate: 87.93%

Elected councillors (result declared Wednesday, 22 December 2021)

Ward	Councillor name	Affiliation
A Ward	ELZERMAN Marcelle	Liberal
A Ward	FARMER Leanne	Independent
A Ward	PROVAN Carol	Liberal
B Ward	BOYD Jack	Labor
B Ward	JOHNS Kent	Liberal
B Ward	SULLIVAN Louise	Liberal
C Ward	ARMSTRONG Jen	Labor
C Ward	AWADA Hassan	Liberal
C Ward	STRANGAS Haris	Liberal
D Ward	MCLEAN Greg	Labor
D Ward	PESCE Carmelo	Liberal
D Ward	STEINWALL Diedree	Labor
E Ward	COWELL Laura	Independent
E Ward	NIKOLOVSKI Stephen	Liberal
E Ward	SCAYSBROOK Peter	Labor

Formal votes cast by vote type



Apparent failure to vote notices issued: 15,496

Candidate nominations

Ward	Name	Affiliation
A Ward	BEALE Howard	Independent
A Ward	CHANTLER Craig	Independent
A Ward	CONSTANCE Paul	Labor
A Ward	COOMES Kerry	Independent
A Ward	CROSS Jacqueline	Independent
A Ward	ELZERMAN Marcelle	Liberal
A Ward	FARMER Leanne	Independent
A Ward	FORSHAW Michael	Labor
A Ward	GRIGG Kylie	Independent
A Ward	KABLE Gavin	Independent
A Ward	LOZELL Diana	Labor
A Ward	MOORE Martin	The Greens
A Ward	PROVAN Carol	Liberal
A Ward	RINDFLEISH Daniel	Liberal
A Ward	RYAN Colin	The Greens

Ward	Name	Affiliation
A Ward	WOODS Benjamin	The Greens
B Ward	BOYD Jack	Labor
B Ward	BROWN Pam	Independent
B Ward	JOHNS Kent	Liberal
B Ward	MAKER Rosemary	Labor
B Ward	MULCAHY Katrina	Independent
B Ward	PALMER Nick	Labor
B Ward	PUN Rebecca	Liberal
B Ward	SMITH Steve	Independent
B Ward	SULLIVAN Louise	Liberal
C Ward	ARMSTRONG Jen	Labor
C Ward	AWADA Hassan	Liberal
C Ward	HORAN Jane	Independent
C Ward	JORDAN Trent	Independent
C Ward	LAVERTY Meredith	Liberal
C Ward	PILCH Judith	Labor
C Ward	PRESTON Mark	Independent
C Ward	ROBINS Tony	Independent
C Ward	STRANGAS Haris	Liberal
C Ward	WARD Stephen	Labor
D Ward	CLYNCH Tania	Independent
D Ward	MATTHEWS Nathalie	Liberal
D Ward	MCLEAN Greg	Labor
D Ward	MORT Cameron	Liberal
D Ward	PASSMORE Anne	Independent
D Ward	PASSMORE Dominique	Independent
D Ward	PASSMORE Penelope	Independent
D Ward	PESCE Carmelo	Liberal
D Ward	SHEPHERD Alexander	Labor
D Ward	STEINWALL Diedree	Labor

Ward	Name	Affiliation
E Ward	BRADY Matthew	Independent
E Ward	CANSELL Deb	Labor
E Ward	COWELL Laura	Independent
E Ward	DEERING Jill	Liberal
E Ward	DI STEFANO Giulio	Independent
E Ward	MIDDLETON Prudence	Liberal
E Ward	NIKOLOVSKI Stephen	Liberal
E Ward	PATERSON Graeme	Labor
E Ward	SCAYSBROOK Peter	Labor

Councillor nominations withdrawn or rejected: 0

Election operations

Election day staffing

Position	Number
Declaration vote issuing officers	98
Deputy polling place managers	66
Election officials	624
Polling place managers	67
Total	855

Number of polling places

Type	Number
Pre-poll (early voting) centres	7
Election day polling places	67

Returning Officer's office

- 52 Cook Street, Kurnell NSW 2231

Election costs

- Invoiced election cost: \$1,142,445
- Cost per elector: \$6.82

NSW Electoral Commission website analytics

- 74,641 visitors to the Sutherland Shire Council election web page

Council of the City of Sydney



Election summary

Undivided council

Type of election conducted: Councillor (9 councillors to be elected) | Mayor

Enrolment: 175,053 **Residential roll:** 127,588 **Non-residential roll:** 47,465

Councillor election total votes: 120,740 **Formal:** 117,362 (97.2%) **Informal:** 3,378 (2.8%)

Turnout rate: 68.96%

Mayor election total votes: 120,186 **Formal:** 118,511 (98.61%) **Informal:** 1,675 (1.39%)

Turnout rate: 68.66%

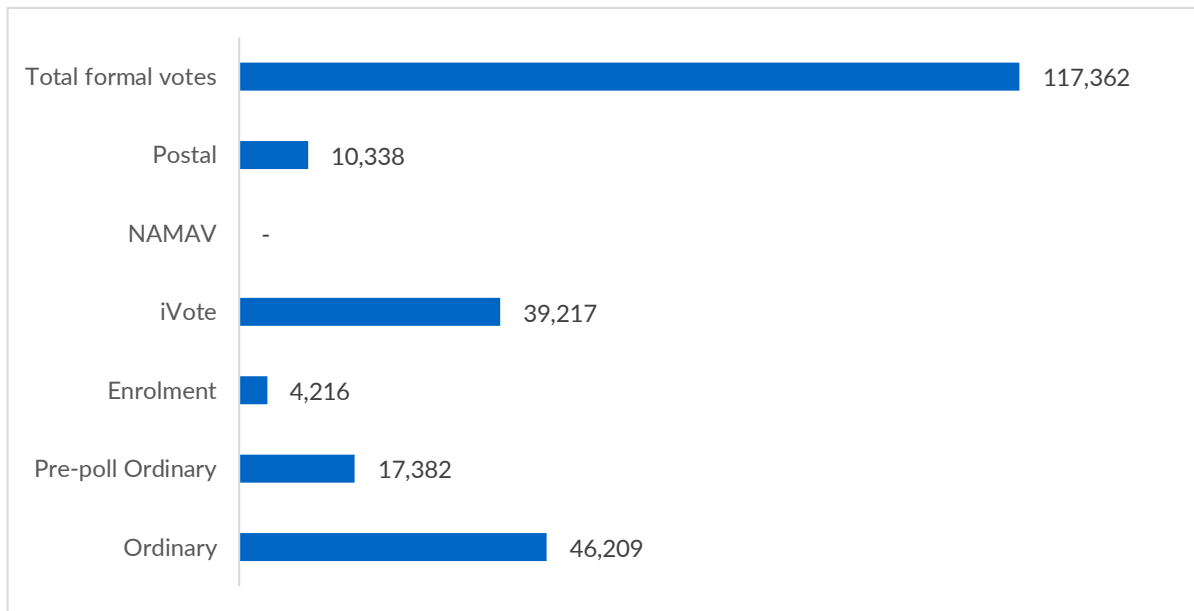
Elected mayor (result declared Tuesday, 21 December 2021)

MOORE Clover, Clover Moore Independent Team

Elected councillors (result declared Thursday, 23 December 2021)

Councillor name	Affiliation
CHAN William	Clover Moore Independent Team
DAVIS Emelda	Clover Moore Independent Team
ELLSMORE Sylvie	The Greens
GANNON Lyndon	Liberal
JARRETT Shauna	Liberal
KOK Robert	Clover Moore Independent Team
SCOTT Linda	Labor
SCULLY Jess	Clover Moore Independent Team
WELDON Yvonne	Independent

Formal votes cast by vote type (councillor election)



Apparent failure to vote notices issued: 45,354

Mayoral nominations

Name	Affiliation
ELLSMORE Sylvie	The Greens
JARRETT Shauna	Liberal
MOORE Clover	Clover Moore Independent Team
SCOTT Linda	Labor
VITHOULKAS Angela	The Small Business Party
WELDON Yvonne	Independent

Mayor nominations withdrawn or rejected: 1 rejected, 0 withdrawn

Candidate nominations

Name	Affiliation
ALCORSO Caroline	The Greens
BENTLEY Frier	Labor
CHAN William	Clover Moore Independent Team
CONLON Stephen	Independent
COULTER Tatiana	The Small Business Party

Name	Affiliation
CROSSIN Paul	The Small Business Party
CZULKOWSKI Elaine	Clover Moore Independent Team
DANIELI Sam	Liberal
DAVIS Emelda	Clover Moore Independent Team
DE SILVA Kiran	Independent
ELLSMORE Sylvie	The Greens
FREYER Karen	Independent
GALVIN Mike	Clover Moore Independent Team
GANNON Lyndon	Liberal
HICKLIN Richard	Liberal
HODGE Mark	Independent
INGRAM Norma	Labor
JARRETT Shauna	Liberal
JAYNE Lisa	The Small Business Party
JOEL Phillip	The Small Business Party
KOK Robert	Clover Moore Independent Team
LAWSON Meagan	Labor
LEE Ricky	Liberal
MCFADDEN John	Independent
MILLER Jess	Clover Moore Independent Team
MINTON Damien	Labor
MOORE Clover	Clover Moore Independent Team
POOLEY Tony	Labor
ROBERTS Ian	Labor
SABERI KALAE Meead	Independent
SAHAI Chetan	The Greens
SANTER Nicole	The Small Business Party
SCOTT Linda	Labor
SCULLY Jess	Clover Moore Independent Team
SMITH Mark	The Greens

Name	Affiliation
STANTON Phyllisse	Liberal
STEVENSEN Tamira	Labor
SUDALE Allan	The Small Business Party
THALIS Philip	Clover Moore Independent Team
TOBOREK Dejay	The Greens
VITHOULKAS Angela	The Small Business Party
WELDON Yvonne	Independent
WORLING Adam	Clover Moore Independent Team
ZHOU Wen	Independent

Councillor nominations withdrawn or rejected: 0

Election operations

Election day staffing

Position	Number
Declaration vote issuing officers	80
Deputy polling place managers	42
Election officials	366
Polling place managers	41
Total	529

Number of polling places

Type	Number
Pre-poll (early voting) centres	6
Election day polling places	41

Returning Officer's office

- Suite 302, Level 3, 83 York Street, Sydney NSW 2000

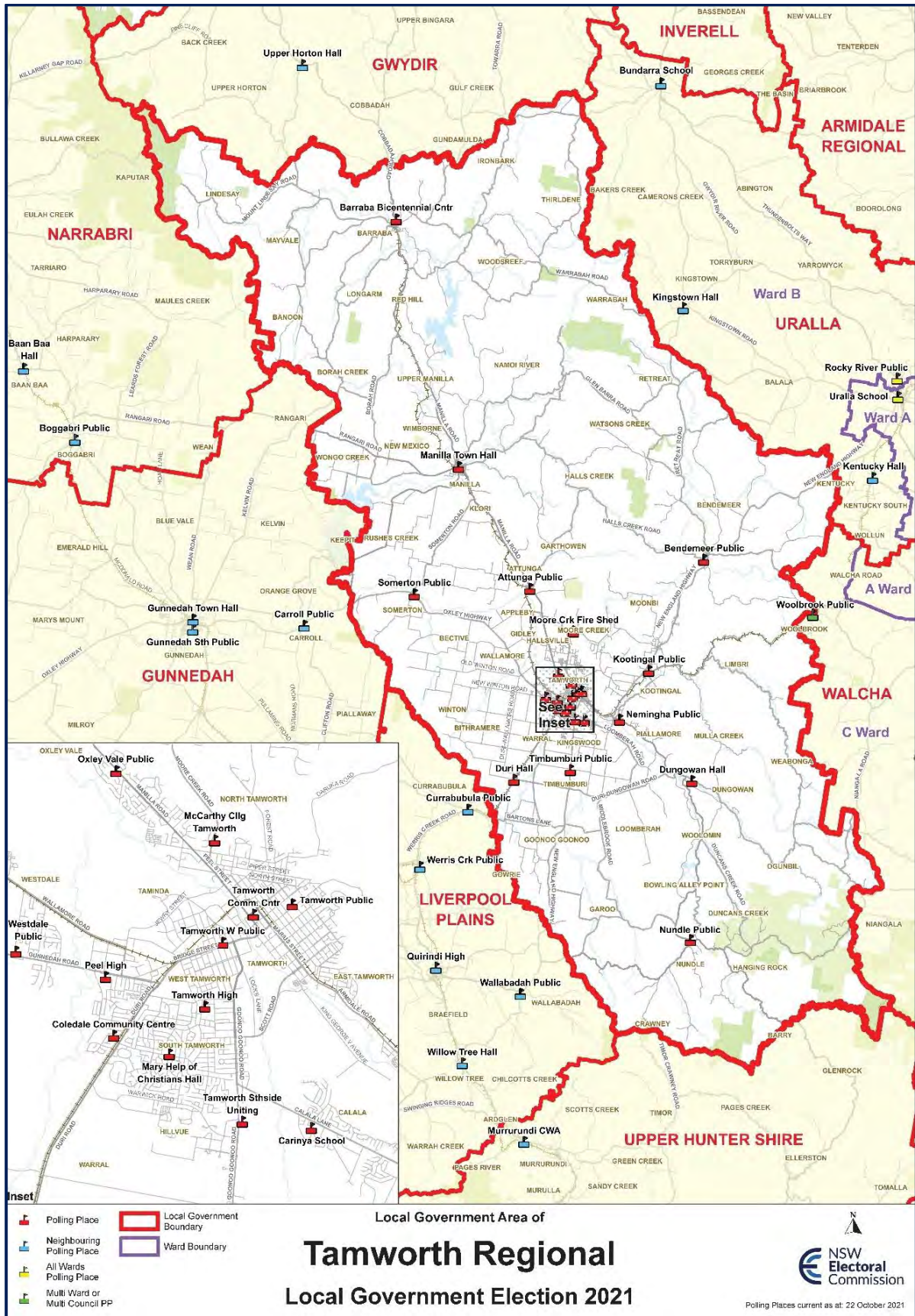
Election costs

- Invoiced election cost: \$1,182,985
- Cost per elector: \$6.76

NSW Electoral Commission website analytics

- 137,645 visitors to the Sydney City Council election web page

Tamworth Regional Council



Election summary

Undivided council

Type of election conducted: Councillor (9 councillors to be elected)

Enrolment: 44,550 **Residential roll:** 44,548 **Non-residential roll:** 2

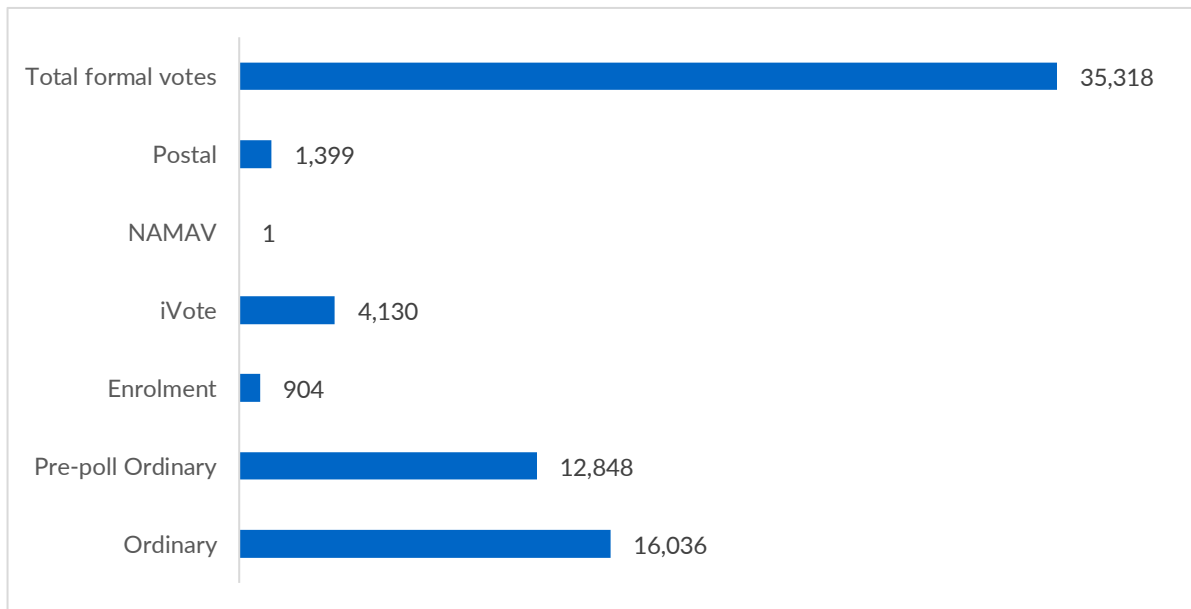
Councillor election total votes: 38,274 **Formal:** 35,318 (92.28%) **Informal:** 2,956 (7.72%)

Turnout rate: 85.91%

Elected councillors (result declared Wednesday, 22 December 2021)

Councillor name	Affiliation
BETTS Phil	Independent
BURKE Bede	
COATES Judy	
MEARS Stephen	Labor
RODDA Mark	Independent
SOUTHWELL Brooke	Independent
SUTHERLAND Marc	Independent
TICKLE Helen	Independent
WEBB Russell	Independent

Formal votes cast by vote type



Apparent failure to vote notices issued: 5,384

Candidate nominations

Name	Affiliation
BETTS Phil	Independent
BUCKMAN Chris	
BURKE Bede	
COATES Judy	
HUGHES Laura	Labor
IMPEY Charles	Independent
LAWLER Michael	Labor
MAHER Stephen	Independent
MAXWELL Jim	Independent
MCHUGH Denise	Labor
MEARS Stephen	Labor
RINDO Sergio	Labor
RODDA Mark	Independent
SOUTHWELL Brooke	Independent
SUTHERLAND Marc	Independent

Name	Affiliation
TAIT Ray	Independent
THOMAS Marjolijn	Independent
TICKLE Helen	Independent
WEBB Russell	Independent

Councillor nominations withdrawn or rejected: 0

Election operations

Election day staffing

Position	Number
Declaration vote issuing officers	12
Deputy polling place managers	25
Election officials	175
Polling place managers	25
Total	237

Number of polling places

Type	Number
Pre-poll (early voting) centres	5
Election day polling places	25

Returning Officer's office

- 474 Peel Street, Tamworth NSW 2340

Election costs

- Invoiced election cost: \$354,824
- Cost per elector: \$7.96

NSW Electoral Commission website analytics

- 11,148 visitors to the Tamworth Regional Council election web page

Election summary

Undivided council

Type of election conducted: Councillor (9 councillors to be elected)

Enrolment: 4,606 **Residential roll:** 4,595 **Non-residential roll:** 11

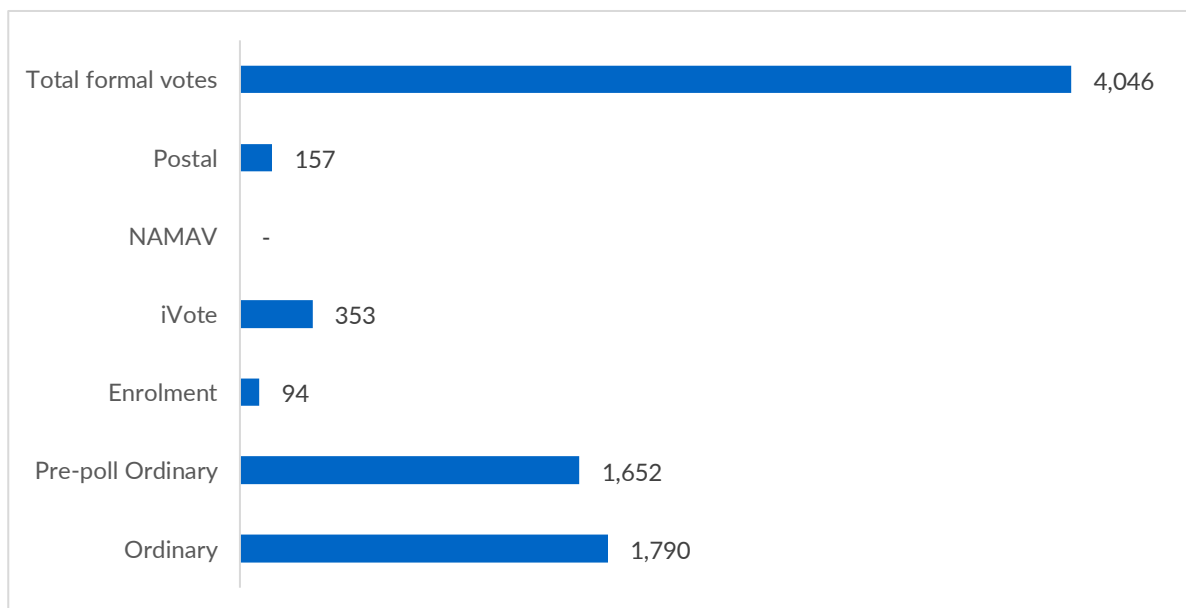
Councillor election total votes: 4,133 **Formal:** 4,046 (97.89%) **Informal:** 87 (2.11%)

Turnout rate: 89.73%

Elected councillors (result declared Wednesday, 22 December 2021)

Councillor name	Affiliation
BUSHELL Belinda	
FIRMAN Rick	
GOODE Jason	
IRVINE Anthony	
JUDD Nigel	
McLAREN Claire	
OLIVER Max	
REINHOLD Lindy	

Formal votes cast by vote type



Apparent failure to vote notices issued: 377

Candidate nominations

Name	Affiliation
BUSHELL Belinda	
CLEAVER Mike	Independent
FIRMAN Rick	
FLOYD Michael	
GOODE Jason	
IRVINE Anthony	
JUDD Nigel	
McLAREN Claire	
MORRIS Patricia	
OLIVER Max	
REINHOLD Lindy	
SINCLAIR Graham	
SMITH Kenneth	Independent
WIENCKE Dale	Independent

Councillor nominations withdrawn or rejected: 0

Election operations

Election day staffing

Position	Number
Declaration vote issuing officers	1
Deputy polling place managers	3
Election officials	20
Polling place managers	3
Total	27

Number of polling places

Type	Number
Pre-poll (early voting) centres	1
Election day polling places	3

Returning Officer's office

- 5 See Street, Marrar NSW 2652

Election costs

- Invoiced election cost: \$73,141
- Cost per elector: \$15.88

NSW Electoral Commission website analytics

- 1,097 visitors to the Temora Shire Council election web page

Election summary

Divided: Ward A | Ward B | Ward C | Ward D | Ward E

Type of election conducted: Councillor (10 councillors to be elected, 2 from each ward)

Enrolment: 969

Residential roll contested: 969 **Non-residential roll:** 0

Residential roll uncontested: 3,755 **Non-residential roll uncontested:** 2

Councillor election total votes: 775 **Formal:** 747 (96.39%) **Informal:** 28 (3.61%)

Turnout rate: 79.98%

Councillor elections

For Ward A, 2 candidates nominated for the ward's 2 councillor positions. Both nominated candidates were declared elected on Saturday, 4 December without the need for voting to be conducted.

For Ward B, 2 candidates nominated for the ward's 2 councillor positions. Both nominated candidates were declared elected on Saturday, 4 December without the need for voting to be conducted.

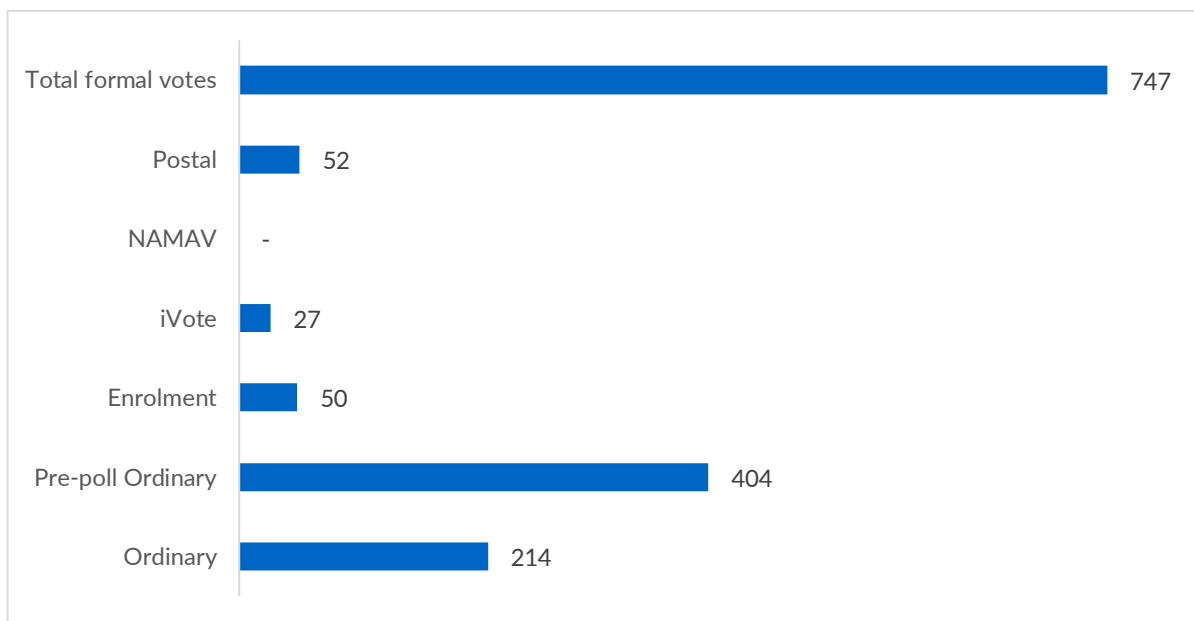
For Ward C, 1 candidate nominated for 2 councillor positions. The nominated candidate was declared elected on Saturday, 4 December without the need for voting to be conducted. By-election required to fill the vacant councillor position.

For Ward E, 1 candidate nominated for 2 councillor positions. The nominated candidate was declared elected on Saturday, 4 December without the need for voting to be conducted. By-election required to fill the vacant councillor position.

Elected councillors (Ward D councillors declared elected on 21 December 2021)

Ward	Councillor name	Affiliation
Ward A	BONNER Tim	
Ward A	PETTY Peter	
Ward B	MACNISH John	
Ward B	PETRIE Bronwyn	Independent
Ward C	PETERS Thomas	Independent
Ward D	RHODES Kim	Independent
Ward D	SACCON Giana	Independent
Ward E	SAUER Greg	Independent

Formal votes cast by vote type



Apparent failure to vote notices issued: 177

Candidate nominations

Name		Affiliation
Ward A	BONNER Tim	
Ward A	PETTY Peter	
Ward B	MACNISH John	
Ward B	PETRIE Bronwyn	Independent
Ward C	PETERS Thomas	Independent
Ward D	FORBES Donald	Independent
Ward D	MURPHY Peter	Independent
Ward D	RHODES Kim	Independent
Ward D	SACCON Giana	Independent
Ward E	SAUER Greg	Independent

Councillor nominations withdrawn or rejected: 0

Election operations

Election day staffing

Position	Number
Deputy polling place managers	1
Election officials	6
Polling place managers	1
Total	8

Number of polling places

Type	Number
Pre-poll (early voting) centres	1
Election day polling places	1

Returning Officer's office

- 125 Woodlark Street, Lismore NSW 2480

Election costs

- Invoiced election cost: \$51,954
- Cost per elector: \$10.99

NSW Electoral Commission website analytics

- 2,185 visitors to the Tenterfield Shire Council election web page

Election summary

Divided: Central Ward | East Ward | North Ward | West Ward

Type of election conducted: Councillor (12 councillors to be elected, 3 from each ward) | Mayor

Enrolment: 122,696 **Residential roll:** 122,690 **Non-residential roll:** 6

Councillor election total votes: 108,276 **Formal:** 103,501 (95.59%) **Informal:** 4,775 (4.41%)

Turnout rate: 88.25%

Mayor election total votes: 108,399 **Formal:** 105,384 (97.22%) **Informal:** 3,015 (2.78%)

Turnout rate: 88.35%

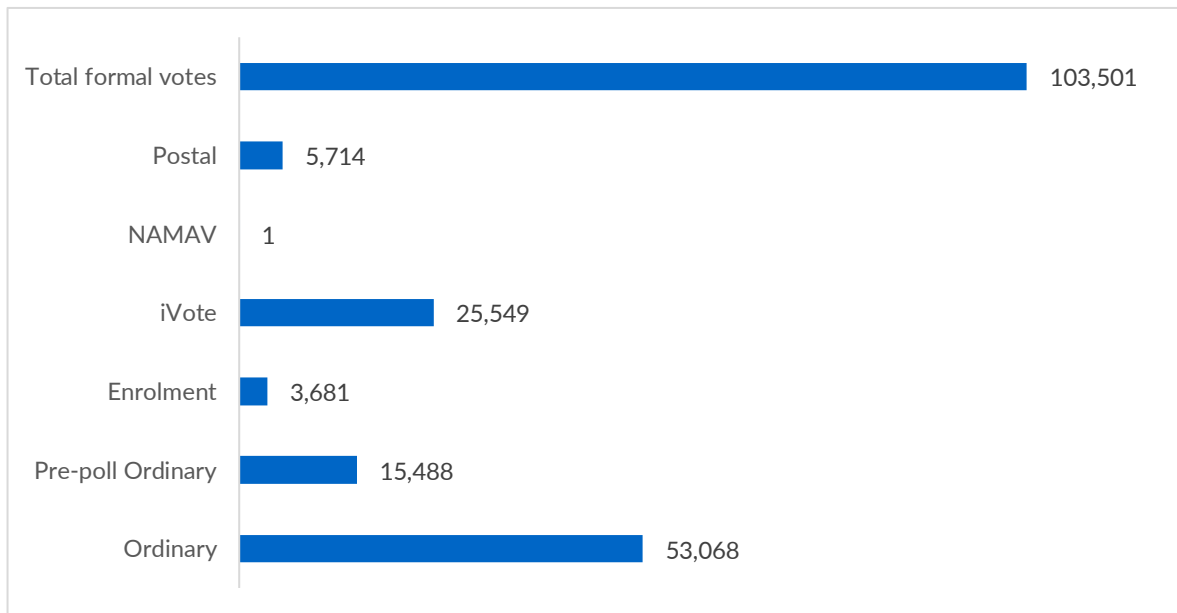
Elected mayor (result declared Tuesday, 21 December 2021)

GANGEMI Peter, Liberal

Elected councillors (result declared Thursday, 23 December 2021)

Ward	Councillor name	Affiliation
Central Ward	BRAZIER Jessica	Liberal
Central Ward	HAY Tony	Labor
Central Ward	HODGES Mark	Liberal
East Ward	COX Jerome	Liberal
East Ward	JETHI Reena	Liberal
East Ward	TRACEY Ryan	Labor
North Ward	BLUE Mitchell	Liberal
North Ward	ELLIS Virginia	Liberal
North Ward	KASBY Mila	The Greens
West Ward	BONEHAM Rosemarie	Liberal
West Ward	BURTON Barbara	Labor
West Ward	DE MASI Frank	Liberal

Formal votes cast by vote type (councillor elections)



Apparent failure to vote notices issued: 11,477

Mayoral nominations

Name	Affiliation
GANGEMI Peter	Liberal
ROZYCKI Jerzy (George)	Independent
SHAHAMAT Vida	The Greens
TRACEY Ryan	Labor
YAZDANI Ereboni (Alexia)	Independent

Mayor nominations withdrawn or rejected: 0

Candidate nominations

Ward	Name	Affiliation
Central Ward	BRAZIER Jessica	Liberal
Central Ward	CARTWRIGHT Tina	Labor
Central Ward	DHALIWAL Jagmohan	Liberal
Central Ward	FINNEGAN Denice	The Greens
Central Ward	HAY Tony	Labor
Central Ward	HODGES Mark	Liberal

Ward	Name	Affiliation
Central Ward	HOSSEINIPOUR Seyed	The Greens
Central Ward	KRAUS Curtis	Liberal Democrats
Central Ward	MARKS Steve	Labor
Central Ward	SHAHAMAT Vida	The Greens
Central Ward	SOREH Amir	
East Ward	CHAN Carol	Labor
East Ward	COX Jerome	Liberal
East Ward	HOCKLEY Erica	The Greens
East Ward	HODGES Raylee	Liberal
East Ward	JETHI Reena	Liberal
East Ward	LU Guitang	Independent
East Ward	TRACEY Ryan	Labor
East Ward	WOOLNOUGH Catherine	The Greens
East Ward	WORTHINGTON Christopher	Labor
East Ward	ZABIHI AALI Ghazaleh	The Greens
North Ward	BLUE Mitchell	Liberal
North Ward	ELLIS Virginia	Liberal
North Ward	GANGEMI Peter	Liberal
North Ward	HARVEY Paul	The Greens
North Ward	KASBY Mila	The Greens
North Ward	O'CONNOR Rory	Liberal
North Ward	PACKER Danielle	The Greens
North Ward	ROZYCKI Jerzy (George)	Independent
West Ward	BONEHAM Rosemarie	Liberal
West Ward	BURTON Barbara	Labor
West Ward	COX Matthew	The Greens
West Ward	DE MASI Frank	Liberal
West Ward	KARKI Alex	Labor
West Ward	LIU Tiger	Independent
West Ward	MEMARI Soodeh	The Greens

Ward	Name	Affiliation
West Ward	MURRAY Terrisa	Liberal
West Ward	PEHLIVAN Daniel	The Greens
West Ward	TRACEY Monika	Labor

Councillor nominations withdrawn or rejected: 0

Election operations

Election day staffing

Position	Number
Declaration vote issuing officers	82
Deputy polling place managers	49
Election officials	459
Polling place managers	50
Total	640

Number of polling places

Type	Number
Pre-poll (early voting) centres	3
Election day polling places	50

Returning Officer's office

- 15Z Conie Avenue, Baulkham Hills NSW 2153

Election costs

- Invoiced election cost: \$893,940
- Cost per elector: \$7.29

NSW Electoral Commission website analytics

- 82,780 visitors to the The Hills Shire Council election web page

Election summary

Undivided council

Type of election conducted: Councillor (7 councillors to be elected)

Enrolment: 66,406 **Residential roll:** 66,338 **Non-residential roll:** 68

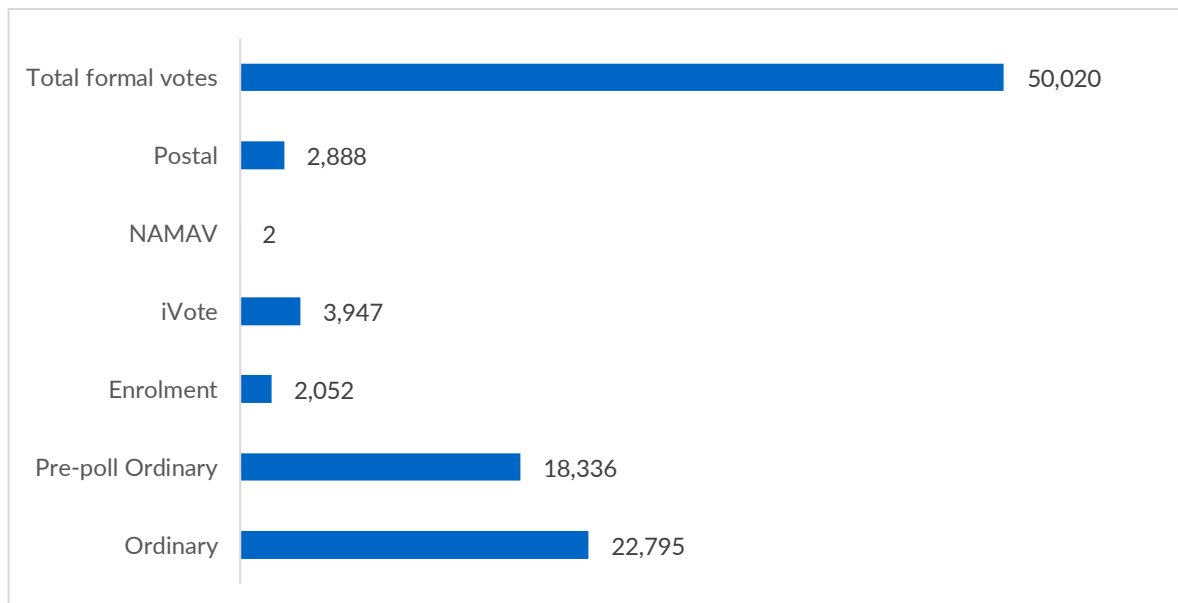
Councillor election total votes: 53,400 **Formal:** 50,020 (93.67%) **Informal:** 3,380 (6.33%)

Turnout rate: 80.41%

Elected councillors (result declared Wednesday, 22 December 2021)

Councillor name	Affiliation
BRINSMEAD Rhiannon	Liberal
BYRNES Reece	Labor
CHERRY Chris	Independent
DENNIS Meredith	Independent
FIRTH Nola	The Greens
OWEN James	Liberal
POLGLASE Warren	Independent

Formal votes cast by vote type



Apparent failure to vote notices issued: 10,845

Candidate nominations

Name	Affiliation
ALLSOP Pryce	Independent
BOYD Julie	Independent
BRINSMEAD Rhiannon	Liberal
BROOKS Colin	Independent
BYRNES Reece	Labor
CHERRY Chris	Independent
CHOAT Judith	Labor
CUMMING Peter	Independent
DAWES Robert	
DENNIS Meredith	Independent
DOHERTY Michael	Independent
FENELON Bill	Independent
FIRTH Nola	The Greens
GARDNER Joanna	The Greens
GLASKER Rainer	Independent
GORTON Edna	Independent
GOSEL Jeffrey	Independent
GREER Susan	Independent
HAYES Jennifer	Independent
HOLDOM Dot	Independent
HORSCROFT Dudley	Liberal
HOUGHTON Meg	Independent
JONES Nathan	Independent
KARLOS Larry	
KARLOS Matthew	
KARLOS Sue	
KELLY Letitia	Independent
LARKIN William	Independent
LEARMONTH Robert	Labor

Name	Affiliation
LOGAN Russell	Labor
LONGLAND Barry	Independent
MANN Patricia	The Greens
McKENZIE James	Independent
MELNIKAS Marianne	
MURRAY John	Independent
O'CONNOR Greg	Independent
OWEN James	Liberal
PIGGOTT-MCKELLAR Annah	Independent
POLGLASE Warren	Independent
RIFELLO Carolyn	Independent
ROGERS Marie-Antoinette	Labor
RUHANEN Peter	Labor
SADDLER Brent	Independent
SANDISON Julianne	The Greens
SCINTO Lori	Independent
SCOTT Rodger	Independent
SHANNON Wendy	Independent
SMITH Lindy	Independent
SZABADOS Joshua	
THOMAS John	
THOMAS Leigh	
TRUDGETT Kristie	Independent
TUKU-TUKU-KWARRI Dolly	Independent
VAN GESTEL Marian	Independent
WALLIS Bob	Independent
WEAVER John	Independent
WHITE Trevor	Independent
WILDING Freda	Liberal
WORRAD Tony	Independent

Councillor nominations withdrawn or rejected: 1 rejected

Election operations

Election day staffing

Position	Number
Declaration vote issuing officers	29
Deputy polling place managers	29
Election officials	224
Polling place managers	29
Total	311

Number of polling places

Type	Number
Pre-poll (early voting) centres	5
Election day polling places	29

Returning Officer's office

- Gollan Drive, Tweed Heads West NSW 2485

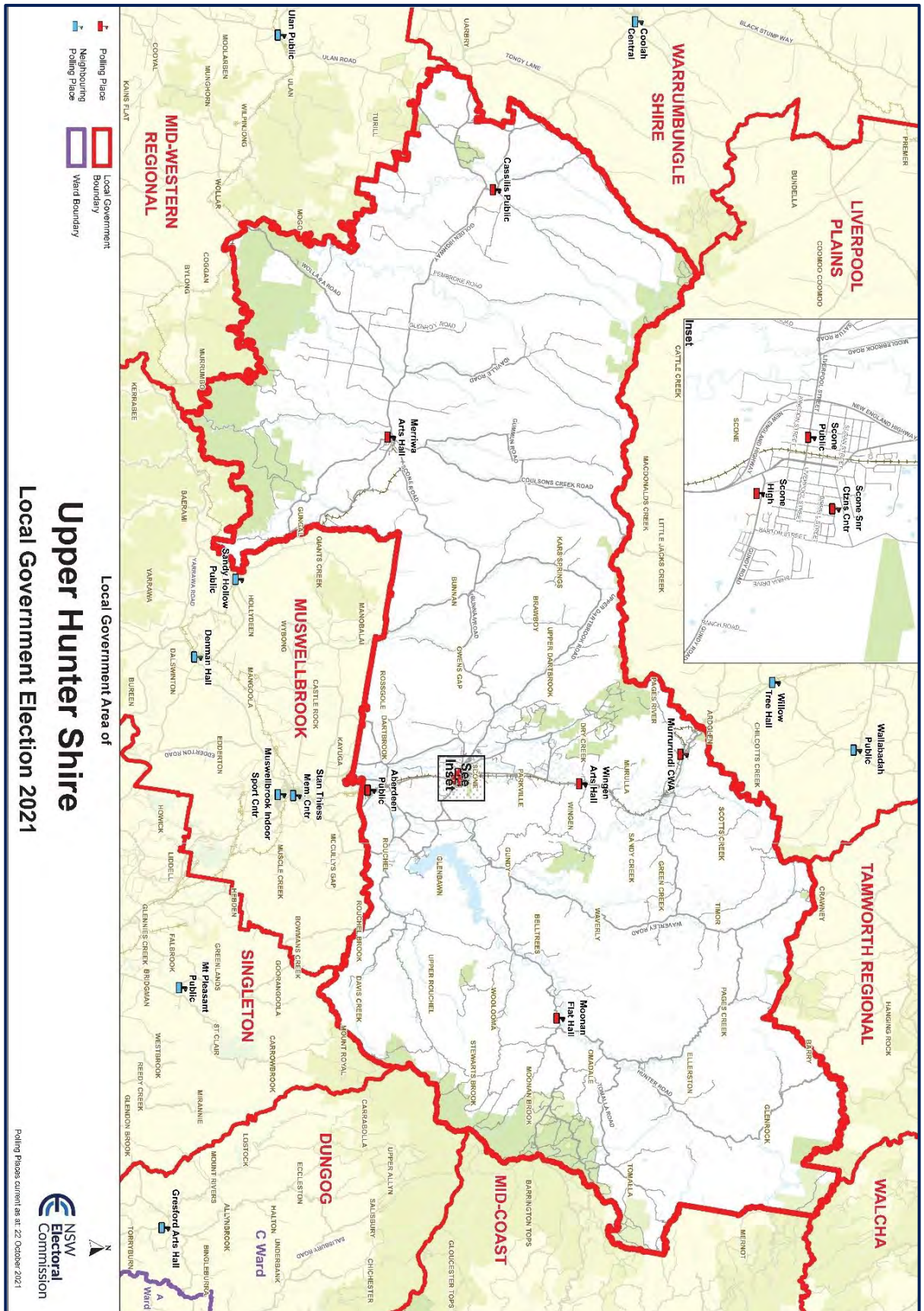
Election costs

- Invoiced election cost: \$639,098
- Cost per elector: \$9.62

NSW Electoral Commission website analytics

- 18,563 visitors to the Tweed Shire Council election web page

Upper Hunter Shire Council



Election summary

Undivided council

Type of election conducted: Councillor (9 councillors to be elected)

Enrolment: 10,279 **Residential roll:** 10,278 **Non-residential roll:** 1

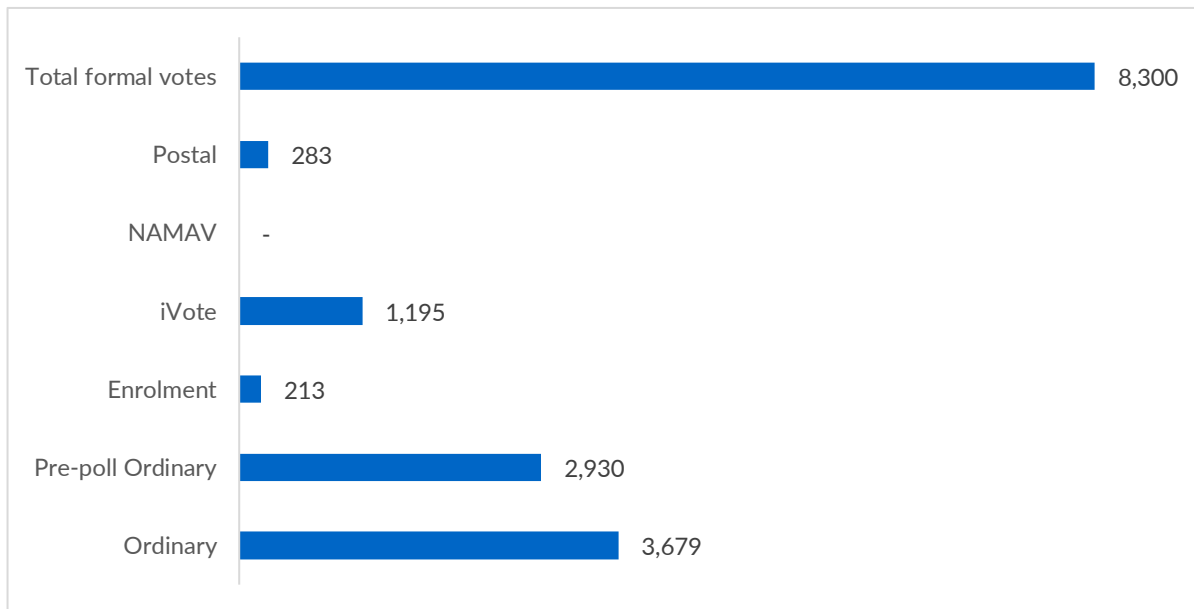
Councillor election total votes: 8,815 **Formal:** 8,300 (94.16%) **Informal:** 515 (5.84%)

Turnout rate: 85.76%

Elected councillors (result declared Tuesday, 21 December 2021)

Councillor name	Affiliation
ABBOTT Sue	The Greens
BURNS James	Independent
CAMPBELL Ron	Independent
CLOUT Tayah	Independent
COLLISON Maurice	Independent
FLAHERTY Elizabeth	Independent
MCPHEE Allison	Independent
WATTS Lee	Independent
WILLIAMSON Adam	Independent

Formal votes cast by vote type



Apparent failure to vote notices issued: 1,207

Candidate nominations

Name	Affiliation
ABBOTT Sue	The Greens
BURNS James	Independent
CAMPBELL Ron	Independent
CLOUT Tayah	Independent
COLLISON Maurice	Independent
FLAHERTY Elizabeth	Independent
MCKENZIE Belinda	Independent
MCPHEE Allison	Independent
NORTH Chris	Independent
TAYLOR Patricia	
WATTS Lee	Independent
WILLIAMSON Adam	Independent

Councillor nominations withdrawn or rejected: 0

Election operations

Election day staffing

Position	Number
Declaration vote issuing officers	1
Deputy polling place managers	9
Election officials	43
Polling place managers	9
Total	62

Number of polling places

Type	Number
Pre-poll (early voting) centres	4
Election day polling places	9

Returning Officer's office

- Shop L04-L05, 72-78 Brook Street, Muswellbrook NSW 2333

Election costs

- Invoiced election cost: \$119,734
- Cost per elector: \$11.65

NSW Electoral Commission website analytics

- 1,835 visitors to the Upper Hunter Shire Council election web page

Upper Lachlan Shire Council



Election summary

Undivided council

Type of election conducted: Councillor (9 councillors to be elected)

Enrolment: 6,386 **Residential roll:** 6,383 **Non-residential roll:** 3

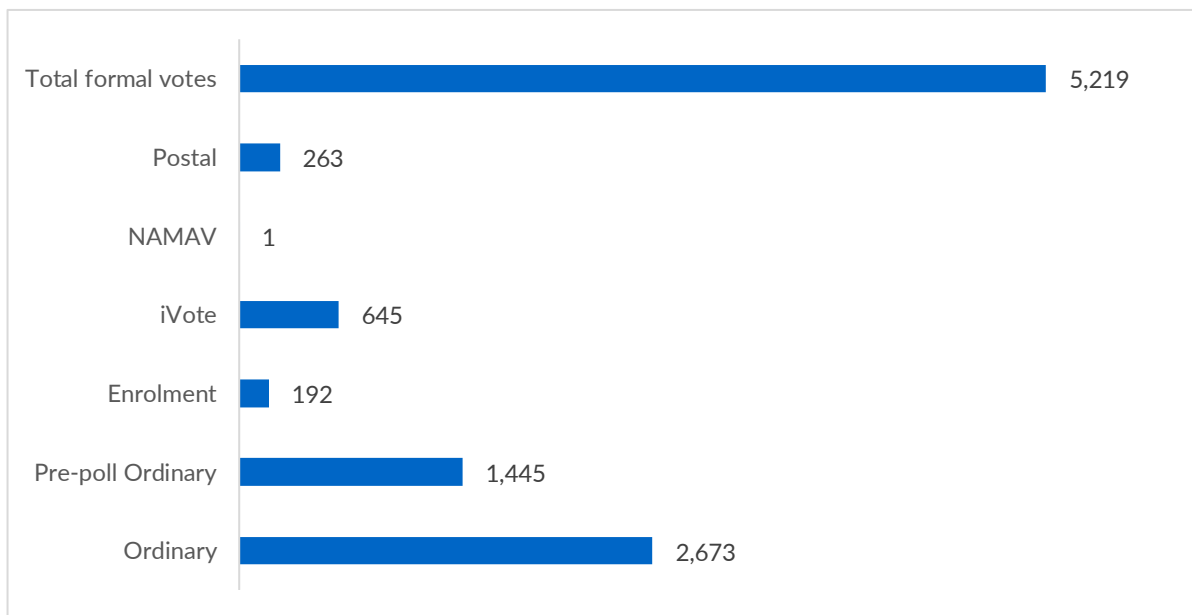
Councillor election total votes: 5,491 **Formal:** 5,219 (95.05%) **Informal:** 272 (4.95%)

Turnout rate: 85.98%

Elected councillors (result declared Tuesday, 21 December 2021)

Councillor name	Affiliation
CULHANE Paul	
KENSIT Pam	Independent
MARSHALL Jo	Independent
McDONALD Mandy	Independent
O'BRIEN Darren	Independent
REYNOLDS Susan	Independent
SEARL John	Independent
STAFFORD John	Independent
WOODBIDGE Lauren	Independent

Formal votes cast by vote type



Apparent failure to vote notices issued: 638

Candidate nominations

Name	Affiliation
CULHANE Paul	
DAVIS Colin	Independent
DYER Graham	
KENSIT Pam	Independent
MARSHALL Jo	Independent
McDONALD Mandy	Independent
MCDONALD Nathan	Independent
O'BRIEN Darren	Independent
REYNOLDS Susan	Independent
SEARL John	Independent
STAFFORD John	Independent
WOODBIDGE Lauren	Independent

Councillor nominations withdrawn or rejected: 0

Election operations

Election day staffing

Position	Number
Declaration vote issuing officers	1
Deputy polling place managers	10
Election officials	46
Polling place managers	10
Total	67

Number of polling places

Type	Number
Pre-poll (early voting) centres	2
Election day polling places	10

Returning Officer's office

- Unit A-B, 129-133 Bourke Street, Goulburn NSW 2580

Election costs

- Invoiced election cost: \$68,875
- Cost per elector: \$10.79

NSW Electoral Commission website analytics

- 2,105 visitors to the Upper Lachlan Shire Council election web page

Election summary

Divided: Ward A | Ward B

Type of election conducted: Councillor (8 councillors to be elected, 4 from each ward) | Mayor

Enrolment: 4,526 **Residential roll:** 4,525 **Non-residential roll:** 1

Councillor election total votes: 3,910 **Formal:** 3,655 (93.48%) **Informal:** 255 (6.52%)

Turnout rate: 86.39%

Mayor election total votes: 3,906 **Formal:** 3,781 (96.8%) **Informal:** 125 (3.2%)

Turnout rate: 86.3%

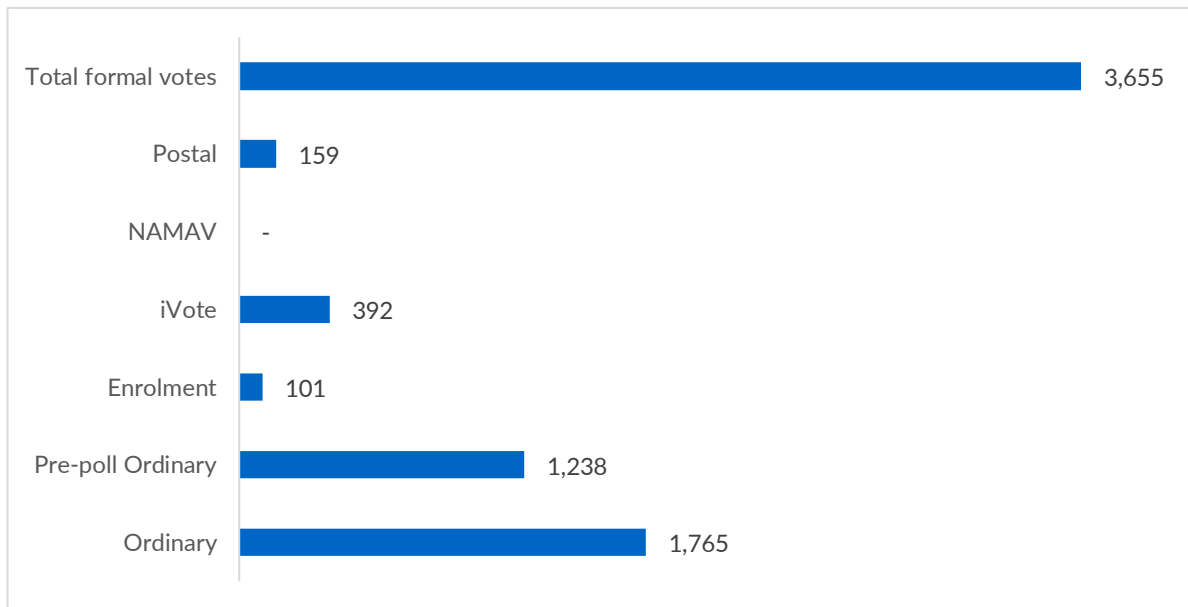
Elected mayor (result declared Tuesday, 21 December 2021)

BELL Robert, Independent

Elected councillors (result declared Thursday, 23 December 2021)

Ward	Councillor name	Affiliation
Ward A	MCMULLEN Bruce	Independent
Ward A	O'CONNOR Tom	Independent
Ward A	PETROV Leonie (Lone)	
Ward A	TOOMEY Tara	Independent
Ward B	BOWER Tim	
Ward B	BURROWS Sarah	
Ward B	CROUCH Bob	Independent
Ward B	DORAN Leanne	

Formal votes cast by vote type (councillor elections)



Apparent failure to vote notices issued: 485

Mayoral nominations

Name	Affiliation
BELL Robert	Independent
LEDGER Natasha	Independent
STRUTT Isabel	Independent

Mayor nominations withdrawn or rejected: 0

Candidate nominations

Ward	Name	Affiliation
Ward A	BELL Robert	Independent
Ward A	MCMULLEN Bruce	Independent
Ward A	O'CONNOR Tom	Independent
Ward A	PETROV Leonie (Lone)	
Ward A	STRUTT Isabel	Independent
Ward A	SUTHERLAND John	
Ward A	TOOMEY Tara	Independent
Ward A	VAN EYK Stephanie	

Ward	Name	Affiliation
Ward B	BOWER Tim	
Ward B	BURROWS Sarah	
Ward B	CROUCH Bob	Independent
Ward B	DORAN Leanne	
Ward B	KARP Jann	Independent
Ward B	LEDGER Natasha	Independent
Ward B	MAILLER David	
Ward B	NAGLE Tracey	
Ward B	POWLEY Stephen	

Councillor nominations withdrawn or rejected: 0

Election operations

Election day staffing

Position	Number
Deputy polling place managers	6
Election officials	28
Polling place managers	6
Total	40

Number of polling places

Type	Number
Pre-poll (early voting) centres	2
Election day polling places	6

Returning Officer's office

- Shop 3,106-108 Jessie Street, Armidale NSW 2350

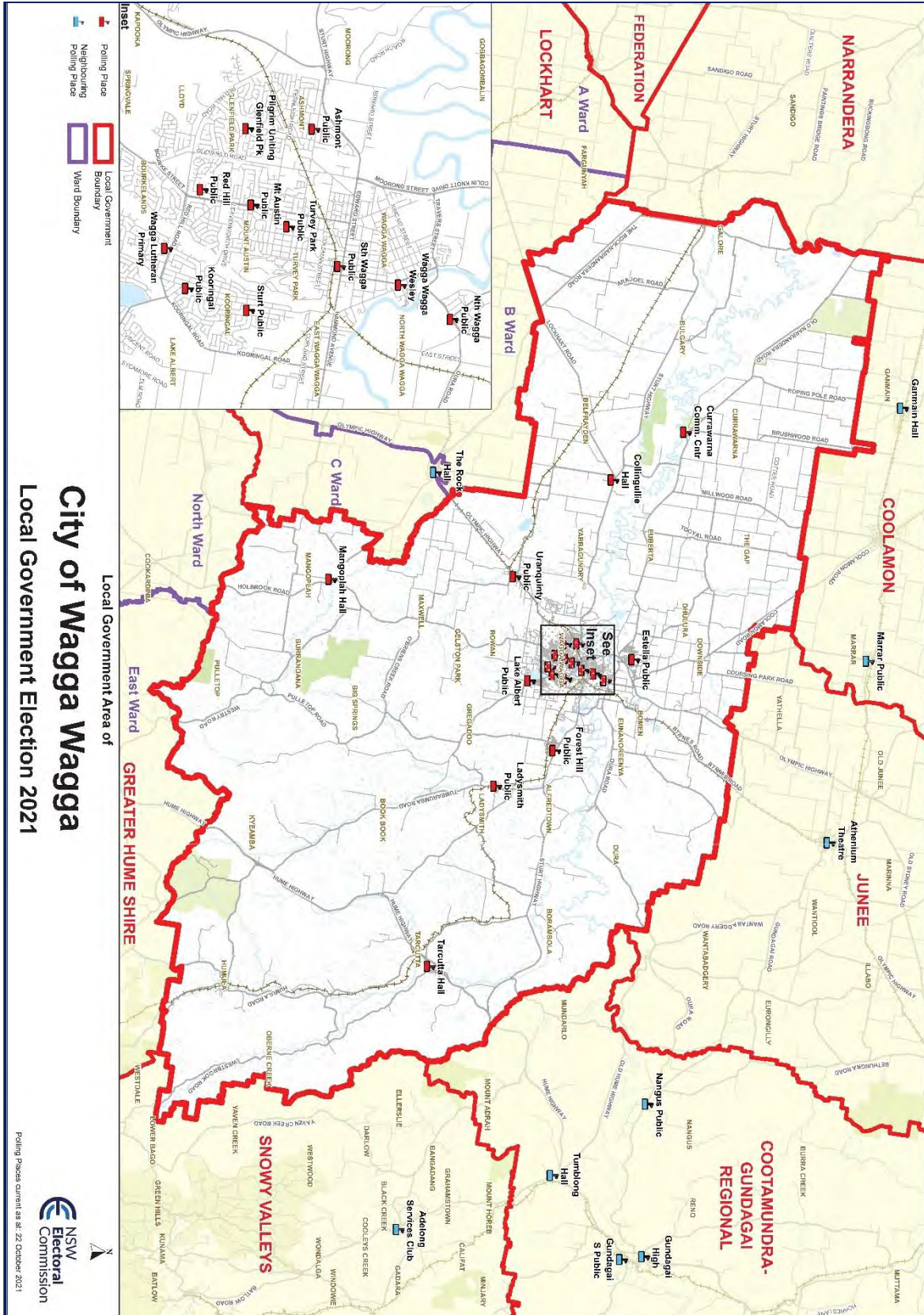
Election costs

- Invoiced election cost: \$49,281
- Cost per elector: \$10.89

NSW Electoral Commission website analytics

- 2,258 visitors to the Uralla Shire Council election web page

The Council of the City of Wagga Wagga



Election summary

Undivided council

Type of election conducted: Councillor (9 councillors to be elected) | Constitutional referendum

Enrolment: 46,257 **Residential roll:** 46,253 **Non-residential roll:** 4

Councillor election total votes: 38,519 **Formal:** 35,885 (93.16%) **Informal:** 2,634 (6.84%)

Turnout rate: 83.27%

Elected councillors (result declared Wednesday, 22 December 2021)

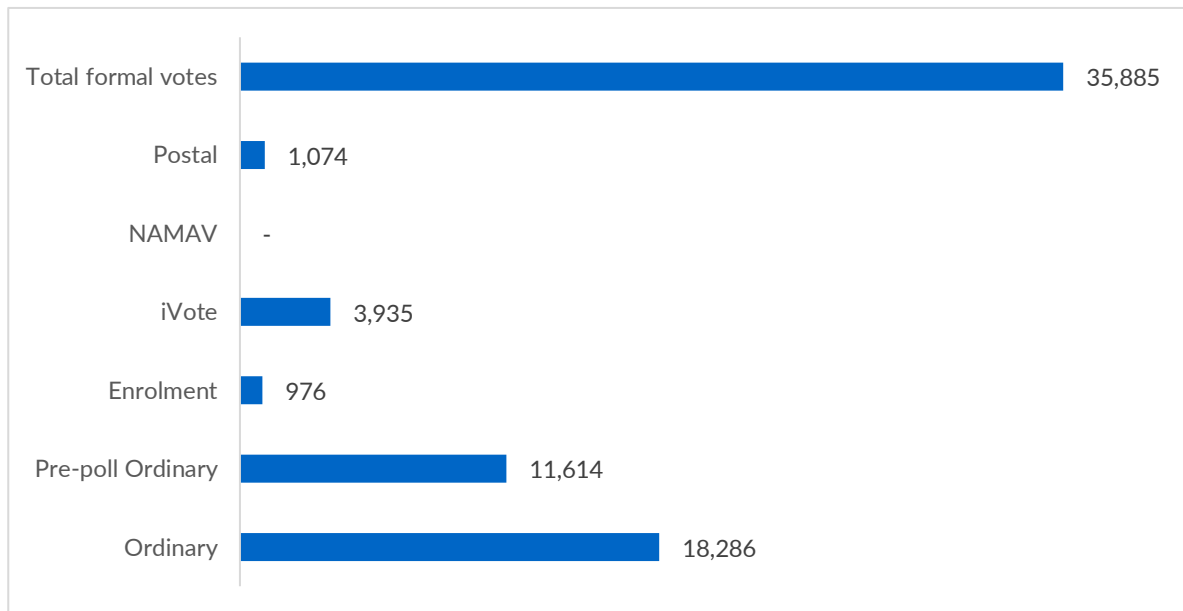
Councillor name	Affiliation
DAVIES Georgie	Independent
FOLEY Richard	Independent
HAYES Dan	Labor
HENDERSON Michael	
KENDALL Rod	Independent
KOSCHEL Tim	Independent
MCKINNON Jenny	The Greens
PARKINS Amelia	Labor
TOUT Dallas	

Constitutional referendum (result declared Tuesday, 21 December 2021)

“The Mayor of Wagga Wagga is currently elected every two (2) years by the nine (9) Councillors. Do you approve of the direct election of the Mayor by the voters of Wagga Wagga, for a four (4) year term, noting this will result in increased election costs each and every election?”

The referendum was rejected with 50.82 per cent of the votes being “No”

Formal votes cast by vote type (councillor election)



Apparent failure to vote notices issued: 6,591

Candidate nominations

Name	Affiliation
AVO Samuel	
BENEDYKA George	The Greens
BUTTS Karen	Independent
CESNIK Alexandra	Independent
CULL Charlie	Independent
DAVIES Georgie	Independent
DENNIS Robin	
EVANS Jacinta	Independent
FALCONER Graham (Bear)	Independent
FARQUHAR Duncan	Independent
FOLEY Richard	Independent
FUNNELL Paul	Independent
GORDON Rosina	
GRAHAM Katharine	Independent
HAYES Dan	Labor

Name	Affiliation
HENDERSON Michael	
INGRAM Chris	Independent
JEFFRESON Mark	Labor
KAISER Eric	The Greens
KAUR Rupinder	Independent
KEENAN Vanessa	Labor
KENDALL Rod	Independent
KOSCHEL Tim	Independent
KURYLOWICZ Sophie	Labor
MASON Sophie	Independent
MATHEW Fetzy	Independent
MCKENZIE Rory	Independent
MCKINNON Jenny	The Greens
PARKINS Amelia	Labor
POLLARD-WILLIAMS Sarah	The Greens
RUSH Emma	The Greens
SALCOLE Richard	Independent
SHAIK Razia	Independent
SINCLAIR Robert	
SMALL Michael	
SMITH Maddison	
TAYLOR Steve	Independent
THOMAS Susan	
TIWANGCE Phong	
TOUT Dallas	
VIEIRA Daniel	
WILKES David	Independent
ZIFF Fiona	Independent

Councillor nominations withdrawn or rejected: 1 withdrawn

Election operations

Election day staffing

Position	Number
Declaration vote issuing officers	21
Deputy polling place managers	20
Election officials	124
Polling place managers	20
Total	185

Number of polling places

Type	Number
Pre-poll (early voting) centres	2
Election day polling places	20

Returning Officer's office

- 72 Fitzmaurice Street, Wagga Wagga NSW 2650

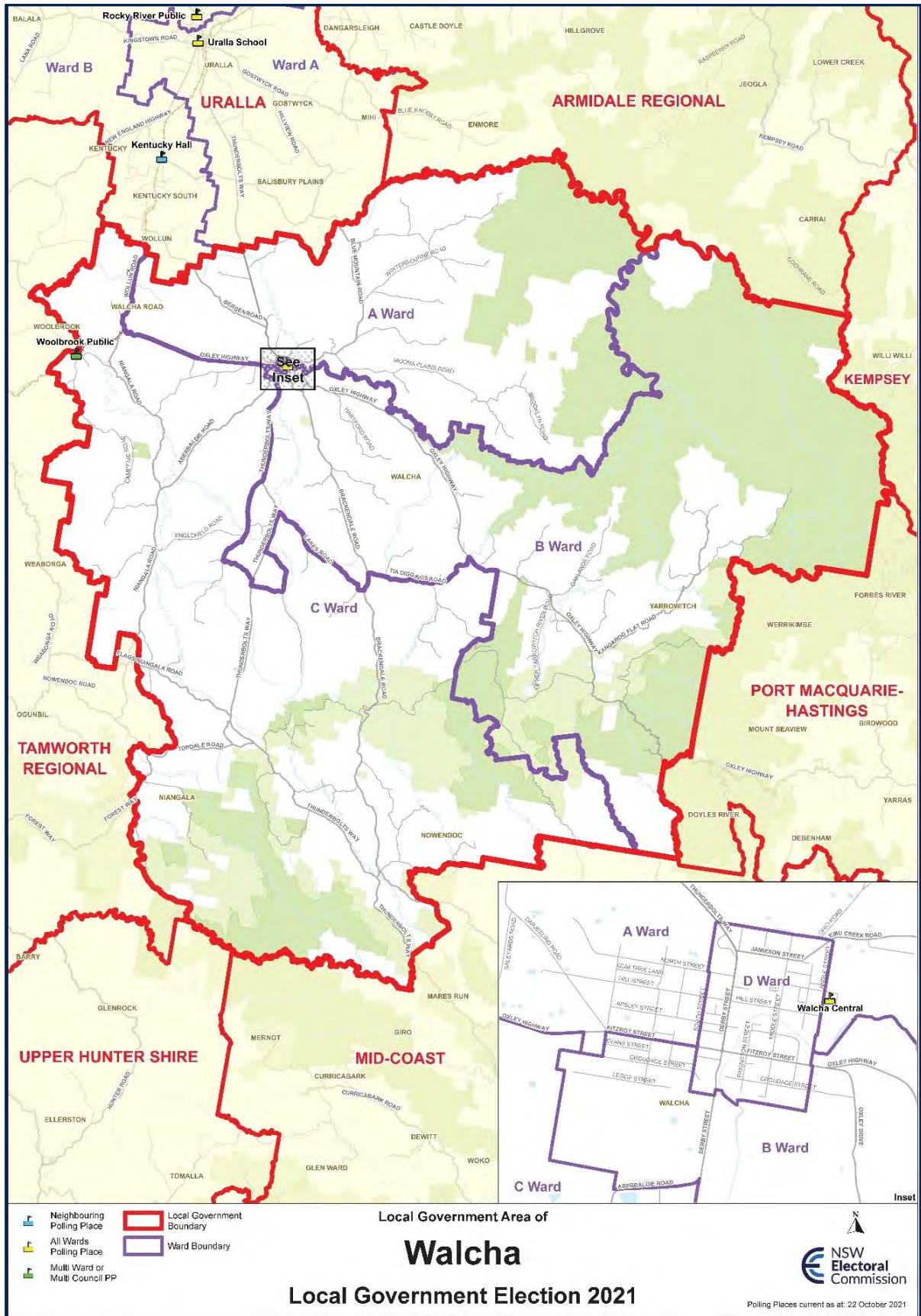
Election costs

- Invoiced election cost: \$412,742
- Cost per elector: \$8.92

NSW Electoral Commission website analytics

- 6,511 visitors to the Wagga Wagga City Council election web page

Walcha Council



Election summary

Divided: A Ward | B Ward | C Ward | D Ward

Type of election conducted: Councillor (8 councillors to be elected, 2 from each ward) | Constitutional referendum

Enrolment: 1,182 **Residential roll contested:** 1,182 **Non-residents:** 0

Councillor election total votes: 1,003 **Formal:** 955 (95.21%) **Informal:** 48 (4.79%)

Turnout rate: 84.86%

Councillor elections

For A Ward, 2 candidates nominated for the ward's 2 councillor positions. Both nominated candidates were declared elected on Saturday, 4 December without the need for voting to be conducted.

For C Ward, 2 candidates nominated for the ward's 2 councillor positions. Both nominated candidates were declared elected on Saturday, 4 December without the need for voting to be conducted.

Elected councillors (Wards B and D result declared 22 December 2021)

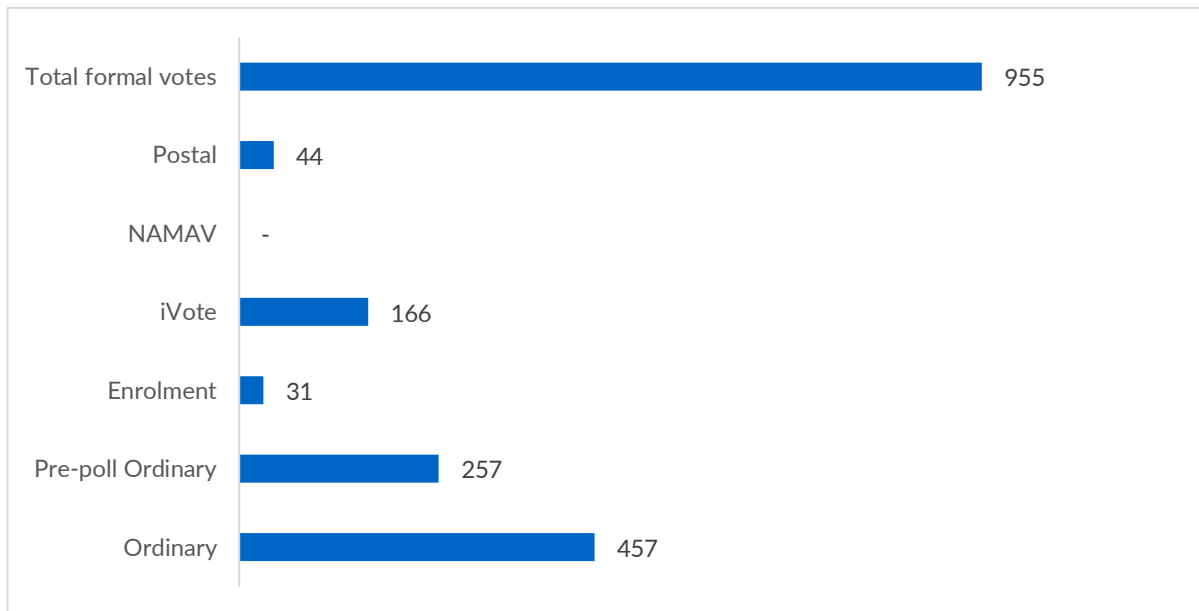
Ward	Councillor name	Affiliation
A Ward	BERRY Mark	
A Ward	SCHAEFER Greg	
B Ward	NOAKES Eric	
B Ward	POINTING Anne-Marie	
C Ward	HICKS Nena	
C Ward	KERMODE Scott	
D Ward	FERRIER Kevin	Independent
D Ward	REILLY Aurora	Independent

Constitutional referendum (result declared Tuesday, 21 December 2021)

"Do you favour the removal of the current ward based system so that all voters select all eight (8) Councillors that represent the Walcha Council area?"

The referendum was passed with 61.23 per cent of the votes being "Yes"

Formal votes cast by vote type (councillor elections)



Apparent failure to vote notices issued: 152

Candidate nominations

Ward	Name	Affiliation
A Ward	BERRY Mark	
A Ward	SCHAEFER Greg	
B Ward	LYON Clint	Independent
B Ward	NOAKES Eric	
B Ward	POINTING Anne-Marie	
C Ward	HICKS Nena	
C Ward	KERMODE Scott	
D Ward	FERRIER Kevin	Independent
D Ward	LUCHICH Michael	Independent
D Ward	REILLY Aurora	Independent

Councillor nominations withdrawn or rejected

Ward	Rejected	Withdrawn
A Ward	1	1
B Ward	0	0
C Ward	0	0

Ward	Rejected	Withdrawn
D Ward	0	0

Election operations

Election day staffing

Position	Number
Declaration vote issuing officers	2
Deputy polling place managers	2
Election officials	11
Polling place managers	2
Total	17

Number of polling places

Type	Number
Pre-poll (early voting) centres	1
Election day polling places	2

Returning Officer's office

- 474 Peel Street, Tamworth NSW 2340

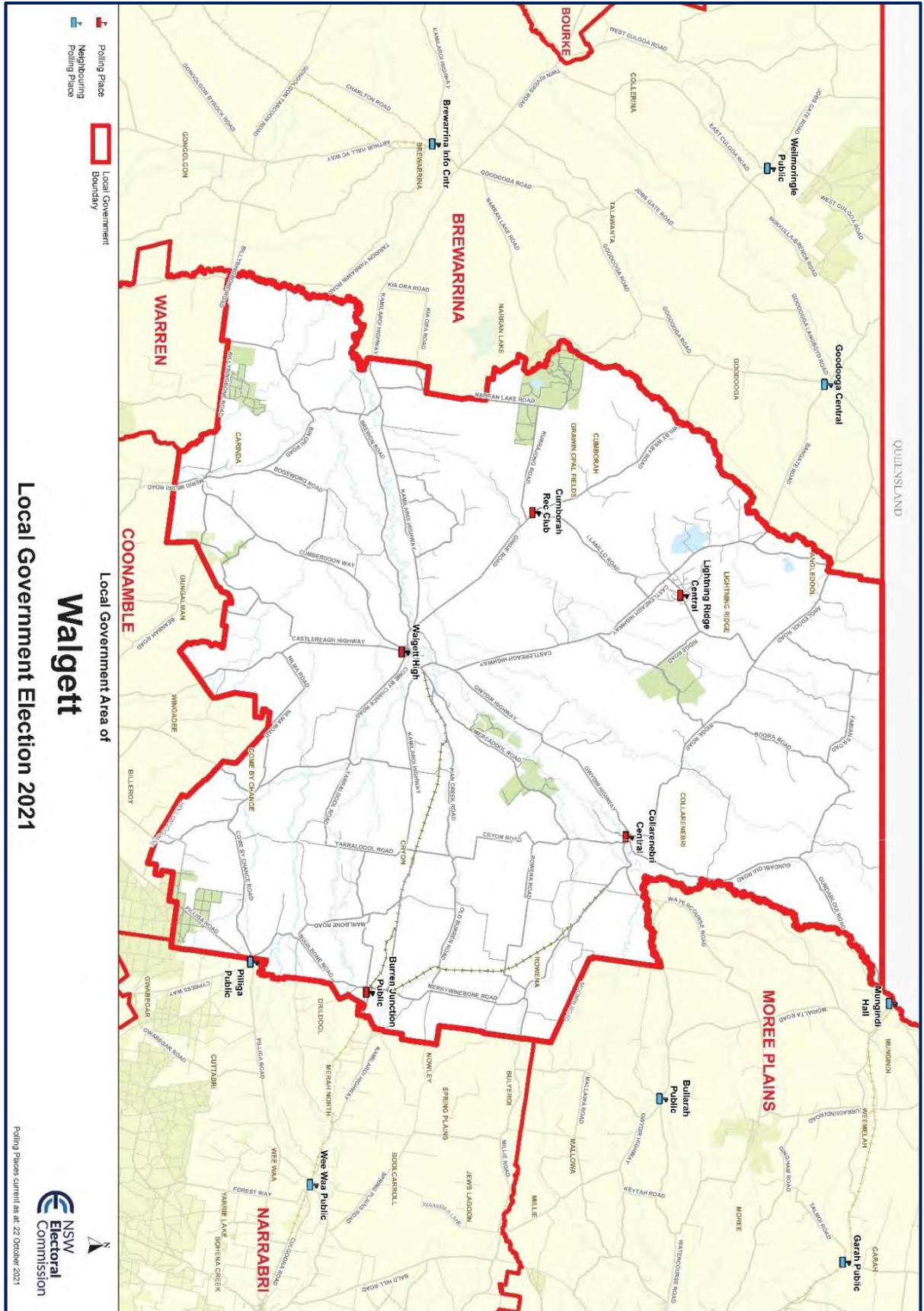
Election costs

- Invoiced election cost: \$22,344
- Cost per elector: \$9.86

NSW Electoral Commission website analytics

- 1,362 visitors to the Walcha Council election web page

Walgett Shire Council



Election summary

Undivided council

Type of election conducted: Councillor (9 councillors to be elected)

Enrolment: 3,638 **Residential roll:** 3,638 **Non-residential roll:** 0

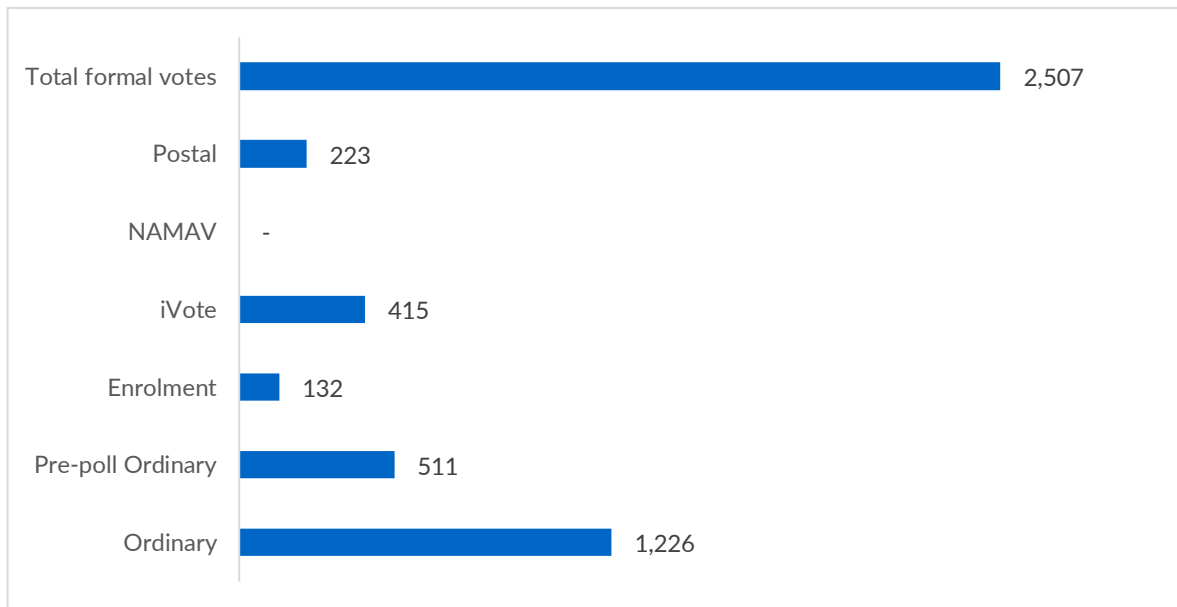
Councillor election total votes: 2,586 **Formal:** 2,507 (96.95%) **Informal:** 79 (3.05%)

Turnout rate: 71.08%

Elected councillors (result declared Wednesday, 22 December 2021)

Councillor name	Affiliation
COOKE Michael	Independent
CURREY Sue	
HUNDY Colin	Independent
KEIR Jane	Independent
RAMIEN Jasen	Independent
RUMMERY Greg	Independent
SEATON Alf	Independent
WALFORD Daniel	Independent
WOODCOCK Ian	

Formal votes cast by vote type



Apparent failure to vote notices issued: 885

Candidate nominations

Name	Affiliation
BRUCE Gan	
COLEMAN Jo	
COOKE Michael	Independent
CURREY Sue	
DENNIS Harmoni	Independent
HUNDY Colin	Independent
KEIR Jane	Independent
LILLYMAN Auralee	Independent
MARTINEZ Manuel	Independent
RAMIEN Jasen	Independent
RUMMERY Greg	Independent
SEATON Alf	Independent
TAYLOR Michael	Independent
TRINDALL Garry	Independent
TURNBULL Robbie	

Name	Affiliation
WALFORD Daniel	Independent
WALFORD Lawrence	
WITT Anna	Independent
WOODCOCK Ian	

Councillor nominations withdrawn or rejected: 0

Election operations

Election day staffing

Position	Number
Declaration vote issuing officers	1
Deputy polling place managers	4
Election officials	11
Polling place managers	5
Total	21

Number of polling places

Type	Number
Pre-poll (early voting) centres	2
Election day polling places	5

Returning Officer's office

- 25 McElhone Street, Moree NSW 2400

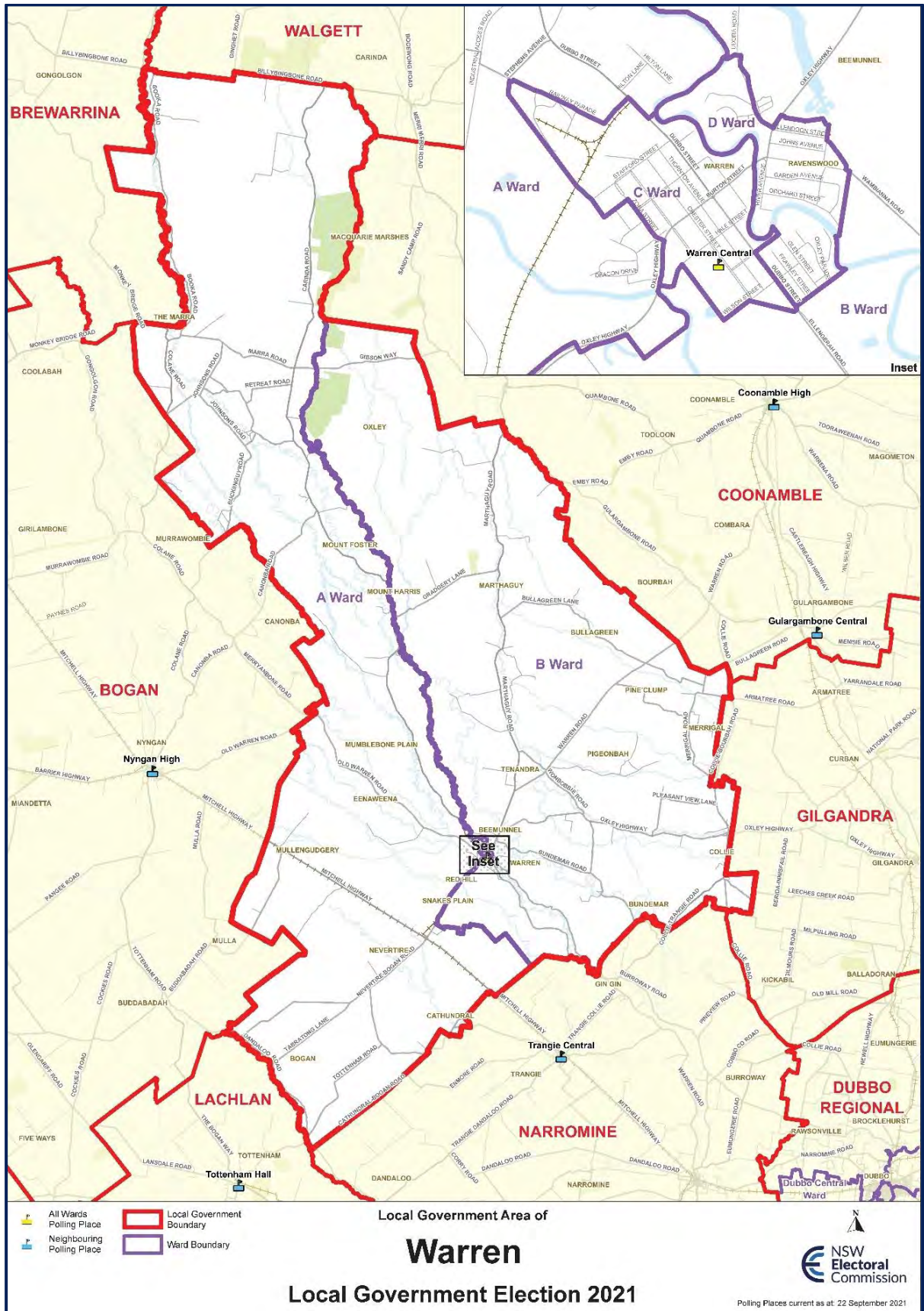
Election costs

- Invoiced election cost: \$55,295
- Cost per elector: \$15.20

NSW Electoral Commission website analytics

- 679 visitors to the Walgett Shire Council election web page

Warren Shire Council



Election summary

Divided: A Ward | B Ward | C Ward | D Ward

Type of election conducted: Councillor (12 councillors to be elected, 3 from each ward)

Enrolment: 1,476 **Residential roll:** 1,475 **Non-residential roll:** 1

Councillor election total votes: 1,031 **Formal:** 1,014 (98.35%) **Informal:** 17 (1.65%)

Turnout rate: 69.85%

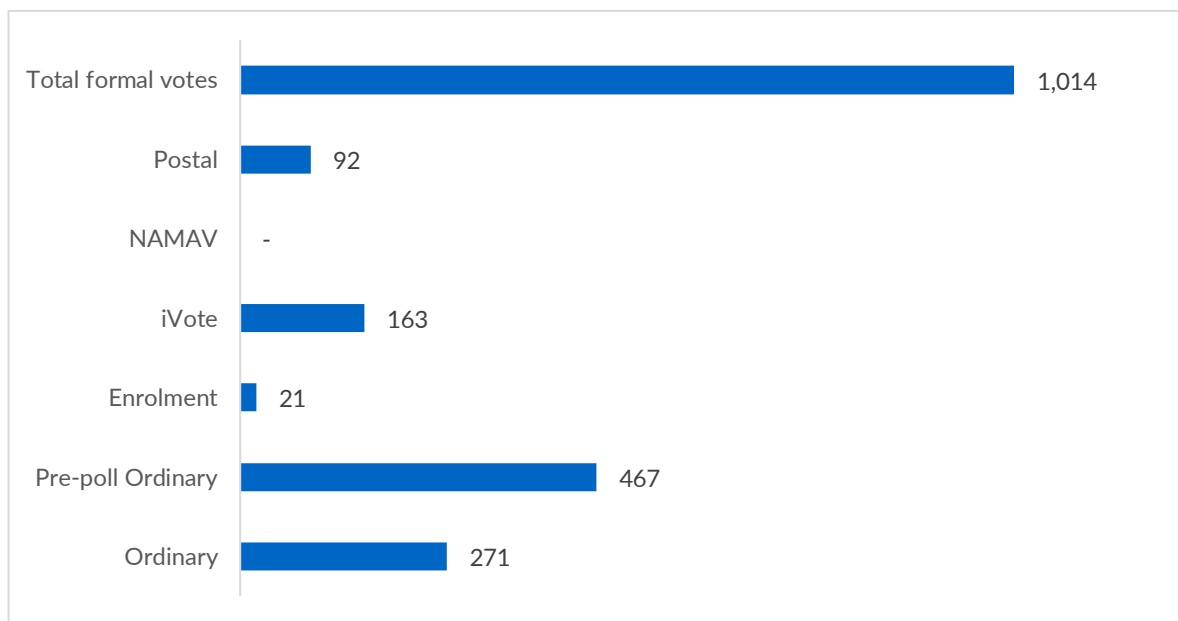
Councillor elections

For C Ward, 3 candidates nominated for ward's 3 councillor positions. All 3 nominated candidates were declared elected on Saturday, 4 December without the need for voting to be conducted.

Elected councillors (Ward A/B/D result declared Wednesday, 22 December 2021)

Ward	Councillor name	Affiliation
A Ward	DRUCE Heather	Independent
A Ward	KINSEY Noel	Independent
A Ward	WHITELEY Greg	
B Ward	DERRETT Sarah	Independent
B Ward	JACKSON Ros	
B Ward	QUIGLEY Milton	Independent
C Ward	HIGGINS Ron	Independent
C Ward	TAYLOR Kevin	Independent
C Ward	WALKER Katrina	
D Ward	BREWER Andrew	Independent
D Ward	McCLOSKEY Dirk	
D Ward	VAN ELDONK Jo	

Formal votes cast by vote type



Apparent failure to vote notices issued: 376

Candidate nominations

Ward	Name	Affiliation
A Ward	CARTER Guy	
A Ward	DRUCE Heather	Independent
A Ward	KINSEY Noel	Independent
A Ward	SERDITY Pauline	
A Ward	WHITELEY Greg	
B Ward	BEACH Mark	
B Ward	BERMINGHAM Mark	Independent
B Ward	DERRETT Sarah	Independent
B Ward	JACKSON Ros	
B Ward	QUIGLEY Milton	Independent
C Ward	HIGGINS Ron	Independent
C Ward	TAYLOR Kevin	Independent
C Ward	WALKER Katrina	
D Ward	BREWER Andrew	Independent
D Ward	McCLOSKEY Dirk	

Ward	Name	Affiliation
D Ward	SINCLAIR Kelly	
D Ward	VAN ELDONK Jo	

Councillor nominations withdrawn or rejected

Ward	Rejected	Withdrawn
A Ward	0	0
B Ward	1	1
C Ward	0	0
D Ward	0	0

Election operations

Election day staffing

Position	Number
Declaration vote issuing officers	1
Deputy polling place managers	1
Election officials	6
Polling place managers	1
Total	9

Number of polling places

Type	Number
Pre-poll (early voting) centres	1
Election day polling places	1

Returning Officer's office

- 15 Warren Road, Gilgandra NSW 2827

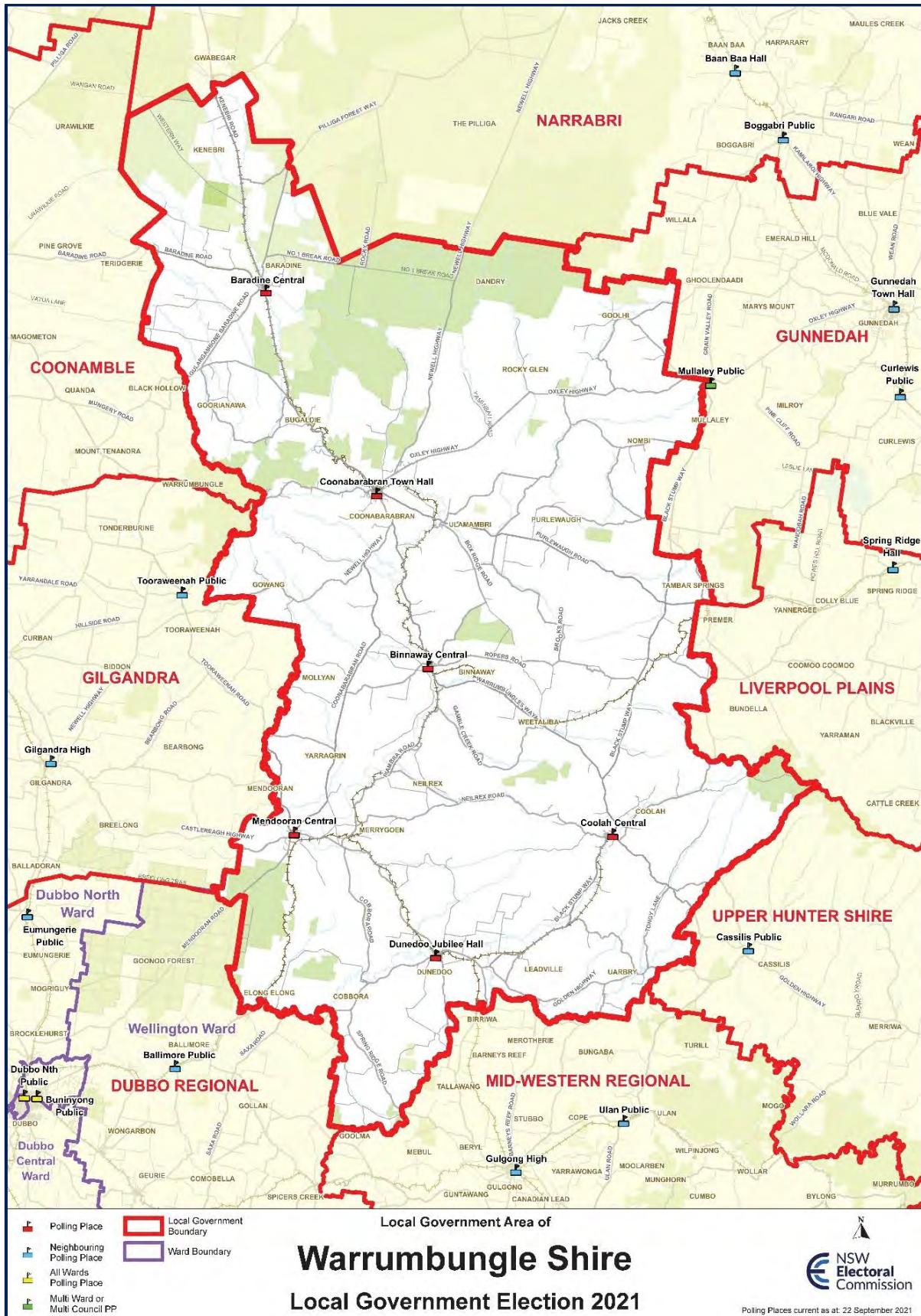
Election costs

- Invoiced election cost: \$25,135
- Cost per elector: \$12.94

NSW Electoral Commission website analytics

- 1,748 visitors to the Warren Shire Council election web page

Warrumbungle Shire Council



Election summary

Undivided council

Type of election conducted: Councillor (9 councillors to be elected)

Enrolment: 6,900 **Residential roll:** 6,897 **Non-residential roll:** 3

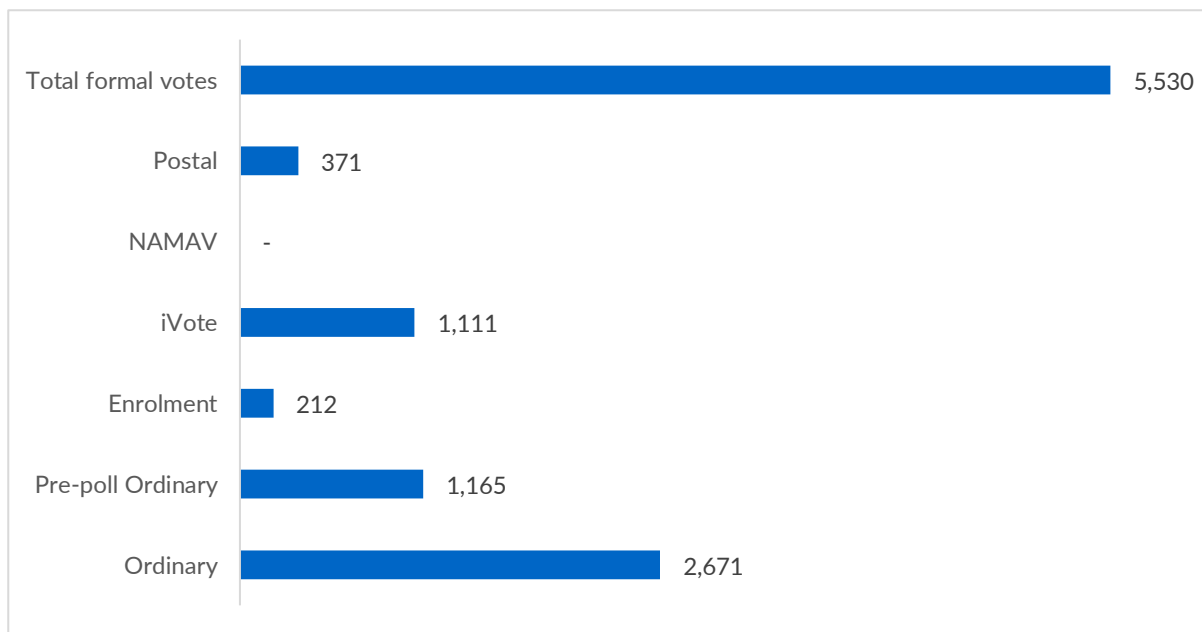
Councillor election total votes: 5,721 **Formal:** 5,530 (96.66%) **Informal:** 191 (3.34%)

Turnout rate: 82.91%

Elected councillors (result declared Wednesday, 22 December 2021)

Councillor name	Affiliation
BRADY Kodi	Independent
DOOLAN Ambrose	Independent
HOGDEN Dale	
HOLCOMBE Zoe	Independent
IANNUZZI Aniello	
KOPKE Carlton	Independent
NEWTON Jason	Independent
RINDFLEISH Kathryn	
TODD Denis	

Formal votes cast by vote type



Apparent failure to vote notices issued: 949

Candidate nominations

Name	Affiliation
AYOUB Jack	
BELL Debra	Independent
BRADY Kodi	Independent
BRAIN Lynda	Independent
DOOLAN Ambrose	Independent
FOSTER Craig	Independent
HOGDEN Dale	
HOLCOMBE Zoe	Independent
IANNUZZI Aniello	
KNIGHT Marie	
KOPKE Carlton	Independent
LEWIS Ray	
NEWTON Jason	Independent
RINDFLEISH Kathryn	
SHINTON Peter	

Name	Affiliation
SMITH Benjamin	Independent
TODD Denis	

Councillor nominations withdrawn or rejected: 0

Election operations

Election day staffing

Position	Number
Declaration vote issuing officers	1
Deputy polling place managers	7
Election officials	34
Polling place managers	7
Total	49

Number of polling places

Type	Number
Pre-poll (early voting) centres	2
Election day polling places	7

Returning Officer's office

- South Street, Gunnedah NSW 2380

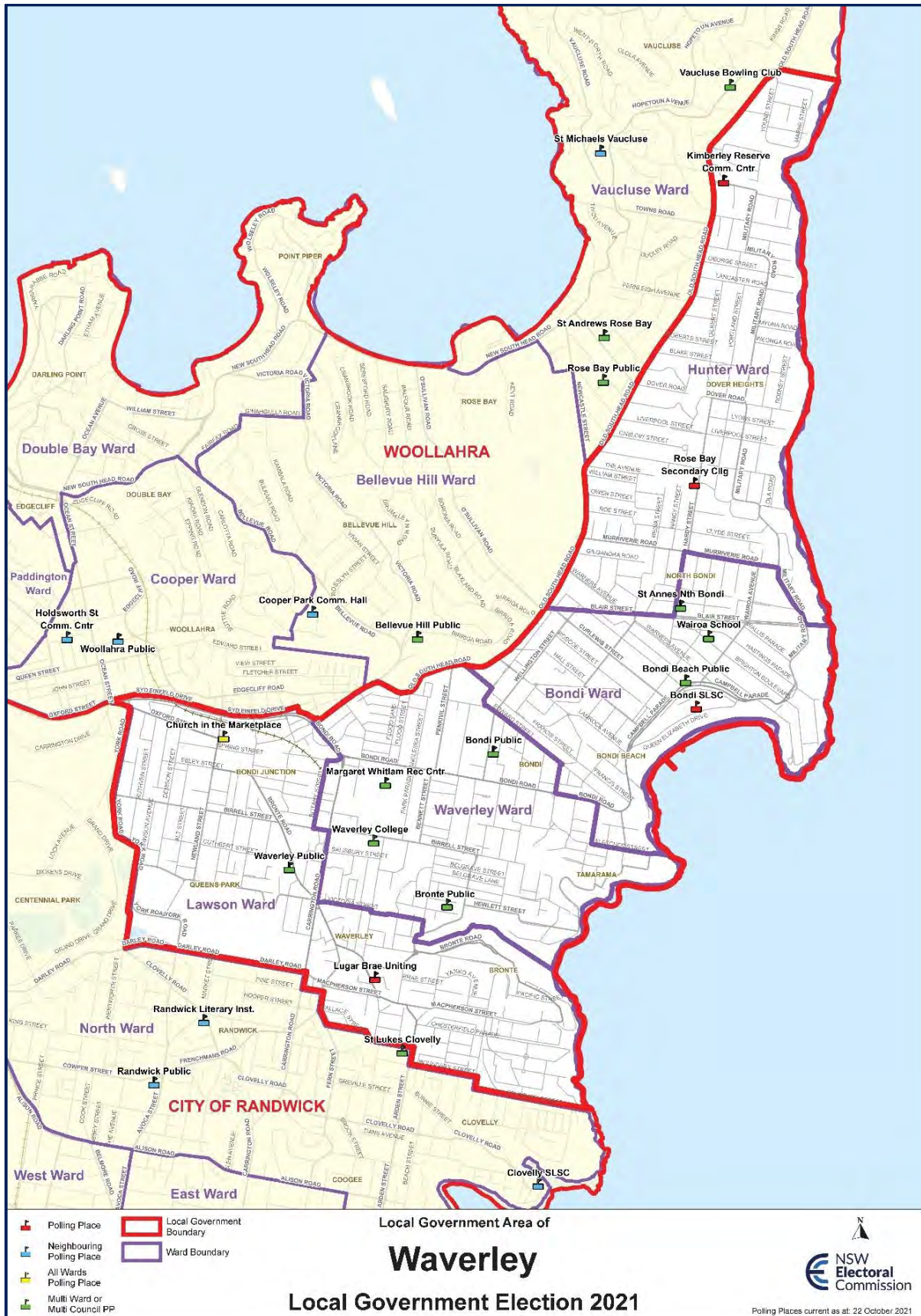
Election costs

- Invoiced election cost: \$101,587
- Cost per elector: \$14.72

NSW Electoral Commission website analytics

- 1,326 visitors to the Warrumbungle Shire Council election web page

Waverley Council



Election summary

Divided: Bondi Ward | Hunter Ward | Lawson Ward | Waverley Ward

Type of election conducted: Councillor (12 councillors to be elected, 3 from each ward)

Enrolment: 45,182 **Residential roll:** 45,169 **Non-residential roll:** 13

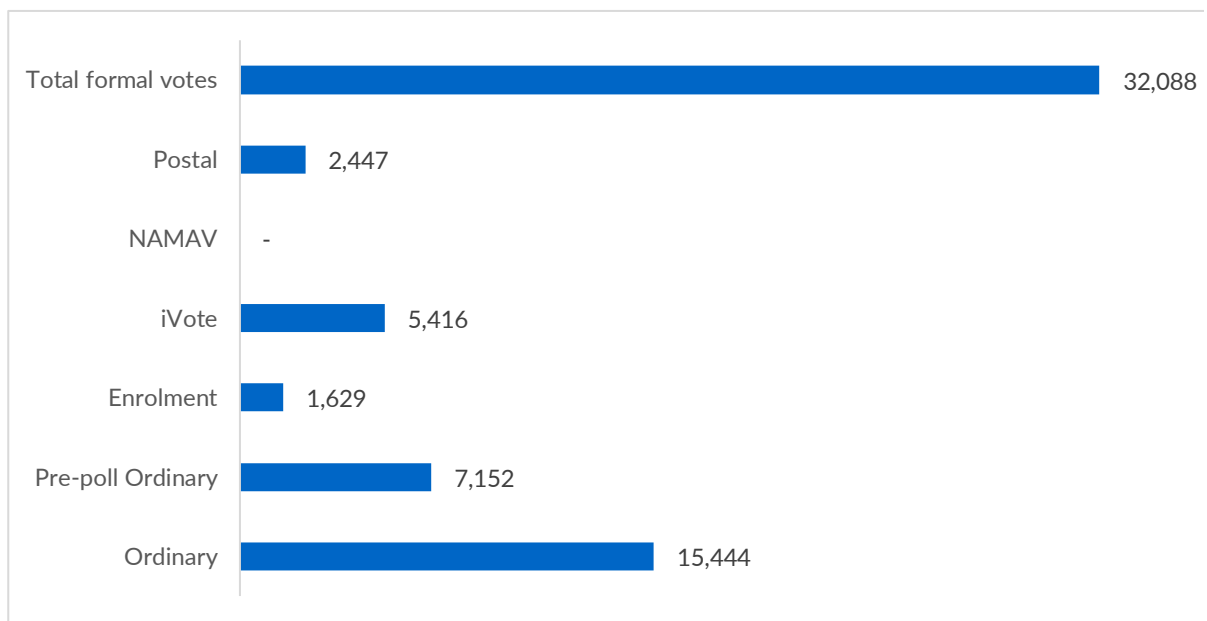
Councillor election total votes: 33,084 **Formal:** 32,088 (96.99%) **Informal:** 996 (3.01%)

Turnout rate: 73.22%

Elected councillors (result declared Wednesday, 22 December 2021)

Ward	Councillor name	Affiliation
Bondi Ward	GOLTSMAN Leon	Liberal
Bondi Ward	GRAY Michelle	Labor
Bondi Ward	KANAK Dominic WY	The Greens
Hunter Ward	BETTS Sally	Liberal
Hunter Ward	LEWIS Steven	Labor
Hunter Ward	NEMESH William	Liberal
Lawson Ward	BURRILL Angela	Liberal
Lawson Ward	KEENAN Elaine	The Greens
Lawson Ward	MASSELOS Paula	Labor
Waverley Ward	FABIANO Ludovico	The Greens
Waverley Ward	KAY Tony	Liberal
Waverley Ward	MURRAY Tim	Labor

Formal votes cast by vote type



Apparent failure to vote notices issued: 9,790

Candidate nominations

Ward	Name	Affiliation
Bondi Ward	CHARLTON Colin	The Greens
Bondi Ward	COLE Brad	Liberal
Bondi Ward	GOLTSMAN Leon	Liberal
Bondi Ward	GRAY Michelle	Labor
Bondi Ward	JOUCLA Daniel	Labor
Bondi Ward	KANAK Dominic WY	The Greens
Bondi Ward	KOVNER Maria (Masha)	The Greens
Bondi Ward	KULAKAUSKAS Lenore	Labor
Bondi Ward	OCCHIUTO Phillip	Liberal
Hunter Ward	BETTS Sally	Liberal
Hunter Ward	FRAZER T (Dov)	Liberal
Hunter Ward	LEWIS Steven	Labor
Hunter Ward	NEMESH William	Liberal
Hunter Ward	SIANO Max	Labor
Hunter Ward	SPOONER Keri	Labor

Ward	Name	Affiliation
Lawson Ward	BURRILL Angela	Liberal
Lawson Ward	CUSACK Andrew	Liberal
Lawson Ward	GILLEZEAU Elsie	The Greens
Lawson Ward	HUNTER Charles	Independent
Lawson Ward	KEENAN Elaine	The Greens
Lawson Ward	MAIN Mora	The Greens
Lawson Ward	MASSELOS Paula	Labor
Lawson Ward	MORTIMER Luke	Labor
Lawson Ward	PLAISTER David	Liberal
Lawson Ward	VAUGHAN Greg	Labor
Waverley Ward	COPELAND George	The Greens
Waverley Ward	DOS SANTOS Monica	Labor
Waverley Ward	DRUMMOND Jo	The Greens
Waverley Ward	FABIANO Ludovico	The Greens
Waverley Ward	KAY Tony	Liberal
Waverley Ward	MURRAY Tim	Labor
Waverley Ward	PINKSTONE Kerry	Liberal
Waverley Ward	SPICER Joshua	Liberal
Waverley Ward	WHITTON Rebecca	Labor

Councillor nominations withdrawn or rejected: 0

Election operations

Election day staffing

Position	Number
Declaration vote issuing officers	21
Deputy polling place managers	18
Election officials	151
Polling place managers	18
Total	208

Number of polling places

Type	Number
Pre-poll (early voting) centres	2
Election day polling places	18

Returning Officer's office

- Suite 1.02, Level 1, 19-23 Hollywood Avenue, Bondi Junction NSW 2022

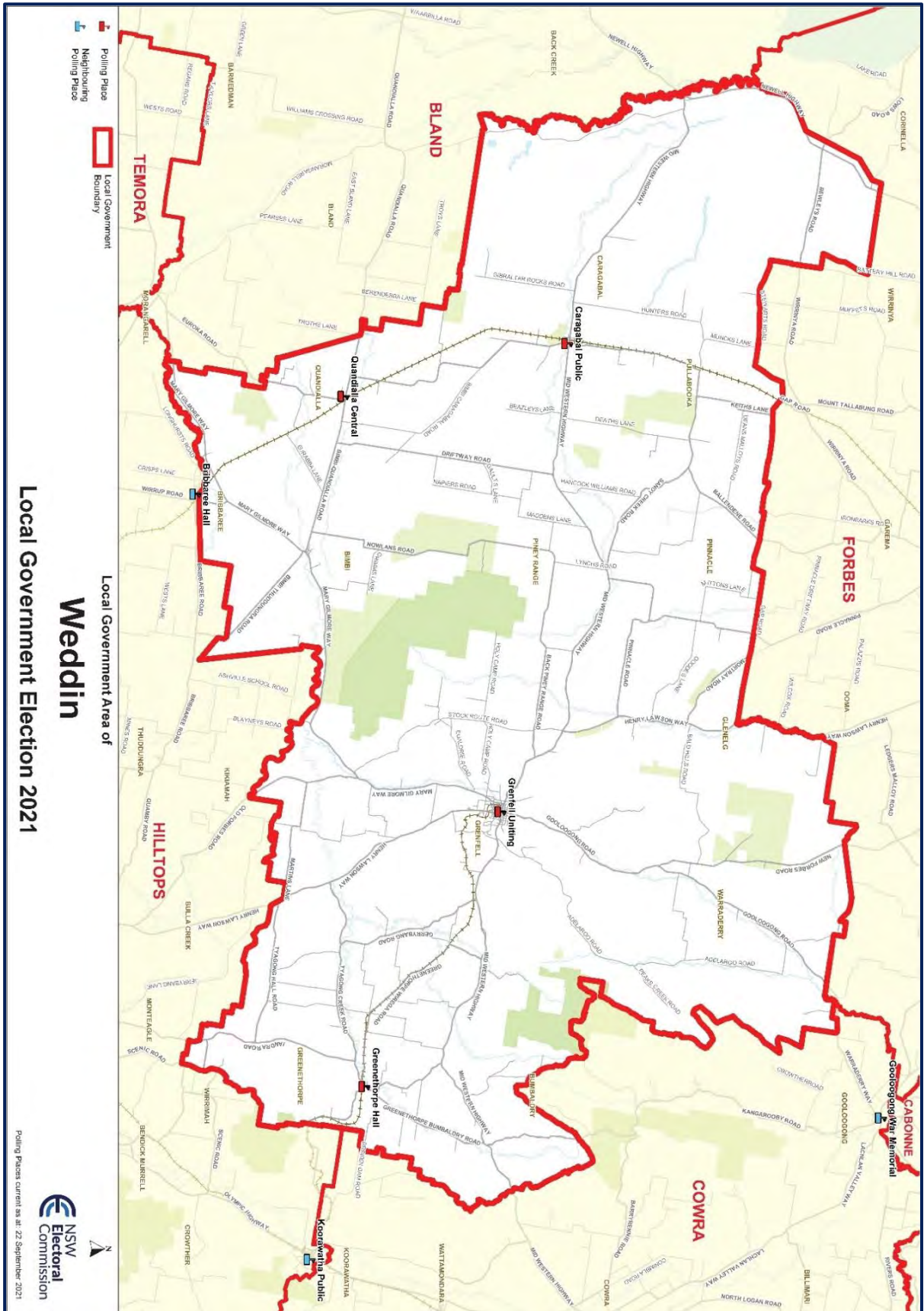
Election costs

- Invoiced election cost: \$384,335
- Cost per elector: \$8.51

NSW Electoral Commission website analytics

- 25,803 visitors to the Waverley Council election web page

Weddin Shire Council



Election summary

Undivided council

Type of election conducted: Councillor (9 councillors to be elected)

Enrolment: 2,798 **Residential roll:** 2,798 **Non-residential roll:** 0

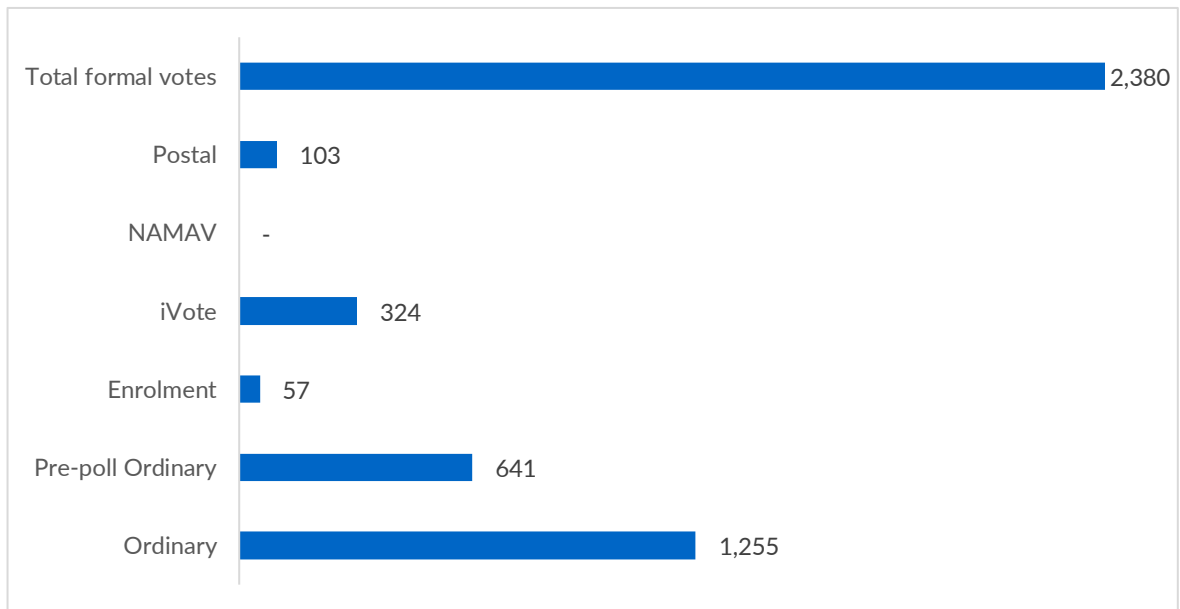
Councillor election total votes: 2,446 **Formal:** 2,380 (97.3%) **Informal:** 66 (2.7%)

Turnout rate: 87.42%

Elected councillors (result declared Tuesday, 21 December 2021)

Councillor name	Affiliation
BEMBRICK Craig	
BEST Paul	Independent
BROWN Carly	Independent
COOK Michelle	Independent
DIPROSE Phillip	Independent
LIEBICH Mark	Independent
McCLELLAND Geoff	
McKELLAR Stuart	Independent
WHITE Chad	

Formal votes cast by vote type



Apparent failure to vote notices issued: 260

Candidate nominations

Name	Affiliation
BEMBRICK Craig	
BEST Paul	Independent
BROWN Carly	Independent
COOK Michelle	Independent
DIPROSE Phillip	Independent
FRAME Warwick	Independent
HINDE Barry	Independent
HOWELL Glenda	Independent
KENAH Jason	Independent
LIEBICH Mark	Independent
McCLELLAND Geoff	
McKELLAR Stuart	Independent
PARLETT Jan	
WHITE Chad	

Councillor nominations withdrawn or rejected: 0

Election operations

Election day staffing

Position	Number
Deputy polling place managers	4
Election officials	16
Polling place managers	4
Total	24

Number of polling places

Type	Number
Pre-poll (early voting) centres	1
Election day polling places	4

Returning Officer's office

- Kendal Street, Cowra NSW 2794

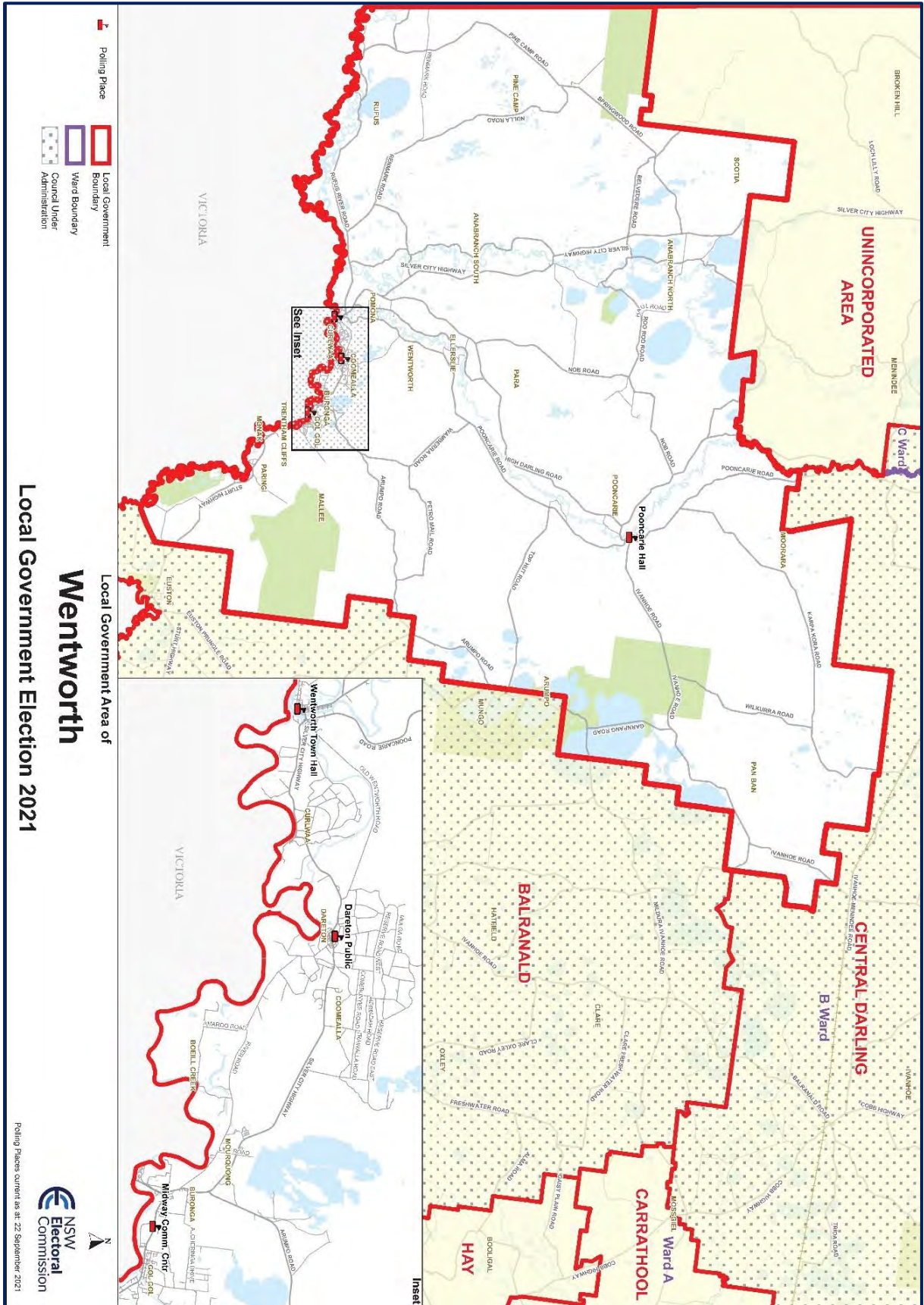
Election costs

- Invoiced election cost: \$39,633
- Cost per elector: \$14.16

NSW Electoral Commission website analytics

- 863 visitors to the Weddin Shire Council election web page

Wentworth Shire Council



Election summary

Undivided council

Type of election conducted: Councillor (9 councillors to be elected)

Enrolment: 4,332 **Residential roll:** 4,328 **Non-residential roll:** 4

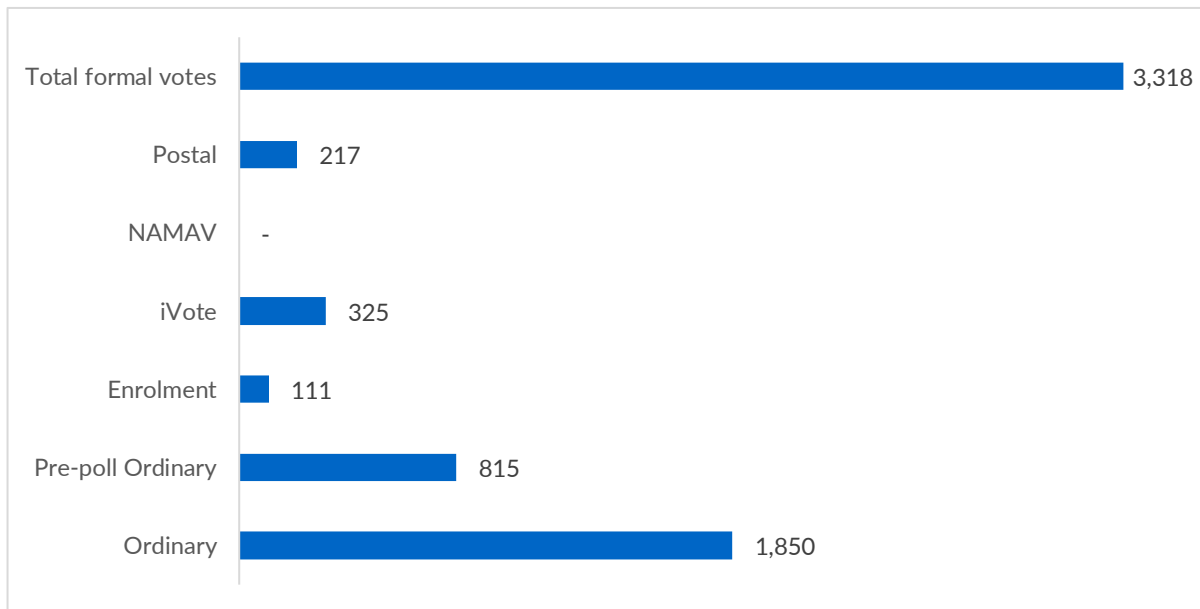
Councillor election total votes: 3,426 **Formal:** 3,318 (96.85%) **Informal:** 108 (3.15%)

Turnout rate: 79.09%

Elected councillors (result declared Tuesday, 21 December 2021)

Councillor name	Affiliation
BEAUMONT Brian	
COOPER Steve	Independent
CRISP Peter	
ELSTONE Tim	Independent
EVANS Greg	Independent
HEYWOOD Steve	Independent
LINKLATER Daniel	Independent
NICHOLS Susan	Independent
RODDA Jo	

Formal votes cast by vote type



Apparent failure to vote notices issued: 814

Candidate nominations

Name	Affiliation
BEAUMONT Brian	
BEECHEY Ash	Independent
COOPER Steve	Independent
CRISP Peter	
ELSTONE Tim	Independent
EVANS Greg	Independent
HEYWOOD Steve	Independent
LINKLATER Daniel	Independent
MACALLISTER Jane	Independent
MUNDAY David	Independent
NICHOLS Susan	Independent
PEGLER Geoff	Independent
RODDA Jo	
ROULSTON Kerry	Independent
THIELE Colin	Independent

Name	Affiliation
WHEELDON Bill	Independent

Councillor nominations withdrawn or rejected: 0

Election operations

Election day staffing

Position	Number
Declaration vote issuing officers	1
Deputy polling place managers	3
Election officials	24
Polling place managers	4
Total	32

Number of polling places

Type	Number
Pre-poll (early voting) centres	1
Election day polling places	4

Returning Officer's office

- Shop 5 & 18-19, 5 Galena Street, Broken Hill NSW 2880

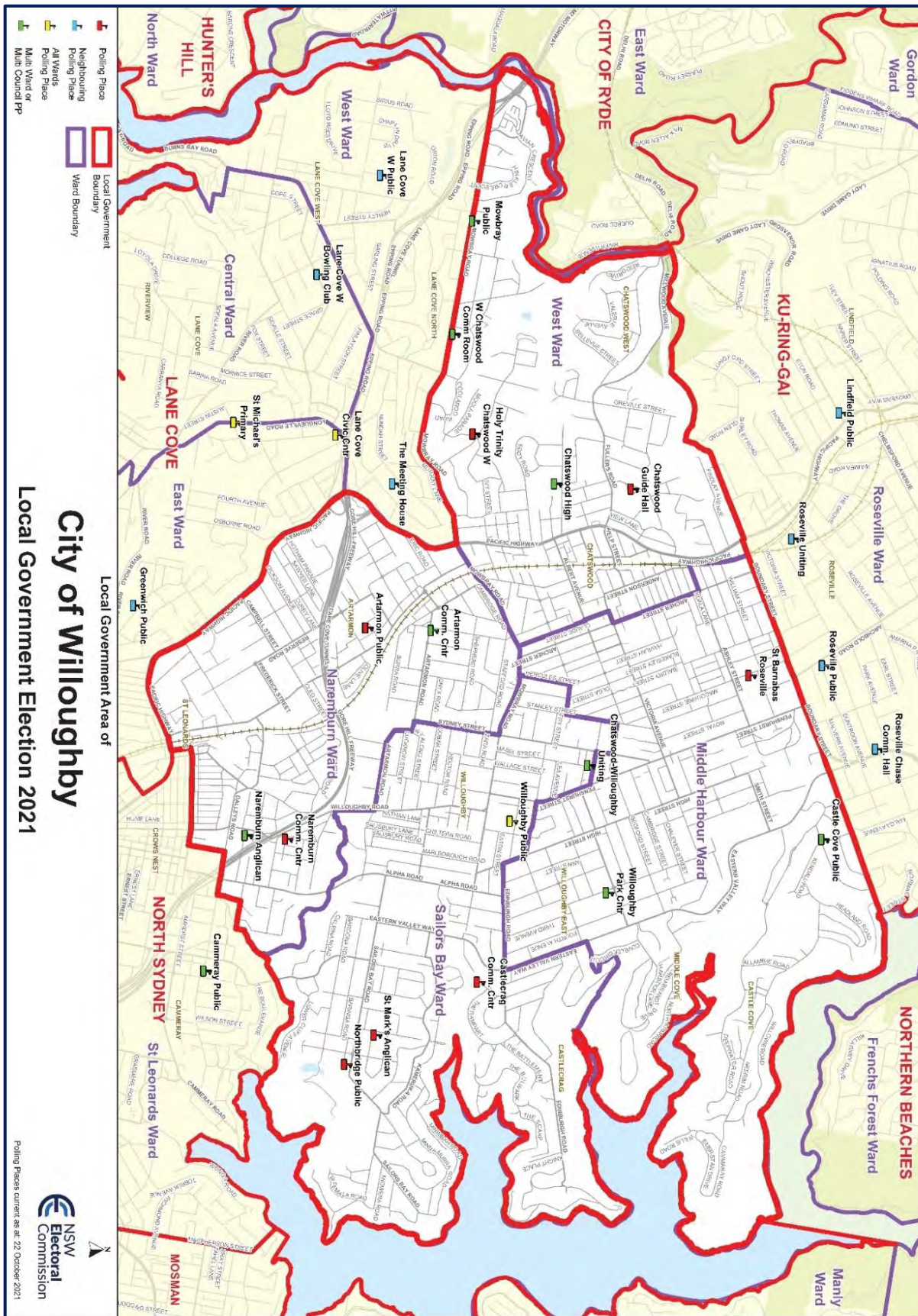
Election costs

- Invoiced election cost: \$75,864
- Cost per elector: \$17.51

NSW Electoral Commission website analytics

- 2,006 visitors to the Wentworth Shire Council election web page

Willoughby City Council



Election summary

Divided: Middle Harbour Ward | Naremburn Ward | Sailors Bay Ward | West Ward

Type of election conducted: Councillor (12 councillors to be elected, 3 from each ward) | Mayor

Enrolment: 46,186 **Residential roll:** 46,185 **Non-residential roll:** 1

Councillor election total votes: 39,463 **Formal:** 36,945 (93.62%) **Informal:** 2,518 (6.38%)

Turnout rate: 85.44%

Mayor election total votes: 39,453 **Formal:** 37,942 (96.17%) **Informal:** 1,511 (3.83%)

Turnout rate: 85.42%

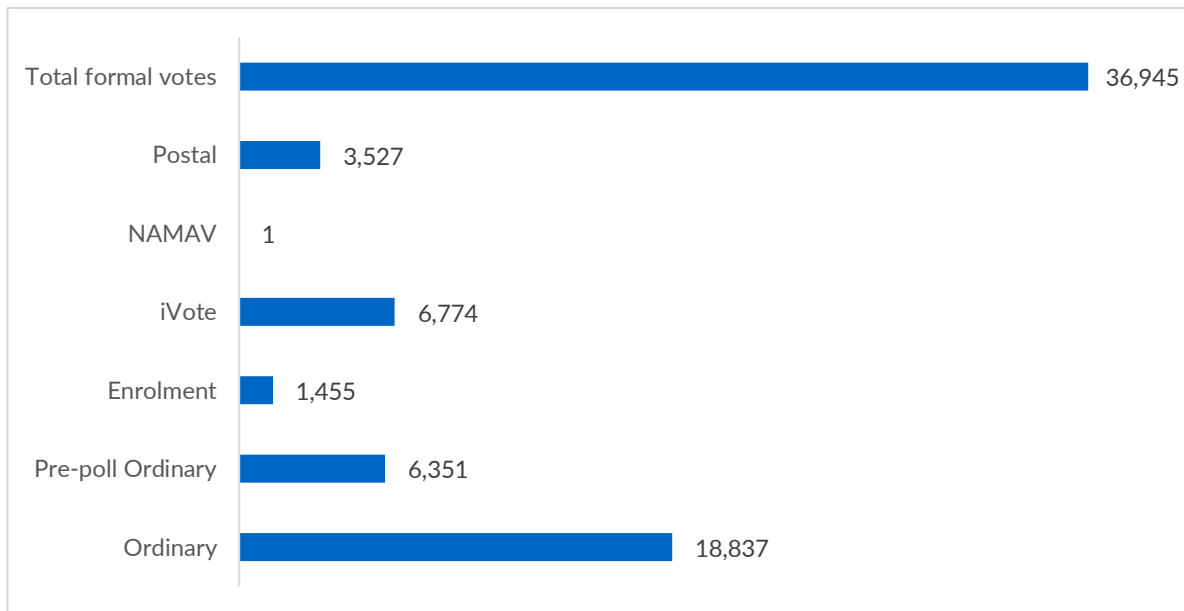
Elected mayor (result declared Tuesday, 21 December 2021)

TAYLOR Tanya, Independent

Elected councillors (result declared Thursday, 23 December 2021)

Ward	Councillor name	Affiliation
Middle Harbour Ward	MOURADIAN Sarkis	Independent
Middle Harbour Ward	ROZOS Angelo	Independent
Middle Harbour Ward	SAMUEL Robert	Independent
Naremburn Ward	GRECO Anna	Independent
Naremburn Ward	ROUSSAC Georgie	Independent
Naremburn Ward	WRIGHT Nic	Independent
Sailors Bay Ward	ERIKSSON Hugh	Independent
Sailors Bay Ward	McCULLAGH Roy	Independent
Sailors Bay Ward	MORATELLI John	Independent
West Ward	CAMPBELL Craig	Independent
West Ward	XIA Jam	Independent
West Ward	ZHU Brendon	Independent

Formal votes cast by vote type (councillor elections)



Apparent failure to vote notices issued: 4,849

Mayoral nominations

Name	Affiliation
CAMPBELL Craig	Independent
ROZOS Angelo	Independent
TAYLOR Tanya	Independent

Mayor nominations withdrawn or rejected: 0

Candidate nominations

Ward	Name	Affiliation
Middle Harbour Ward	ARMBRISTER Stephen	Independent
Middle Harbour Ward	BARBER Daniel	Independent
Middle Harbour Ward	DORAN Rick	Independent
Middle Harbour Ward	HING Elisabeth	Independent
Middle Harbour Ward	MOURADIAN Sarkis	Independent
Middle Harbour Ward	NORTON Wendy	Independent
Middle Harbour Ward	ROZOS Angelo	Independent
Middle Harbour Ward	ROZOS Megan	Independent

Ward	Name	Affiliation
Middle Harbour Ward	RUTHERFORD Ken	Independent
Middle Harbour Ward	SAMUEL Robert	Independent
Middle Harbour Ward	SPENCER Stephanie	Independent
Middle Harbour Ward	TAYLOR Tanya	Independent
Middle Harbour Ward	TIMMINS Becky	Independent
Middle Harbour Ward	WILSON Robert	Independent
Naremburn Ward	BLACKLOCK Erryn	Independent
Naremburn Ward	FELTON Nicholas	Independent
Naremburn Ward	GRECO Anna	Independent
Naremburn Ward	HEWITT Glenda	Independent
Naremburn Ward	KEMM Shelagh	Independent
Naremburn Ward	KIM Kwi	Independent
Naremburn Ward	ROUSSAC Georgie	Independent
Naremburn Ward	SETHI Ashish	Independent
Naremburn Ward	WINTEN Lara	Independent
Naremburn Ward	WRIGHT Nic	Independent
Sailors Bay Ward	BORG Karen	Independent
Sailors Bay Ward	DODDS Kristina	Independent
Sailors Bay Ward	ERIKSSON Hugh	Independent
Sailors Bay Ward	JOHNS Victoria	Independent
Sailors Bay Ward	MAYER Joseph	Independent
Sailors Bay Ward	McCULLAGH Roy	Independent
Sailors Bay Ward	MORATELLI John	Independent
Sailors Bay Ward	O'NEILL John	Independent
Sailors Bay Ward	SCHMIDT Juliet	Independent
Sailors Bay Ward	THORNILEY Joanne	Independent
West Ward	CAMPBELL Craig	Independent
West Ward	CHAN Maria	Independent
West Ward	ELLIOTT Charles	Independent
West Ward	ELLIOTT Michelle	Independent

Ward	Name	Affiliation
West Ward	FENG Jasmine	Independent
West Ward	LIM Nicholas	Independent
West Ward	TINYOW Walter	Independent
West Ward	XIA Jam	Independent
West Ward	ZHU Brendon	Independent

Councillor nominations withdrawn or rejected: 0

Election operations

Election day staffing

Position	Number
Declaration vote issuing officers	29
Deputy polling place managers	19
Election officials	167
Polling place managers	19
Total	234

Number of polling places

Type	Number
Pre-poll (early voting) centres	1
Election day polling places	19

Returning Officer's office

- Ground Floor, 501 Victoria Avenue, Chatswood NSW 2067

Election costs

- Invoiced election cost: \$454,214
- Cost per elector: \$9.83

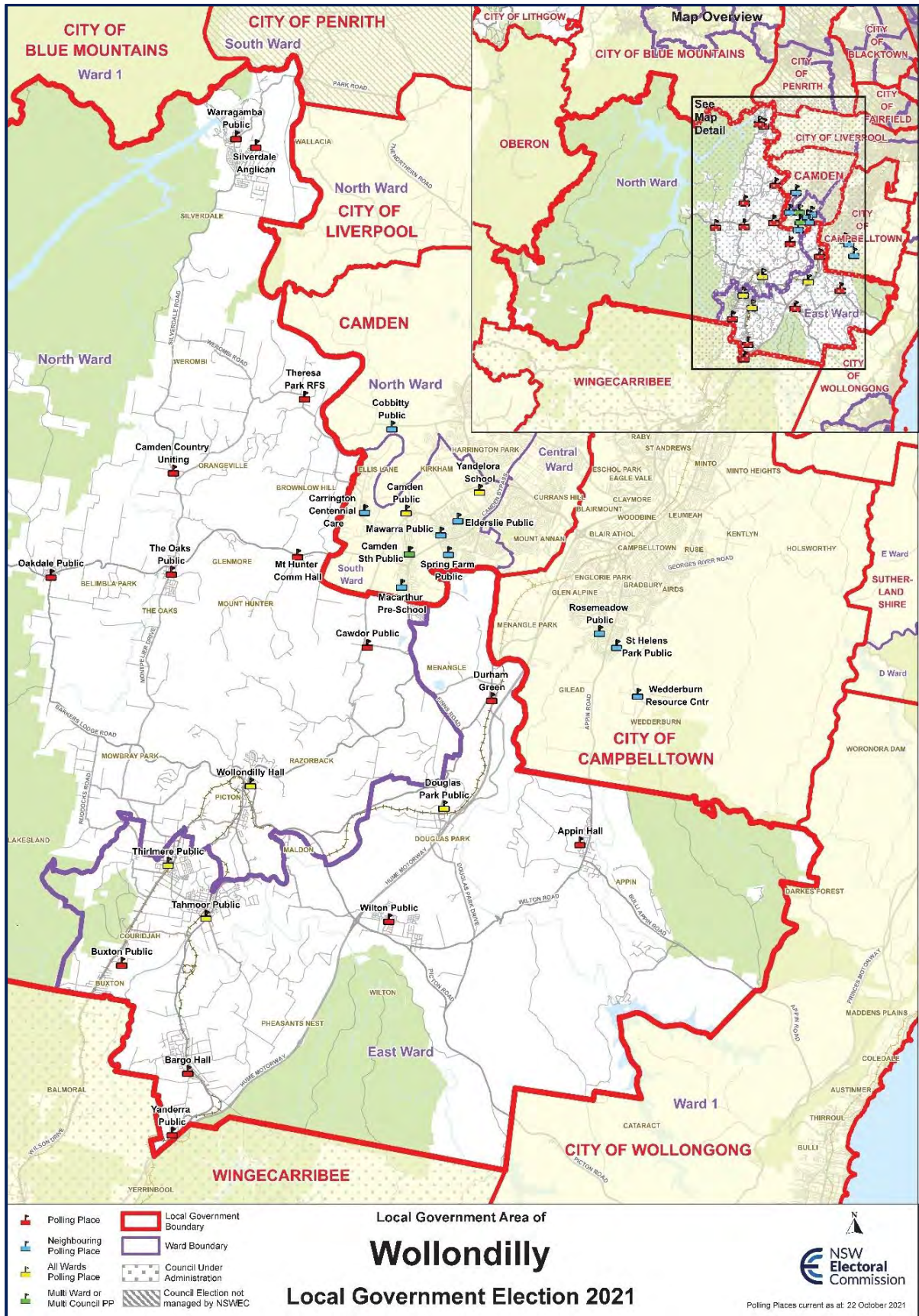
NSW Electoral Commission website analytics

- 39,801 visitors to the Willoughby City Council election web page

Wingecarribee Shire Council

Wingecarribee Shire Council was under administration at the time of the 2021 NSW Local Government elections and did not conduct an election.

Wollondilly Shire Council



Election summary

Divided: East Ward | North Ward

Type of election conducted: Councillor (8 councillors to be elected, 4 from each ward) | Mayor

Enrolment: 36,810 **Residential roll:** 36,805 **Non-residential roll:** 5

Councillor election total votes: 32,956 **Formal:** 29,788 (90.39%) **Informal:** 3,168 (9.61%)

Turnout rate: 89.53%

Mayor election total votes: 33,005 **Formal:** 31,355 (95%) **Informal:** 1,650 (5%)

Turnout rate: 89.66%

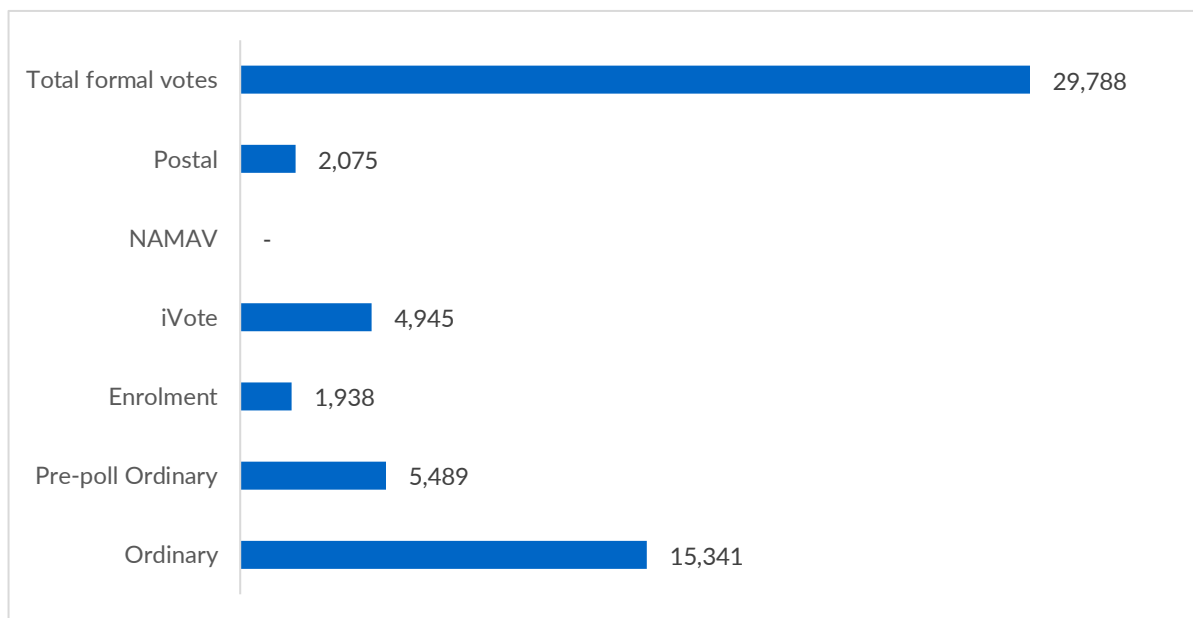
Elected mayor (result declared Tuesday, 21 December 2021)

GOULD Matt, Independent

Elected councillors (result Thursday, 23 December 2021)

Ward	Councillor name	Affiliation
East Ward	BANASIK Michael	Independent
East Ward	BRANDSTATER Suzy	Independent
East Ward	DEETH Matthew	Independent
East Ward	ROGERS Paul	Independent
North Ward	BRIGGS Blair	Independent
North Ward	GIBBS Hilton	Independent
North Ward	HANNAN Judy	Independent
North Ward	SPEARPOINT Beverley	Independent

Formal votes cast by vote type (councillor elections)



Apparent failure to vote notices issued: 3,849

Mayor nominations

Name	Affiliation
KHAN Robert	Independent
BANASIK Michael	Independent
LAW Ray	Independent
GOULD MATT	Independent
HANNAN Judy	Independent

Candidate nominations

Ward	Name	Affiliation
East Ward	BANASIK Michael	Independent
East Ward	BRANDSTATER Suzy	Independent
East Ward	BROWNE Pam	Independent
East Ward	CICHOCKI Stan	Independent
East Ward	CLAYTON Dave	Independent
East Ward	COX Geraldine	Independent
East Ward	DEETH Matthew	Independent

Ward	Name	Affiliation
East Ward	EADE Lauren	Independent
East Ward	FIELD Linda	Independent
East Ward	FRENCH Cathy	Independent
East Ward	HALE Matt	Independent
East Ward	HAWKINS Alexandra	Independent
East Ward	JONES Susan	Independent
East Ward	KHAN Robert	Independent
East Ward	LAW Ray	Independent
East Ward	MEYER Tina	Independent
East Ward	MOOLHUYZEN Ren	Independent
East Ward	PEARCE Nicole	Independent
East Ward	PISCIONERI Michele	Independent
East Ward	POTTER John	Independent
East Ward	ROGERS Paul	Independent
East Ward	RUTTLEY Barry	Independent
East Ward	SHEAHAN Craig	Independent
East Ward	SINGH Karan	Independent
East Ward	STEWART Danny	Independent
East Ward	SZUMSKI Evelyn	Independent
East Ward	TALBOT Sarah	Independent
East Ward	TURNER Donna	Independent
East Ward	TURNER Peter	Independent
East Ward	VEECH Tia	Independent
North Ward	BERG Elizabeth	Independent
North Ward	BJORKLUND Judith	Independent
North Ward	BRAJUHA Lino	Independent
North Ward	BRIGGS Blair	Independent
North Ward	COOPER Helen	Independent
North Ward	CUSCHIERI Rosette	Independent
North Ward	DUGGAN Michael	Independent

Ward	Name	Affiliation
North Ward	GIBBS Hilton	Independent
North Ward	GOULD Matt	Independent
North Ward	GRIMSTON Shaun	Independent
North Ward	HANNAN Judy	Independent
North Ward	HARLOR Sandra	Independent
North Ward	HARRISON Sophie	Independent
North Ward	HEYDON Lauren	Independent
North Ward	HILL Trish	Independent
North Ward	JENSON Jacqueline	Independent
North Ward	KAYE Cindy	Independent
North Ward	KENNETT Georgie	Independent
North Ward	KLEIN Karl	Independent
North Ward	LOWRY Noel	Independent
North Ward	MACALLISTER Rosemary	Independent
North Ward	MAMMONE Tiffany	Independent
North Ward	MILLANTA Blake	Independent
North Ward	MITCHELL Teonie	Independent
North Ward	REARDON-SMALL Michael	Independent
North Ward	SPEARPOINT Beverley	Independent

Councillor nominations withdrawn or rejected

Ward	Rejected	Withdrawn
East Ward	0	0
North Ward	1	0

Election operations

Election day staffing

Position	Number
Declaration vote issuing officers	24
Deputy polling place managers	20
Election officials	160
Polling place managers	20
Total	224

Number of polling places

Type	Number
Pre-poll (early voting) centres	2
Election day polling places	20

Returning Officer's office

- 98 York Street, Tahmoor NSW 2573

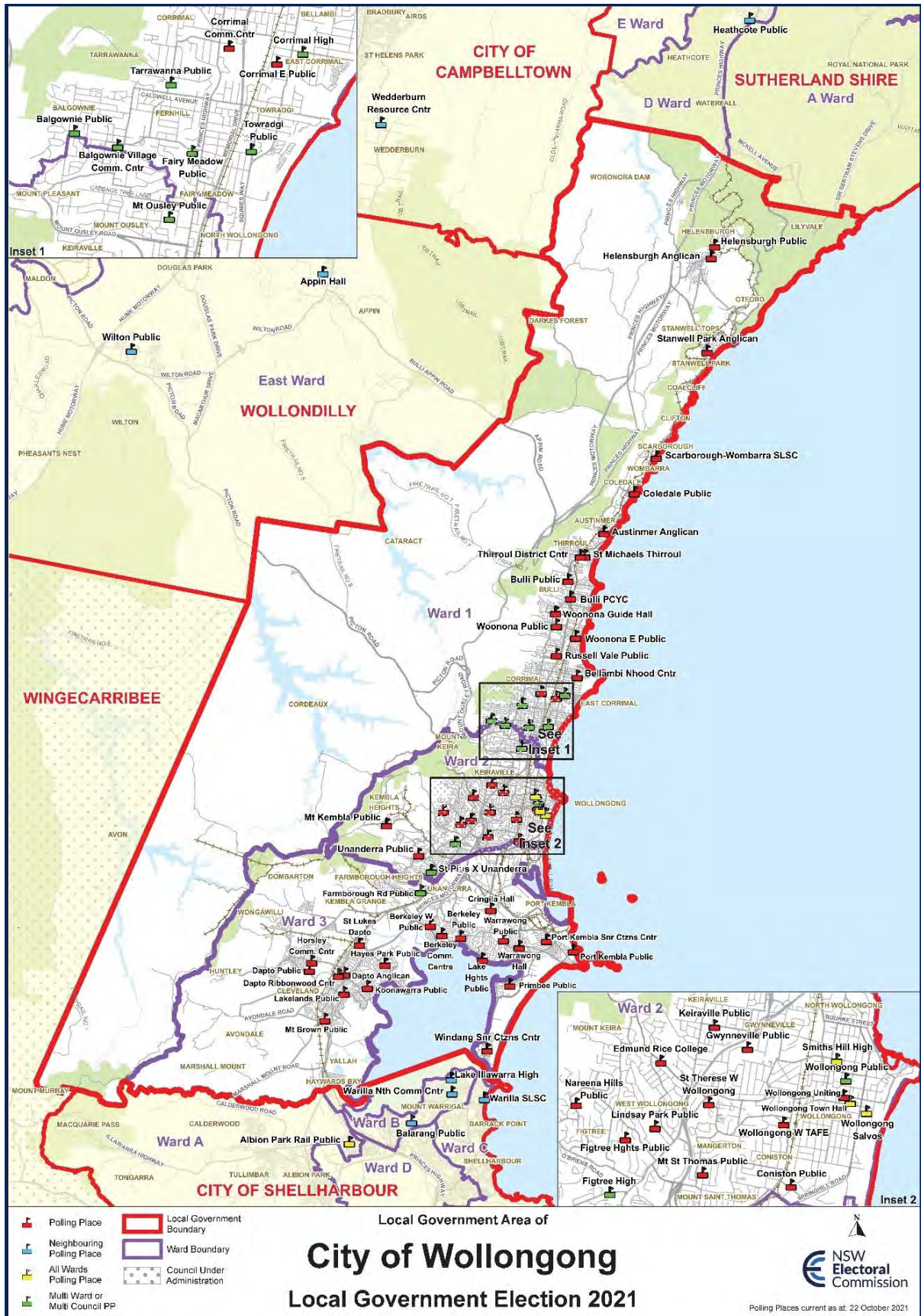
Election costs

- Invoiced election cost: \$305,158
- Cost per elector: \$8.29

NSW Electoral Commission website analytics

- 14,022 visitors to the Wollondilly Shire Council election web page

Wollongong City Council



Election summary

Divided: Ward 1 | Ward 2 | Ward 3

Type of election conducted: Councillor (12 councillors to be elected, 4 from each ward) | Mayor

Enrolment: 154,913 **Residential roll:** 154,896 **Non-residential roll:** 17

Councillor election total votes: 131,613 **Formal:** 124,509 (94.6%) **Informal:** 7,104 (5.4%)

Turnout rate: 84.96%

Mayor election total votes: 131,740 **Formal:** 127,240 (96.58%) **Informal:** 4,500 (3.42%)

Turnout rate: 85.04%

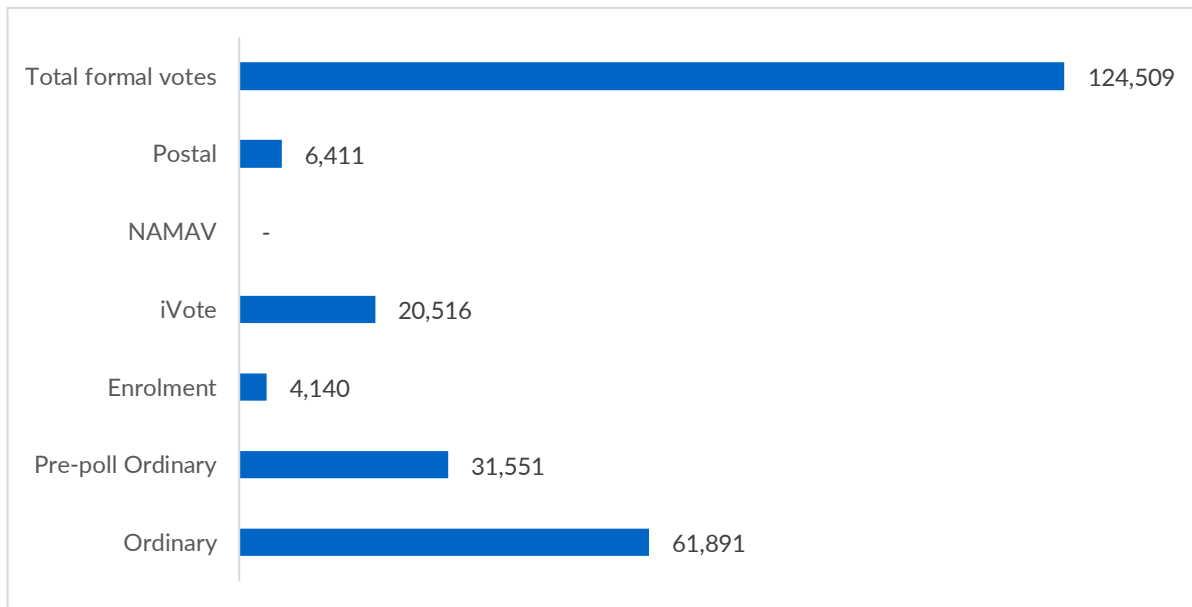
Elected mayor (result declared Tuesday, 21 December 2021)

BRADBERRY Gordon, Independent

Elected councillors (result declared Thursday, 23 December 2021)

Ward	Councillor name	Affiliation
Ward 1	COX Mithra	The Greens
Ward 1	KERSHAW Janice	Labor
Ward 1	MARTIN Richard	Labor
Ward 1	WALTERS Cameron	Liberal
Ward 2	BLAKEY Catherine	The Greens
Ward 2	BROWN David	Labor
Ward 2	BROWN Tania	Labor
Ward 2	DORAHY John	Liberal
Ward 3	AITKEN Elisha	Liberal
Ward 3	CAMPBELL Linda	Labor
Ward 3	FIGLIOMENI Dom	Independent
Ward 3	MARTIN Ann	Labor

Formal votes cast by vote type (councillor elections)



Apparent failure to vote notices issued: 17,983

Mayoral nominations

Name	Affiliation
ANTHONY Andrew	Sustainable Australia Party – Stop Overdevelopment/Corruption
BRADBERY Gordon	Independent
BROWN Tania	Labour
COX Mithra	The Greens
DORAHY John	Liberal
GLYKIS Marie	Independent

Mayor nominations withdrawn or rejected: 0

Candidate nominations

Ward	Name	Affiliation
Ward 1	BAIRD Dallas	Labor
Ward 1	BATTEN Bronwyn	The Greens
Ward 1	CLIFFORD Philip	Liberal
Ward 1	COX Mithra	The Greens

Ward	Name	Affiliation
Ward 1	CUBBY Martin	The Greens
Ward 1	JOHNSON Wade	Science Party
Ward 1	KERSHAW Janice	Labor
Ward 1	KERSHAW Thomas	Labor
Ward 1	MARTIN Richard	Labor
Ward 1	MORTIMER-FOX Moira	Liberal
Ward 1	NASH Rochelle	Liberal
Ward 1	WALTERS Cameron	Liberal
Ward 1	YOUNG Stephen	The Greens
Ward 2	ANTHONY Andrew	Sustainable Australia Party – Stop Overdevelopment/Corruption
Ward 2	BAMBRICK Tom	Labor
Ward 2	BARNETT Neil	Labor
Ward 2	BLAKEY Catherine	The Greens
Ward 2	BROWN David	Labor
Ward 2	BROWN Tania	Labor
Ward 2	BURROWS Christine	Independent
Ward 2	CHEUNG Harris	The Greens
Ward 2	CRISTINI Rhonda	Liberal
Ward 2	DE VIVE Suzanne	Sustainable Australia Party – Stop Overdevelopment/Corruption
Ward 2	DORAHY John	Liberal
Ward 2	FULTON Ricky	Sustainable Australia Party – Stop Overdevelopment/Corruption
Ward 2	GILL John	Sustainable Australia Party – Stop Overdevelopment/Corruption
Ward 2	GLYKIS Marie	Independent
Ward 2	GROGAN Thomas	Independent
Ward 2	HARMER Jacinta	Liberal
Ward 2	IQBAL Asim	Liberal
Ward 2	KELLY Christine	Independent
Ward 2	MARTINEZ Elena	The Greens

Ward	Name	Affiliation
Ward 2	MEYRICK Louise	Independent
Ward 2	TAKACS George	The Greens
Ward 2	WORTHINGTON Lesley	Independent
Ward 3	AITKEN Elisha	Liberal
Ward 3	ATKINS David	Labor
Ward 3	BRADBERRY Gordon	Independent
Ward 3	CAMPBELL Linda	Labor
Ward 3	CRISTINI Rennie	Liberal
Ward 3	DIXON Jamie	The Greens
Ward 3	FIGLIOMENI Dom	Independent
Ward 3	GALLAGHER Terry	Independent
Ward 3	JAMES Adam	The Greens
Ward 3	KOWALCZYK Joanne	Labor
Ward 3	MARTIN Ann	Labor
Ward 3	MORATH Jacob	Liberal
Ward 3	REESE Malika	The Greens
Ward 3	WATERS Donna	Independent
Ward 3	WHITTAKER Jess	The Greens
Ward 3	WILSON James	Liberal

Councillor nominations withdrawn or rejected: 0

Election operations

Election day staffing

Position	Number
Declaration vote issuing officers	90
Deputy polling place managers	64
Election officials	560
Polling place managers	64
Total	778

Number of polling places

Type	Number
Pre-poll (early voting) centres	6
Election day polling places	64

Returning Officer's office

- 65-69 Keira Street, Wollongong NSW 2500

Election costs

- Invoiced election cost: \$1,194,647
- Cost per elector: \$7.71

NSW Electoral Commission website analytics

- 78,078 visitors to the Wollongong City Council election web page

Woollahra Municipal Council



Election summary

Divided: Bellevue Hill Ward | Cooper Ward | Double Bay Ward | Paddington Ward | Vaucluse Ward

Type of election conducted: Councillor (15 councillors to be elected, 3 from each ward)

Enrolment: 39,871 **Residential roll:** 39,868 **Non-residential roll:** 3

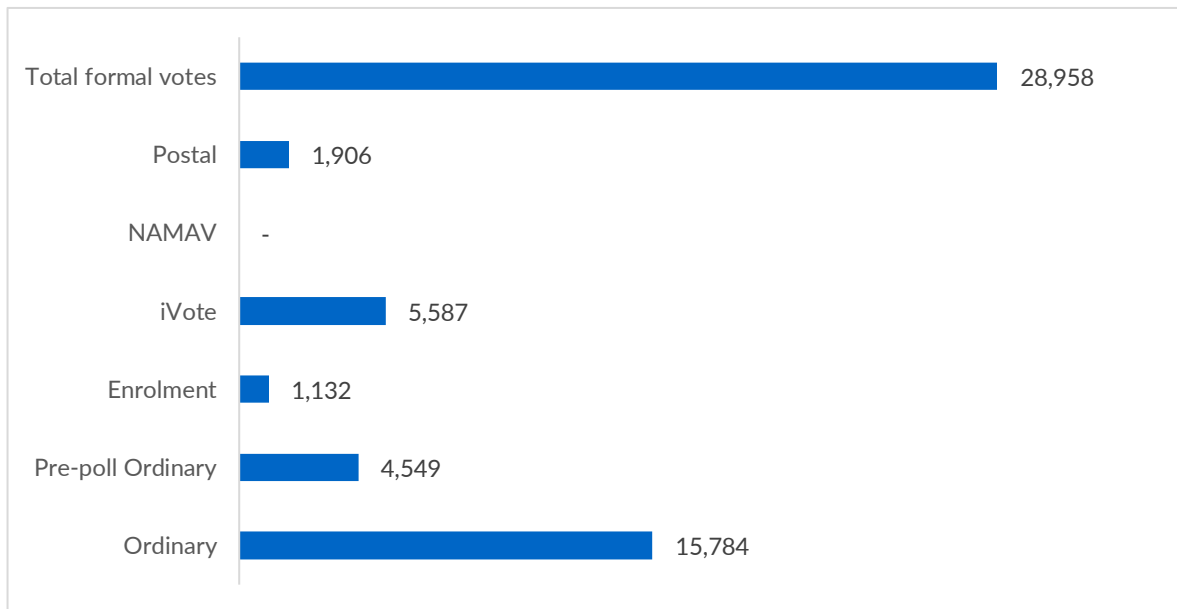
Councillor election total votes: 29,841 **Formal:** 28,958 (97.04%) **Informal:** 883 (2.96%)

Turnout rate: 74.84%

Elected councillors (result declared Cooper Ward Thursday, 23 December 2021; East/North/Bellevue Hill/Double Bay/Paddington and Vaucluse Ward results declared Wednesday, 22 December 2021)

Ward	Councillor name	Affiliation
Bellevue Hill Ward	CARMICHAEL Sean	Liberal
Bellevue Hill Ward	REGAN Lucinda	Residents First Woollahra
Bellevue Hill Ward	SHAPIRO Isabelle	Liberal
Cooper Ward	ELSING Luise	Residents First Woollahra
Cooper Ward	GRIEVE Nicola	The Greens
Cooper Ward	SWAN Sarah	Liberal
Double Bay Ward	SHIELDS Richard	Liberal
Double Bay Ward	SILCOCKS Mark	Residents First Woollahra
Double Bay Ward	ZELTZER Toni	Liberal
Paddington Ward	CAVANAGH Peter	Liberal
Paddington Ward	PRICE Harriet	Residents First Woollahra
Paddington Ward	ROBERTSON Matthew	The Greens
Vaucluse Ward	HALKERSTON WITT Merrill	Residents First Woollahra
Vaucluse Ward	JARVIS Mary-Lou	Liberal
Vaucluse Ward	WYNNE Susan	Liberal

Formal votes cast by vote type



Apparent failure to vote notices issued: 7,624

Candidate nominations

Ward	Name	Affiliation
Bellevue Hill Ward	ARDOUIN James	Liberal
Bellevue Hill Ward	CARMICHAEL Sean	Liberal
Bellevue Hill Ward	FALSTEIN Michelle	Residents First Woollahra
Bellevue Hill Ward	REGAN Lucinda	Residents First Woollahra
Bellevue Hill Ward	SHAPIRO Isabelle	Liberal
Bellevue Hill Ward	THOMAS Hannah	Residents First Woollahra
Cooper Ward	COULTON Dixie	Liberal
Cooper Ward	ELSING Luise	Residents First Woollahra
Cooper Ward	EXCELL Tanya	The Greens
Cooper Ward	GRIEVE Nicola	The Greens
Cooper Ward	MITCHELL Jeanette	Liberal
Cooper Ward	PRICE Darcy	Residents First Woollahra
Cooper Ward	SWAN Sarah	Liberal
Cooper Ward	WHITE Rosie	The Greens
Cooper Ward	WIVELL PLATER Claire	Residents First Woollahra

Ward	Name	Affiliation
Double Bay Ward	BLACKWOOD Torsten	Residents First Woollahra
Double Bay Ward	OLAH Karin	Residents First Woollahra
Double Bay Ward	SHIELDS Richard	Liberal
Double Bay Ward	SILCOCKS Mark	Residents First Woollahra
Double Bay Ward	TSOR David	Liberal
Double Bay Ward	ZELTZER Toni	Liberal
Paddington Ward	ARYA Hawa	The Greens
Paddington Ward	CAVANAGH Peter	Liberal
Paddington Ward	GREEN Martin	Residents First Woollahra
Paddington Ward	JARNASON Susan	The Greens
Paddington Ward	JARVIS Georgina	Liberal
Paddington Ward	O'DONNELL Rebecca	Residents First Woollahra
Paddington Ward	PRICE Harriet	Residents First Woollahra
Paddington Ward	ROBERTSON Matthew	The Greens
Paddington Ward	WOODGATE Hugh	Liberal
Vaucluse Ward	BERRY Kevin	Liberal
Vaucluse Ward	CULLEN Claudia	Residents First Woollahra
Vaucluse Ward	HALKERSTON WITT Merrill	Residents First Woollahra
Vaucluse Ward	JARVIS Mary-Lou	Liberal
Vaucluse Ward	JUDD Maria	Residents First Woollahra
Vaucluse Ward	WYNNE Susan	Liberal

Councillor nominations withdrawn or rejected: 0

Election operations

Election day staffing

Position	Number
Declaration vote issuing officer	18
Deputy polling place managers	16
Election officials	141
Polling place managers	16
Total	191

Number of polling places

Type	Number
Pre-poll (early voting) centres	2
Election day polling places	16

Returning Officer's office

- Level 4, 202-233 New South Head Road, Edgecliff NSW 2027

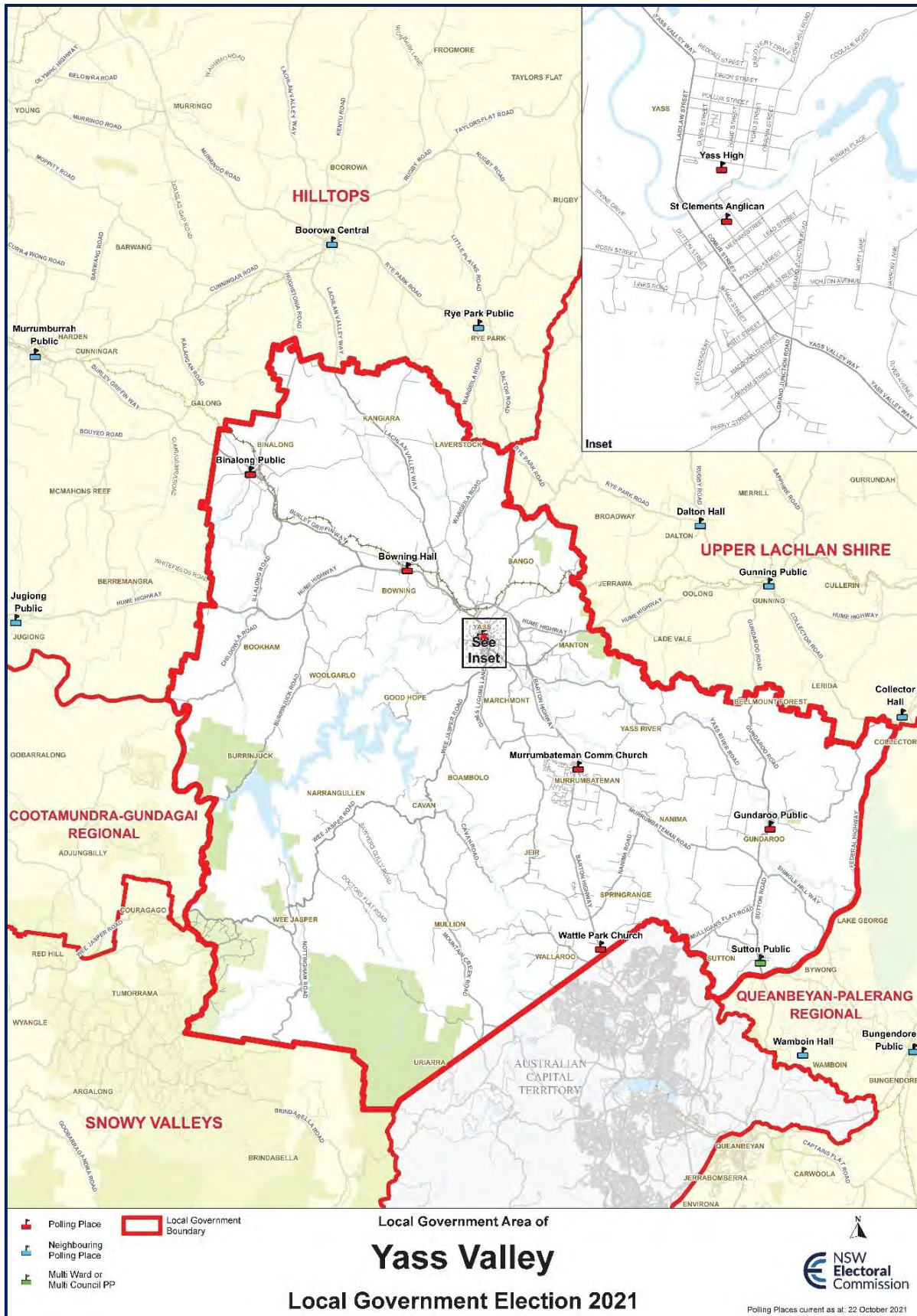
Election costs

- Invoiced election cost: \$448,182
- Cost per elector: \$11.24

NSW Electoral Commission website analytics

- 18,185 visitors to the Woollahra Municipal Council election web page

Yass Valley Council



Election summary

Undivided council

Type of election conducted: Councillor (9 councillors to be elected)

Enrolment: 12,489 **Residential roll:** 12,483 **Non-residential roll:** 6

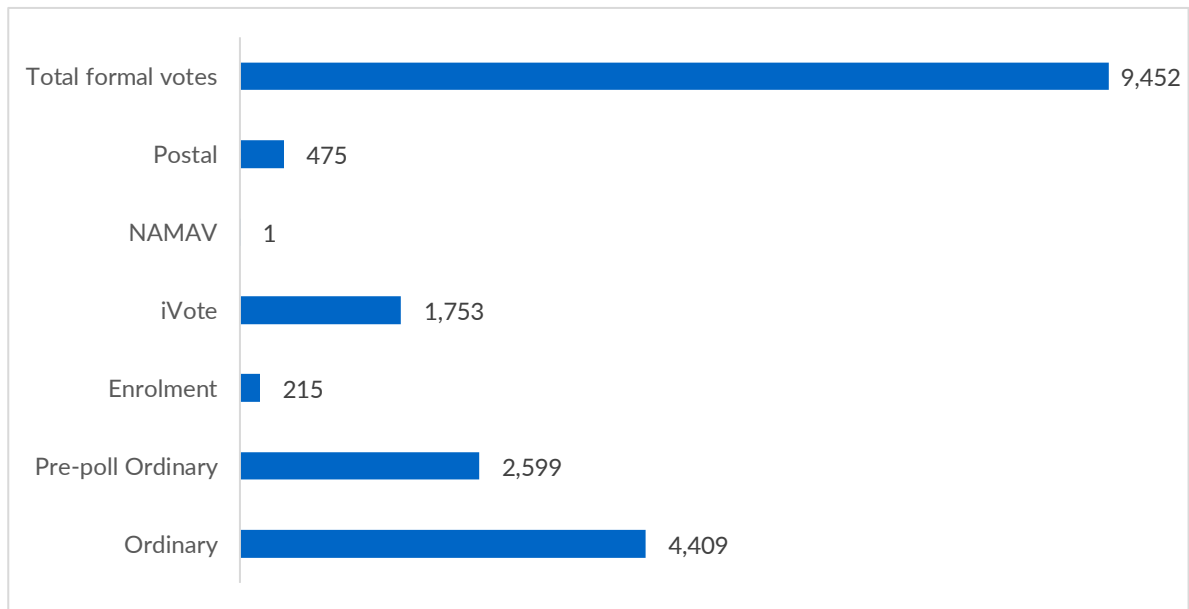
Councillor election total votes: 10,044 **Formal:** 9,452 (94.11%) **Informal:** 592 (5.89%)

Turnout rate: 80.42%

Elected councillors (result declared Tuesday, 21 December 2021)

Councillor name	Affiliation
ABBEY Jim	Independent
BURGESS Cecil	Independent
BUTLER Kristin	Independent
CAMERON Adrian	The Greens
JONES Jasmin	Independent
MCGRATH Allan	Independent
POTHAN Cayla	Independent
REID Mike	Independent
TURNER Kim	Independent

Formal votes cast by vote type



Apparent failure to vote notices issued: 2,062

Candidate nominations

Name	Affiliation
ABBEY Jim	Independent
BUFFINGTON Bob	Independent
BURGESS Cecil	Independent
BUTLER Kristin	Independent
CAMERON Adrian	The Greens
CRABB Steve	The Greens
CULLEN Tanya	The Greens
DEALE Ryan	Independent
ECKER Saan	The Greens
FYFE Iain	The Greens
GINN Bill	Independent
JONES Jasmin	Independent
MCGRATH Allan	Independent
POTHAN Cayla	Independent
REID Mike	Independent

Name	Affiliation
TURNER Kim	Independent
WALSH Harvey	Independent

Councillor nominations withdrawn or rejected: 2 rejected

Election operations

Election day staffing

Position	Number
Declaration vote issuing officers	4
Deputy polling place managers	8
Election officials	53
Polling place managers	8
Total	73

Number of polling places

Type	Number
Pre-poll (early voting) centres	1
Election day polling places	8

Returning Officer's office

- Unit A-B, 129-133 Bourke Street, Goulburn NSW 2580

Election costs

- Invoiced election cost: \$122,843
- Cost per elector: \$9.84

NSW Electoral Commission website analytics

- 6,421 visitors to the Yass Valley Council election web page