

Report on the conduct of the

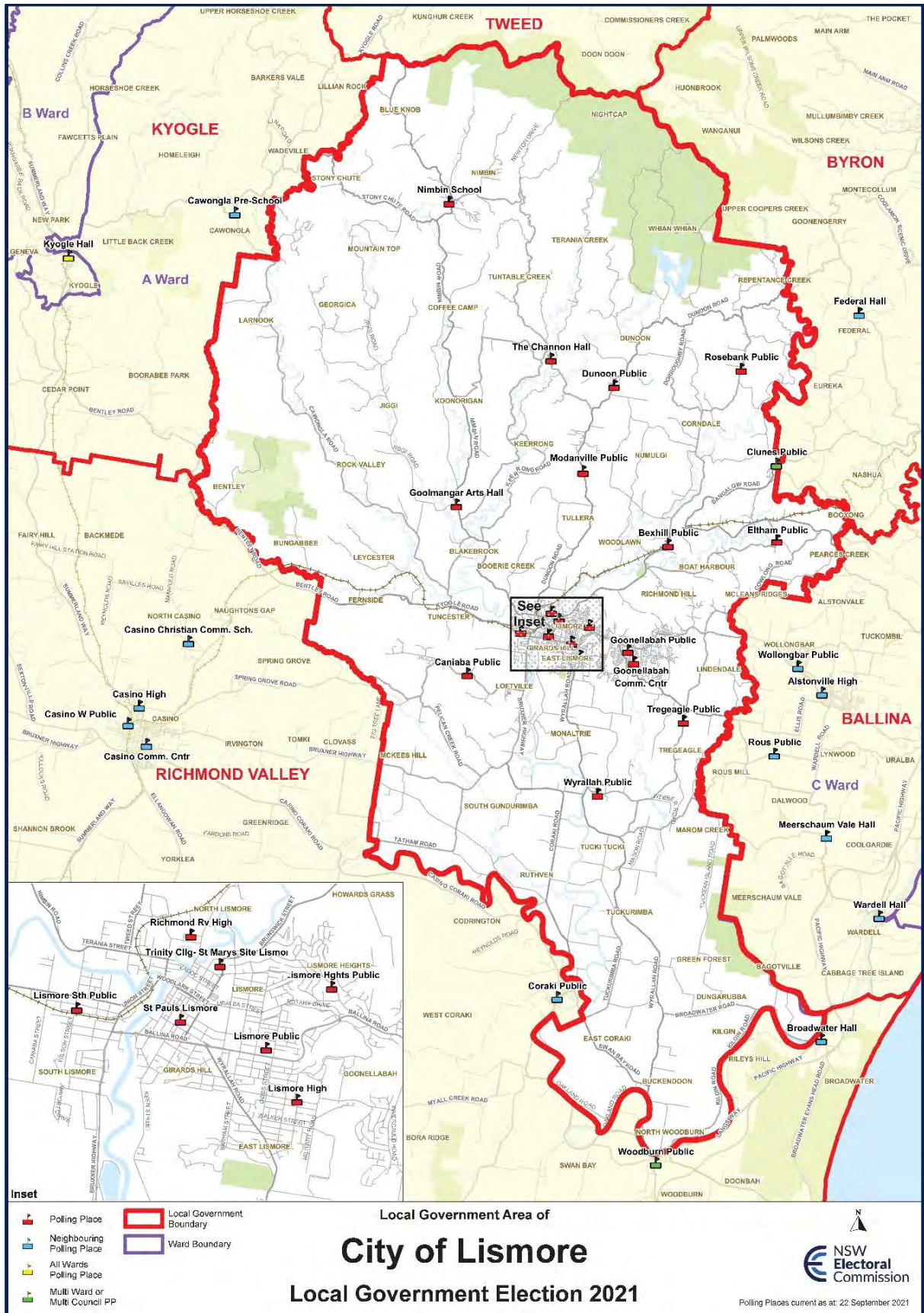
# 2021 NSW Local Government elections

## Part two

Lismore City Council –  
Richmond Valley Council



# Lismore City Council



## Election summary

### Undivided council

**Type of election conducted:** Councillor (10 councillors to be elected) | Mayor

**Enrolment:** 31,531 **Residential roll:** 31,517 **Non-residential roll:** 14

**Councillor election total votes:** 27,088 **Formal:** 25,948 (95.79%) **Informal:** 1,140 (4.21%)

**Turnout rate:** 85.91%

**Mayor election total votes:** 27,044 **Formal:** 26,474 (97.89%) **Informal:** 570 (2.11%)

**Turnout rate:** 85.77%

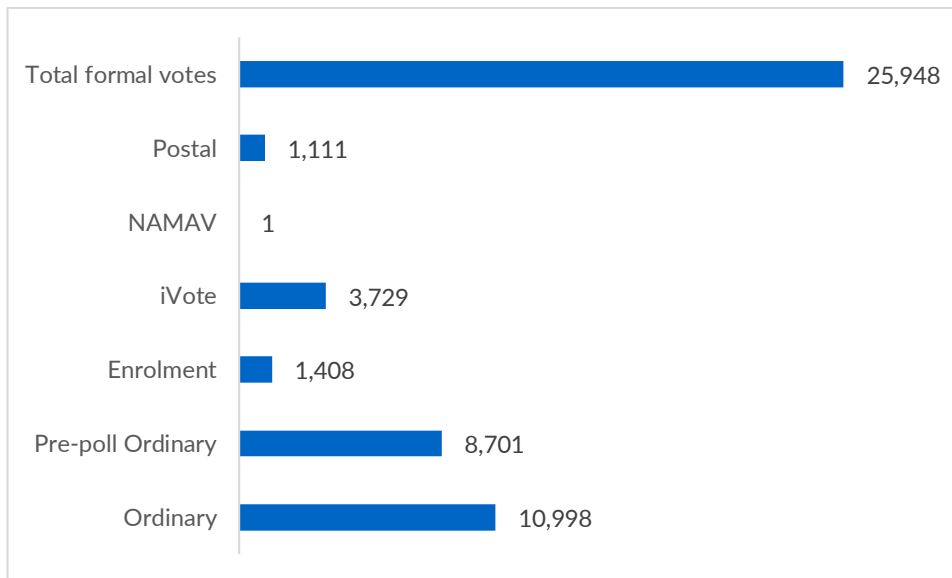
### Elected mayor (result declared Tuesday, 21 December 2021)

KRIEG Steve, Independent

### Elected councillors (result declared Thursday, 23 December 2021)

Councillor name	Affiliation
BING Andrew	Independent
BIRD Eily	Our Sustainable Future
COLBY Peter	Independent
COOK Darlene	Labor
GORDON Andrew	Independent
GRINDON-EKINS Vanessa	The Greens
GUISE Adam	The Greens
HALL Jeri	Independent
JENSEN Electra	Independent
ROB Big	Independent
KRIEG Steve	Independent

## Formal votes cast by vote type (councillor elections)



Apparent failure to vote notices issued: 4,256

## Mayoral nominations

Name	Affiliation
BIRD Elly	Our Sustainable Future
COOK Darlene	Labor
GRINDON-EKINS Vanessa	The Greens
HEALEY Patrick	Independent
KRIEG Steve	Independent
ROB Big	Independent

Mayor nominations withdrawn or rejected: 0

## Candidate nominations

Name	Affiliation
ALBERTINI Angela	
BANBURY Linda	The Greens
BATTISTA Rebekka	Independent
BELL Kevin	Labor
BING Andrew	Independent
BINNS Andrew	Independent
BIRD Elly	Our Sustainable Future
BUTCHER Darren	Independent
CLOUGH Simon	Our Sustainable Future
COHEN Georgina	Independent
COLBY Peter	Independent
COOK Darlene	Labor
CORONAKES Alexander	Independent
DEEGAN Paul	Independent
DURHEIM Tony	Independent
FROST Sarah	Independent
GORDON Andrew	Independent
GRAHAM Keith	Independent
GRINDON-EKINS Vanessa	The Greens
GUISE Adam	The Greens
HAHN Christine	Animal Justice Party
HALL Jeri	Independent
HEALEY Patrick	Independent
JACKSON Jyll (Jyllie)	Our Sustainable Future
JENSEN Electra	Independent
KNIGHT-SMITH Jasmine	Labor
KNIGHT-SMITH Joy	Labor
KNIGHT Christopher	Independent
KRIEG Steve	Independent

Name	Affiliation
MARX-HAHN Saskja	Animal Justice Party
MILLER Kashmir	The Greens
O'NEILL Paul	Independent
ODDIE William	Labor
PIDCOCK Nardia	Independent
RAY Deborah	Our Sustainable Future
ROB Big	Independent
SALMON Shae	The Greens
TRIMBLE Gwen	Our Sustainable Future
VIDLER-BLANKSBY Nora	Independent
VIEIRA-SILVA Carlos	Our Sustainable Future
WATERS Alison	Animal Justice Party
WEBB Geoffrey	Independent
WOODGATE Craig	Animal Justice Party
WOODGATE Naomi	Animal Justice Party
YOUNG Ivy	The Greens
ZANETTE Jeffrey	Independent

Councillor nominations withdrawn or rejected: 0

## Election operations

### Election day staffing

Position	Number
Declaration vote issuing officers	12
Deputy polling place managers	22
Election officials	143
Polling place managers	22
<b>Total</b>	<b>199</b>

### Number of polling places

Type	Number
Pre-poll (early voting) centres	2
Election day polling places	22

### Returning Officer's office

- 125 Woodlark Street, Lismore NSW 2480

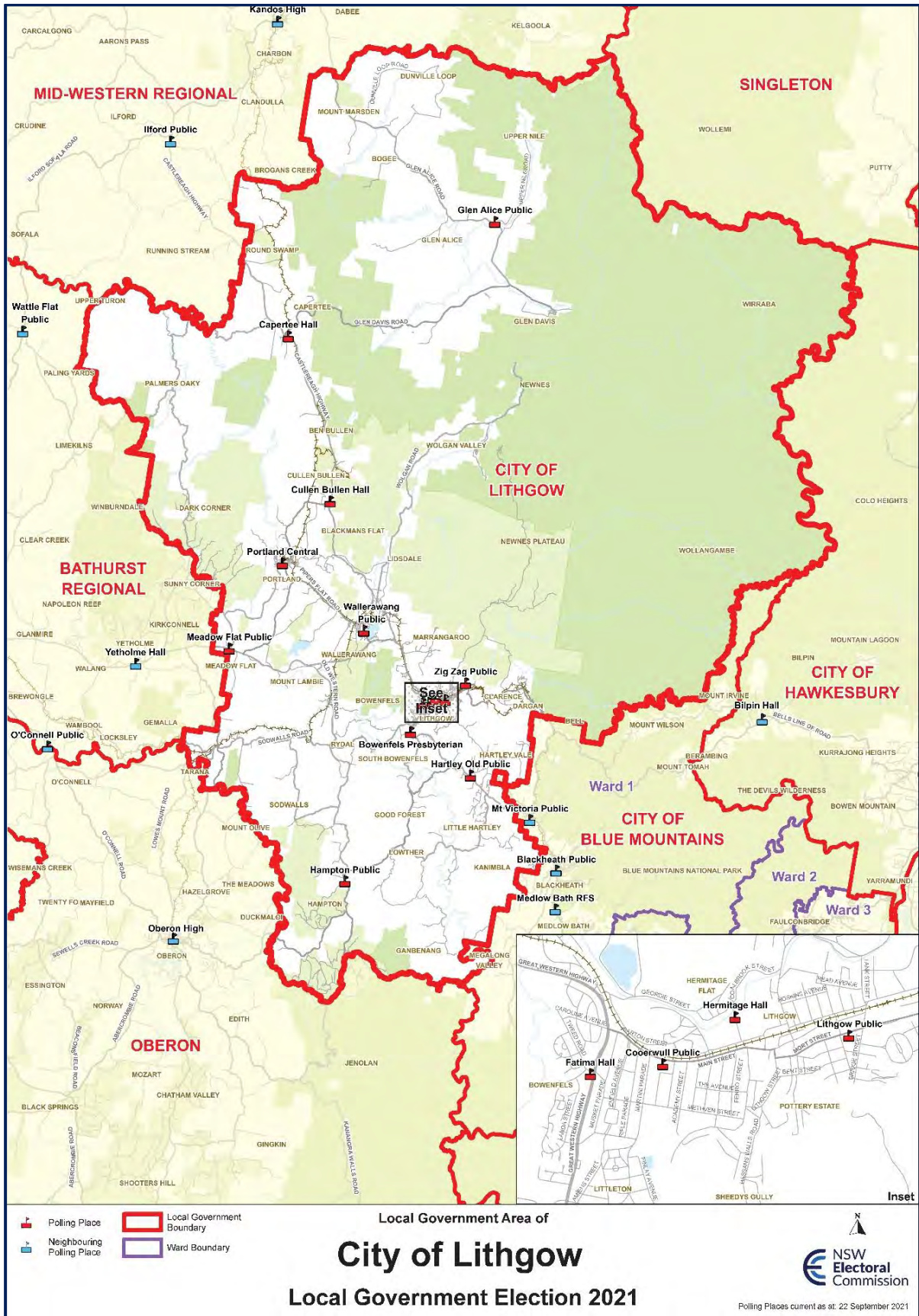
### Election costs

- Invoiced election cost: \$318,378
- Cost per elector: \$10.10

### NSW Electoral Commission website analytics

- 14,124 visitors to the Lismore City Council election web page

# City of Lithgow Council





## Election summary

### Undivided council

**Type of election conducted:** Councillor (9 councillors to be elected)

**Enrolment:** 15,856 **Residential roll:** 15,843 **Non-residential roll:** 13

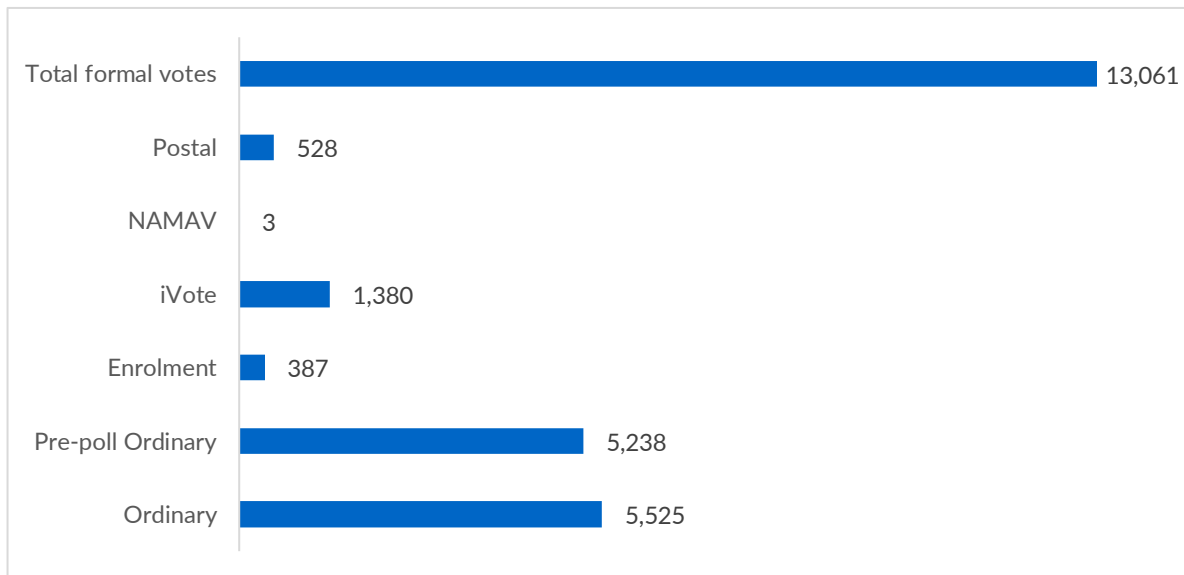
**Councillor election total votes:** 13,697 **Formal:** 13,061 (95.36%) **Informal:** 636 (4.64%)

**Turnout rate:** 86.38%

### Elected councillors (result declared Wednesday, 22 December 2021)

Councillor name	Affiliation
BRYCE Almudena	Independent
COLEMAN Cass	
GOODSELL Deanna	Independent
GOODWIN Darryl	Independent
LESSLIE Stephen	
MAHONY Eric	
MCGHIE Stuart	Independent
O'CONNOR Col	Independent
STATHAM Maree	Independent

## Formal votes cast by vote type



Apparent failure to vote notices issued: 1,770

## Candidate nominations

Name	Affiliation
ANTHES Glenda	Independent
BRYCE Almudena	Independent
CHAMBERS Gayle	Independent
COLEMAN Cass	
ELWELL-COOK Elizabeth (Bess)	Independent
FAVELL Julie	
FELTHAM Gai	Independent
FITZPATRICK Ethan	
GOODSELL Deanna	Independent
GOODWIN Darryl	Independent
GRACEY Peter	Independent
GREGORY Susan	
HOY Lucille	Independent
JOYCE Teric	Independent
KUS Shannon	Independent

Name	Affiliation
LAING Clive	
LESSLIE Stephen	
LIPTAK David	Independent
MAHONY Eric	
MCGHIE Stuart	Independent
MORTIMER Greg	
O'CONNOR Col	Independent
PILBEAM Peter	Independent
RING Steve	Independent
RUF Marcia	Independent
SMITH Jeffrey	
STATHAM Maree	Independent
TURNER-NOWAK Lisa	
VAN DER KLEY Jessica	Independent
WADE Shane	Independent
WARREN Martyn	Independent
WERNER Ashlea	Independent

Councillor nominations withdrawn or rejected: 0

## Election operations

### Election day staffing

Position	Number
Declaration vote issuing officers	3
Deputy polling place managers	14
Election officials	73
Polling place managers	14
<b>Total</b>	<b>104</b>

**Number of polling places**

Type	Number
Pre-poll (early voting) centres	1
Election day polling places	14

**Returning Officer's office**

- Shop 8, 4 Valley Drive, Pottery Estate NSW 2790

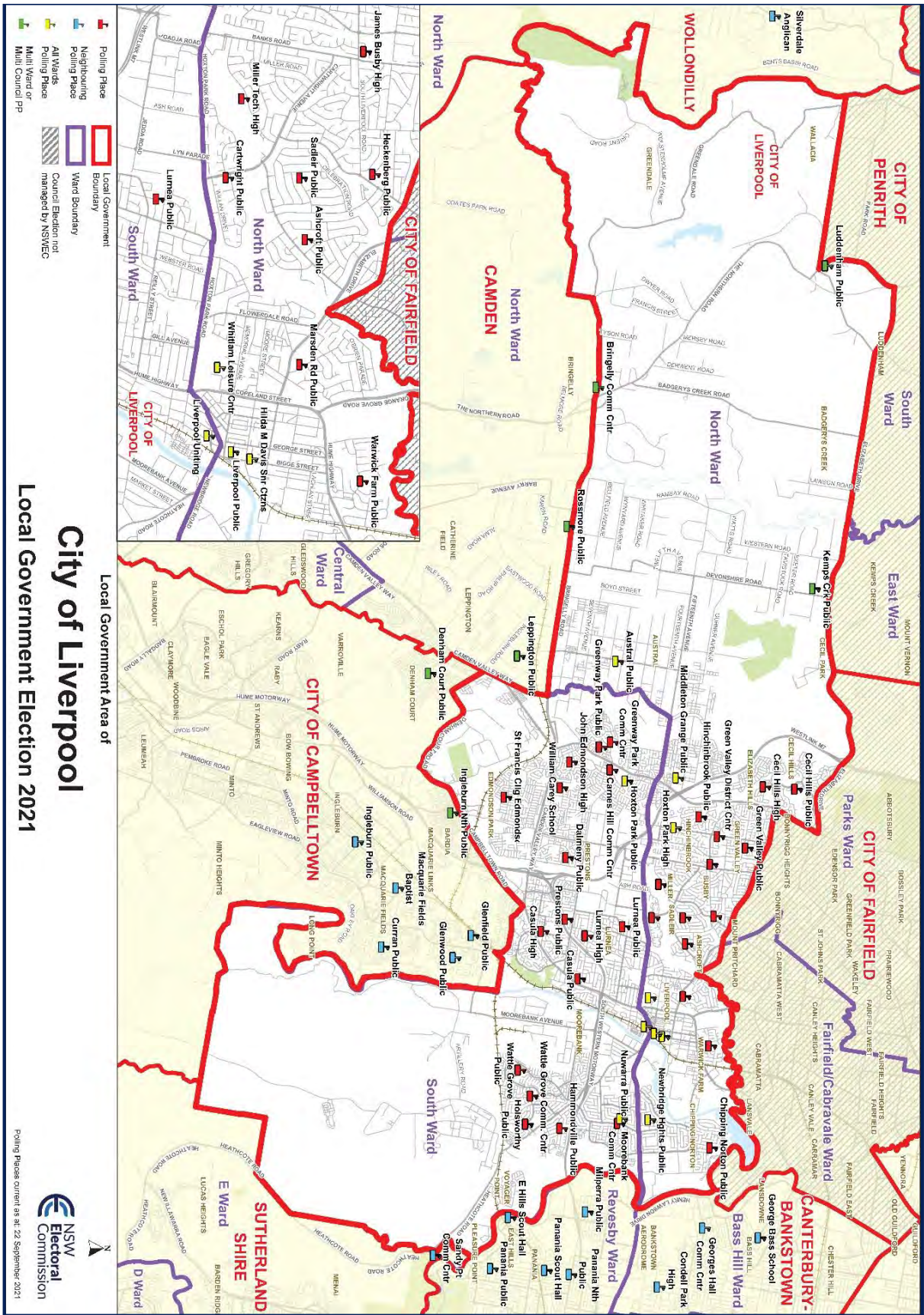
**Election costs**

- Invoiced election cost: \$177,790
- Cost per elector: \$11.21

**NSW Electoral Commission website analytics**

- 4,587 visitors to the Lithgow City Council election web page

# Liverpool City Council



Local Government Election 2021

## Election summary

**Divided:** North Ward | South Ward

**Type of election conducted:** Councillor (10 councillors to be elected, 5 from each ward) | Mayor

**Enrolment:** 144,699 **Residential roll:** 144,570 **Non-residential roll:** 129

**Councillor election total votes:** 120,454 **Formal:** 109,624 (91.01%) **Informal:** 10,830 (8.99%)

**Turnout rate:** 83.23%

**Mayor election total votes:** 120,656 **Formal:** 115,177 (95.46%) **Informal:** 5,479 (4.54%)

**Turnout rate:** 83.38%

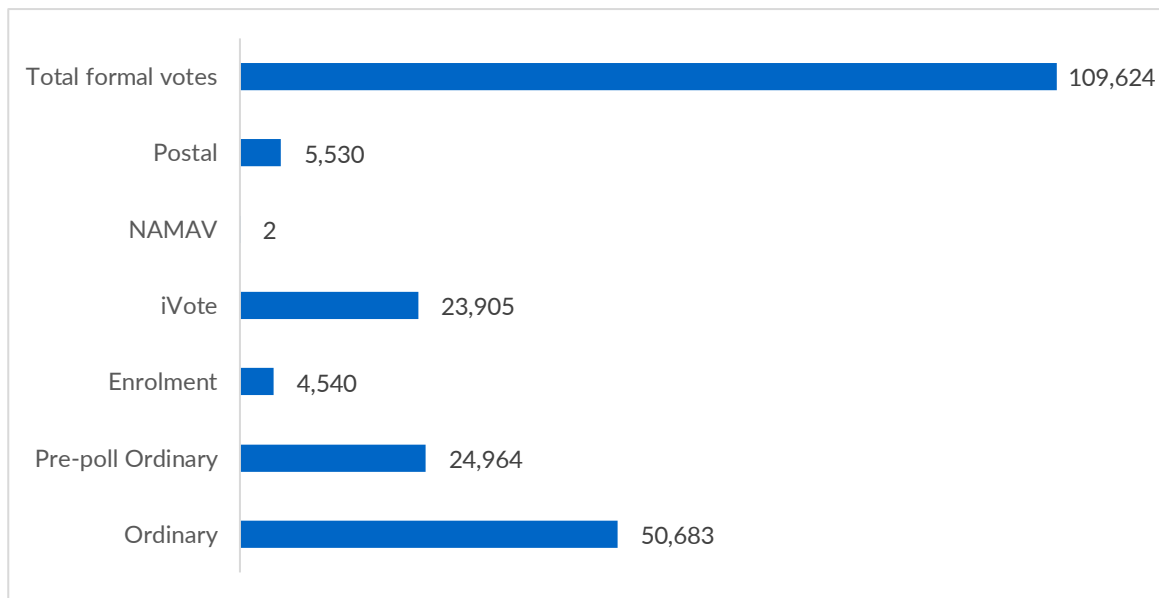
### Elected mayor (result declared Tuesday, 21 December 2021)

MANNOUN Ned, Liberal

### Elected councillors (result declared Thursday, 23 December 2021)

Ward	Councillor name	Affiliation
North Ward	GOODMAN Mel	Liberal
North Ward	HADID Mazhar	Liberal
North Ward	HAGARTY Nathan	Labor
North Ward	HARLE Peter	Liverpool Community Independents Team
North Ward	KARNIB Ali	Labor
South Ward	AMMOUN Richard	Liberal
South Ward	GREEN Betty	Labor
South Ward	KALIYANDA Charishma	Labor
South Ward	MACNAUGHT Fiona	Liberal
South Ward	RHODES Karress	Liverpool Community Independents Team

## Formal votes cast by vote type (councillor elections)



Apparent failure to vote notices issued: 20,641

## Mayoral nominations

Name	Affiliation
ANDJELKOVIC Milomir (Michael)	Independent
HAGARTY Nathan	Labor
HARLE Peter	Liverpool Community Independents Team
MANNOUN Ned	Liberal
MORSLED Asm	The Greens

Mayor nominations withdrawn or rejected: 1 rejected, 0 withdrawn

## Candidate nominations

Ward	Name	Affiliation
North Ward	ANDJELKOVIC Milomir (Michael)	Independent
North Ward	AYUBI Abdul	The Greens
North Ward	BAKOVIC Vasilije	Independent
North Ward	CONNERS Marc	Liverpool Community Independents Team
North Ward	ESTEPHEN Tony	Liberal
North Ward	GOODMAN Mel	Liberal
North Ward	HADID Mazhar	Liberal
North Ward	HAGARTY Nathan	Labor
North Ward	HARLE Peter	Liverpool Community Independents Team
North Ward	HARRIS Marella	Independent
North Ward	HOWARD Avery	The Greens
North Ward	IBRAHIM Suriani	The Greens
North Ward	JOCIC Briona	Liverpool Community Independents Team
North Ward	KARNIB Ali	Labor
North Ward	MONAGHAN Ethan	Labor
North Ward	MOORE Criss	Liverpool Community Independents Team
North Ward	NGUYEN Courtney	Liberal
North Ward	PINOSA Robert	Independent
North Ward	RASHID Md	The Greens
North Ward	RYAN Natalija	Independent
North Ward	SALMAN Saad	The Greens
North Ward	SOLAGNA Rayman	Liverpool Community Independents Team
North Ward	STANLEY Christopher	Labor
North Ward	USHER Lorraine	Labor
North Ward	ZADRO Paul	Liberal
South Ward	ADJEI Emmanuel	Liberal
South Ward	AHMAD Alaa	Labor
South Ward	AMMOUN Richard	Liberal



Ward	Name	Affiliation
South Ward	ANDJELKOVIC Nicholas	Independent
South Ward	BABAR Anita	The Greens
South Ward	BARCA Lisa	Liverpool Community Independents Team
South Ward	BRETON Jason	Independent
South Ward	CANCELLARA Toni	Independent
South Ward	CANCERI Anthony	Liverpool Community Independents Team
South Ward	CHILUWAL Dipesh	Independent
South Ward	GLOSSOP Patricia	Labor
South Ward	GREEN Betty	Labor
South Ward	HARTE Denis	Independent
South Ward	HARTE Fiona	Independent
South Ward	HUMPHRIES Alanna	
South Ward	KALIYANDA Charishma	Labor
South Ward	KHAN Amara	The Greens
South Ward	KITIC Goran	Independent
South Ward	LESLIE Lindy	
South Ward	LUCIANO Lorenzo	Independent
South Ward	MACNAUGHT Fiona	Liberal
South Ward	MAHDY Syed	The Greens
South Ward	MANNOUN Ned	Liberal
South Ward	MISHRA Seema	Liberal
South Ward	MORSHED Asm	The Greens
South Ward	REES Peter	Independent
South Ward	RHODES Karress	Liverpool Community Independents Team
South Ward	ROBERTSON David	Independent
South Ward	ROBERTSON Ellie	Independent
South Ward	SADLER Kim	Independent
South Ward	SHUKLA Apurva	The Greens
South Ward	SINGLETON Daniel	Labor
South Ward	STAINES Astra	Liverpool Community Independents Team

Ward	Name	Affiliation
South Ward	TAIATINI Kaloni	Independent
South Ward	TEY Victor	
South Ward	WARD Jackson	Liverpool Community Independents Team

#### Councillor nominations withdrawn or rejected

Ward	Rejected	Withdrawn
North Ward	5	0
South Ward	5	0

## Election operations

### Election day staffing

Position	Number
Declaration vote issuing officers	116
Deputy polling place managers	49
Election officials	490
Polling place managers	48
<b>Total</b>	<b>703</b>

### Number of polling places

Type	Number
Pre-poll (early voting) centres	5
Election day polling places	48

### Returning Officer's office

- 112 Moore Street, Liverpool NSW 2170

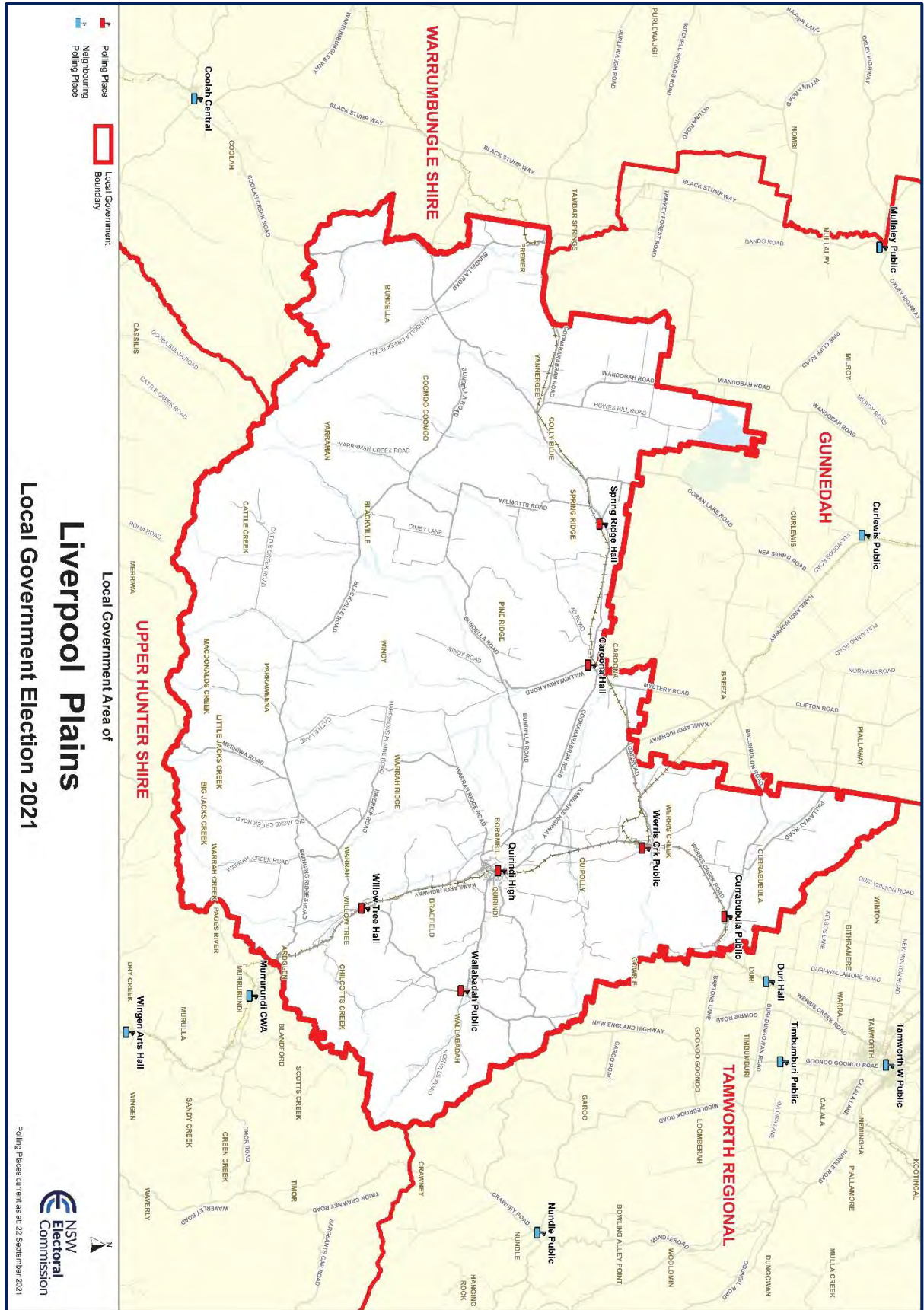
### Election costs

- Invoiced election cost: \$1,063,505
- Cost per elector: \$7.35

### NSW Electoral Commission website analytics

- 65,943 visitors to the Liverpool City Council election web page

# Liverpool Plains Shire Council



## Election summary

### Undivided council

**Type of election conducted:** Councillor (7 councillors to be elected)

**Enrolment:** 5,707 **Residential roll:** 5,707 **Non-residential roll:** 0

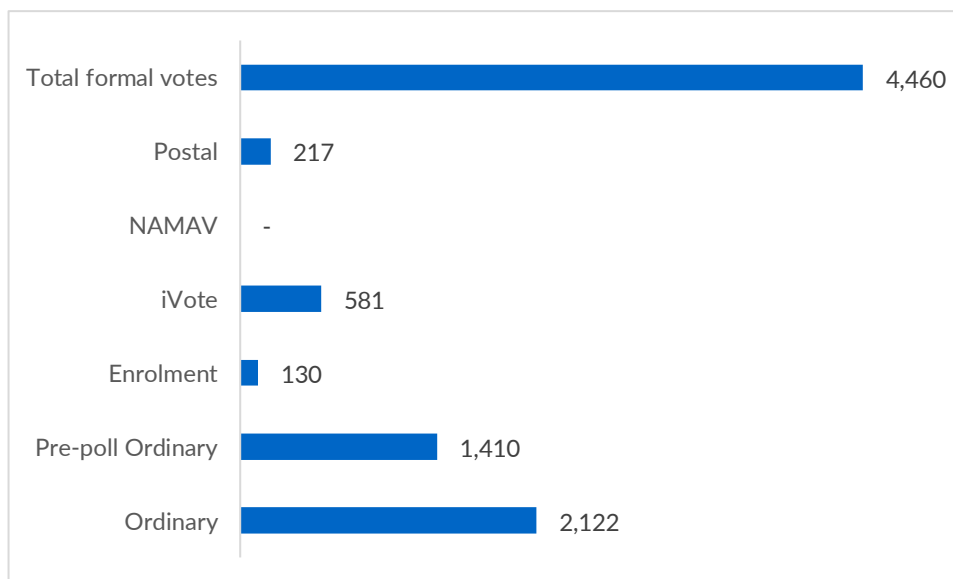
**Councillor election total votes:** 4,716 **Formal:** 4,460 (94.57%) **Informal:** 256 (5.43%)

**Turnout rate:** 82.64%

### Elected councillors (result declared Thursday, 23 December 2021)

Councillor name	Affiliation
ALLAN Jason	Independent
COHEN Terry	
CUDMORE Kenneth	Independent
HAWKINS Doug	
LAWSON Donna	
MOULES Paul	Independent
WYNNE Yvonne	
DAY Frances	

### Formal votes cast by vote type



**Apparent failure to vote notices issued:** 748

## Candidate nominations

Name	Affiliation
ALLAN Jason	Independent
COHEN Terry	
CUDMORE Kenneth	Independent
GUTHRIE Mark	
HAWKINS Doug	
JACKSON Anthony	
LAWSON Donna	
LOBSEY Ian	
MOULES Paul	Independent
ROBERTSON James	Independent
WYNNE Yvonne	

Councillor nominations withdrawn or rejected: 0

## Election operations

### Election day staffing

Position	Number
Declaration vote issuing officers	1
Deputy polling place managers	7
Election officials	33
Polling place managers	7
<b>Total</b>	<b>48</b>

### Number of polling places

Type	Number
Pre-poll (early voting) centres	1
Election day polling places	7

### Returning Officer's office

- South Street, Gunnedah NSW 2380

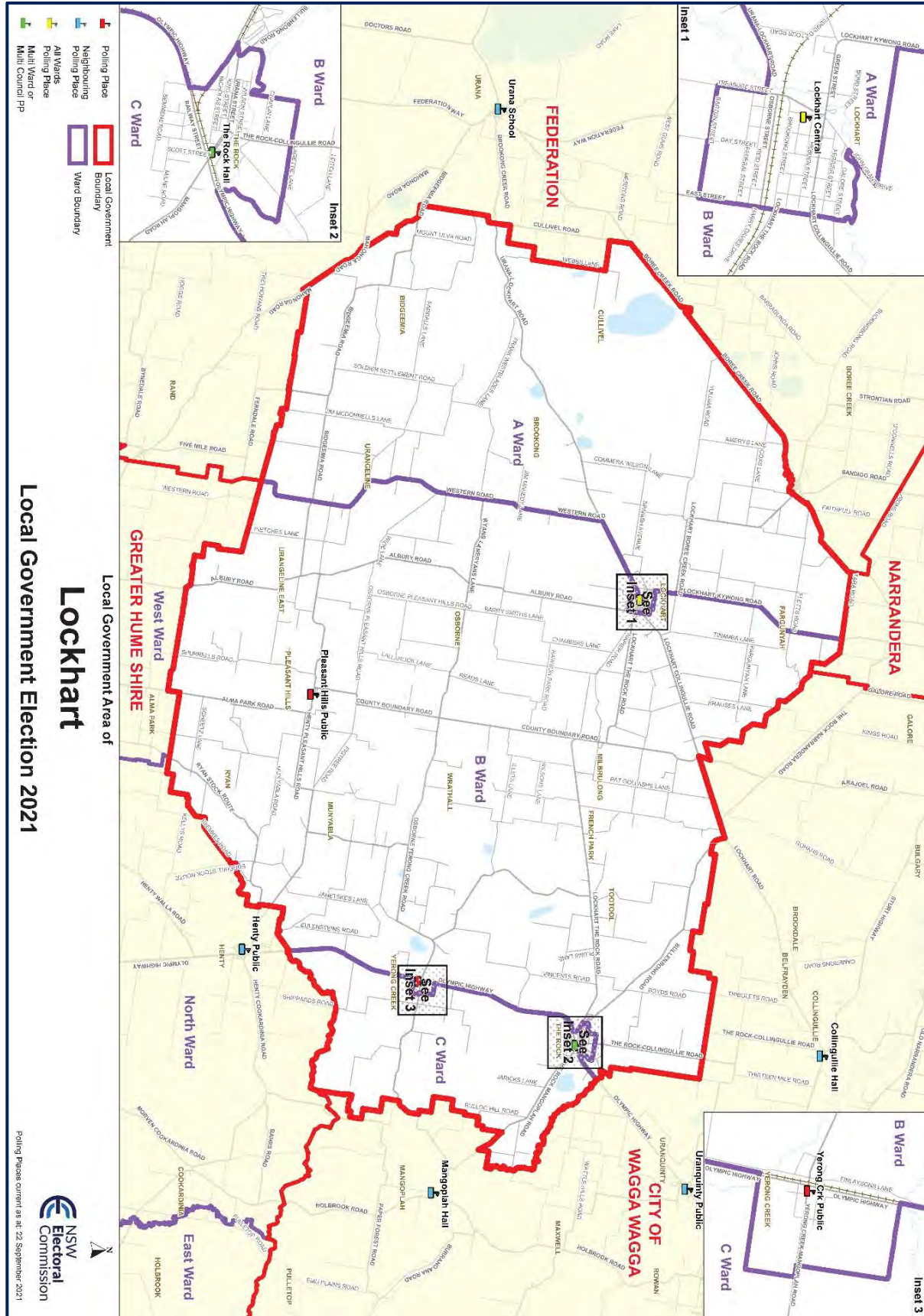
### **Election costs**

- Invoiced election cost: \$67,826
- Cost per elector: \$11.88

### **NSW Electoral Commission website analytics**

- 1,190 visitors to the Liverpool Plains Shire Council election web page

# Lockhart Shire Council



## Election summary

**Divided:** A Ward | B Ward | C Ward

**Type of election conducted:** Councillor (9 councillors to be elected, 3 from each ward)

**Enrolment:** 1,529 Residential roll 1,527 Non-residential roll: 2

**Councillor election total votes:** 1,274 **Formal:** 1,214 (95.29%) **Informal:** 60 (4.71%)

**Turnout rate:** 83.31%

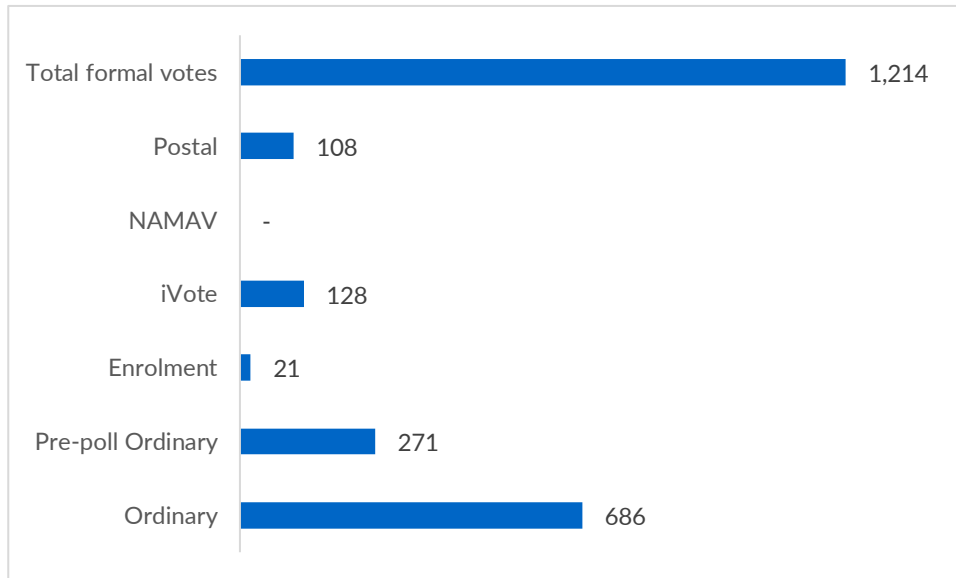
For C Ward, 3 candidates nominated for the ward's 3 councillor positions. All 3 nominated candidates were declared elected on Saturday, 4 December without the need for voting to be conducted.

### Elected councillors (Ward A and B result declared Wednesday, 22 December 2021)

Ward	Councillor name	Affiliation
A Ward	DAY Frances	
A Ward	MATHEWS Robert	
A Ward	ROCKLIFF Andrew	
B Ward	HUNTER Jane	Independent
B Ward	SHARP Peter	
B Ward	WALKER James	Independent
C Ward	DRISCOLL Gail	Independent
C Ward	MARSTON Ian	Independent
C Ward	VERDON Greg	Independent



## Formal votes cast by vote type



Apparent failure to vote notices issued: 186

## Candidate nominations

Ward	Name	Affiliation
A Ward	BENDER Deborah	Independent
A Ward	DAY Frances	
A Ward	MATHEWS Robert	
A Ward	ROCKLIFF Andrew	
B Ward	HUNTER Jane	Independent
B Ward	SALTER Barbara	Independent
B Ward	SHARP Peter	
B Ward	WALKER James	Independent
C Ward	DRISCOLL Gail	Independent
C Ward	MARSTON Ian	Independent
C Ward	VERDON Greg	Independent

Councillor nominations withdrawn or rejected: 0

## Election operations

### Election day staffing

Position	Number
Declaration vote issuing officers	1
Deputy polling place managers	4
Election officials	10
Polling place managers	4
<b>Total</b>	<b>19</b>

### Number of polling places

Type	Number
Pre-poll (early voting) centres	2
Election day polling places	4

### Returning Officer's office

- 72 Fitzmaurice Street, Wagga Wagga NSW 2650

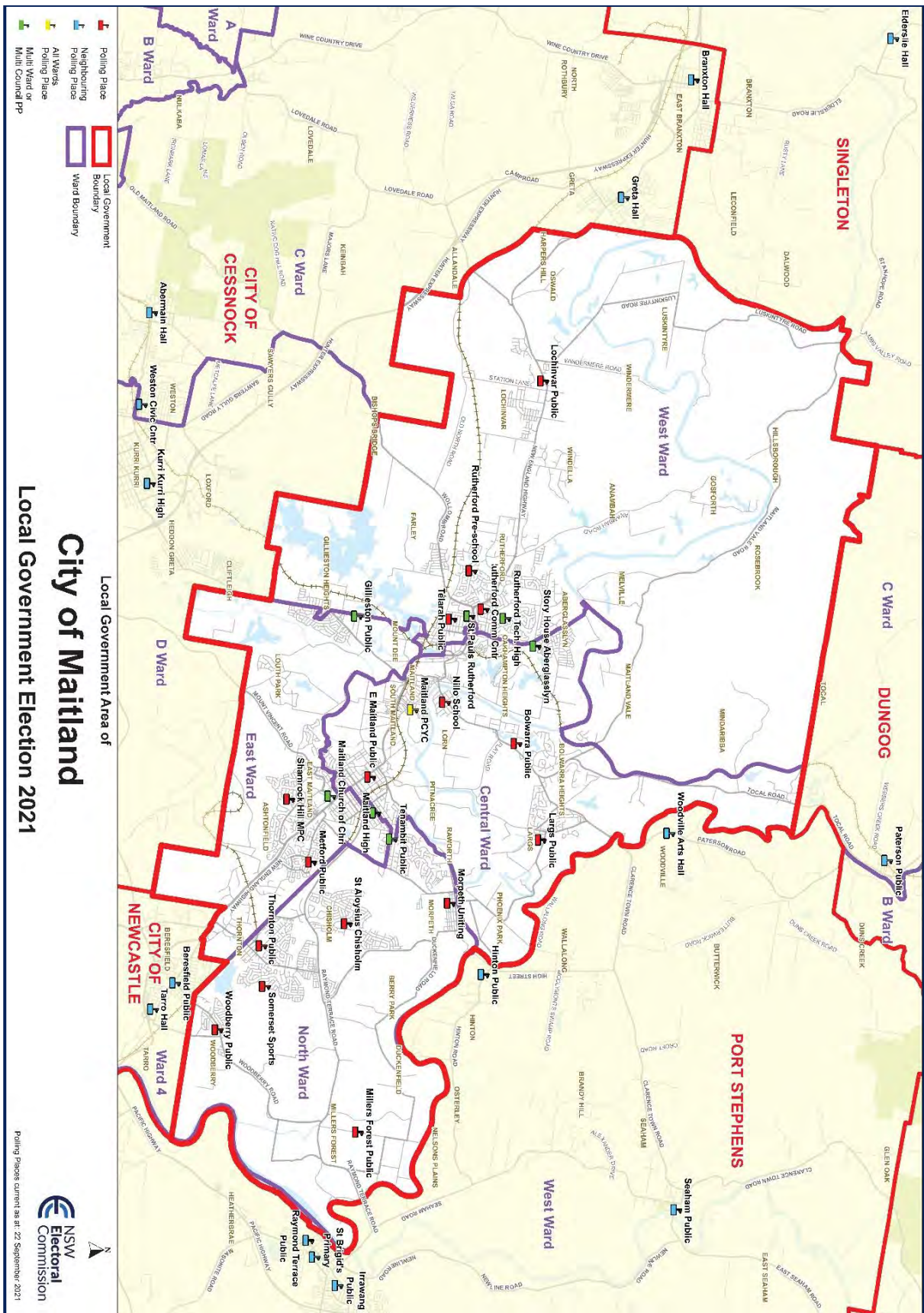
### Election costs

- Invoiced election cost: \$28,966
- Cost per elector: \$12.58

### NSW Electoral Commission website analytics

- 1,562 visitors to the Lockhart Shire Council election web page

# Maitland City Council



## Election summary

**Divided:** Central Ward | East Ward | North Ward | West Ward

**Type of election conducted:** Councillor (12 councillors to be elected) | Mayor

**Enrolment:** 64,601 **Residential roll:** 64,600 **Non-residential roll:** 1

**Councillor election total votes:** 55,969 **Formal:** 52,961 (94.63%) **Informal:** 3,008 (5.37%)

**Turnout rate:** 86.64%

**Mayor election total votes:** 56,056 **Formal:** 54,181 (96.66%) **Informal:** 1,875 (3.34%)

**Turnout rate:** 86.77%

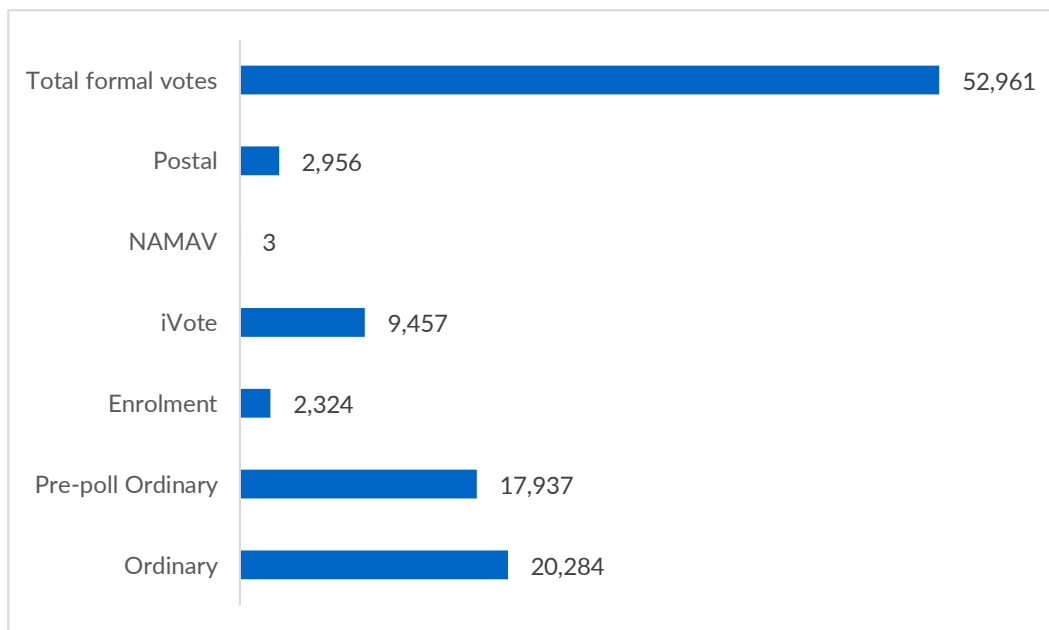
### Elected mayor (result declared Tuesday, 21 December 2021)

PENFOLD Philip, Independent

### Elected councillors (result declared Thursday, 23 December 2021)

Ward	Councillor name	Affiliation
Central Ward	BAKER Loretta	Labor
Central Ward	HACKNEY Bill	Independent
Central Ward	HALLIDAY Sally	Liberal
East Ward	GARNHAM Peter	Independent
East Ward	RANADIVE Kanchan	Liberal
East Ward	WHITING Ben	Labor
North Ward	AITCHISON Robert	Labor
North Ward	GRIFFIN Mitchell	Liberal
North Ward	YARRINGTON Mike	Independent
West Ward	FERGUSON Kristy	Independent
West Ward	FISHER Stephanie	Labor
West Ward	MITCHELL Ben	Liberal

## Formal votes cast by vote type (councillor elections)



Apparent failure to vote notices issued: 7,530

## Mayoral nominations

Ward	Name	Affiliation
BAKER Loretta	BAKER Loretta	Labor
BROWN John	BROWN John	The Greens
BURKE Brian	BURKE Brian	Independent
COOPER Michael	COOPER Michael	Independent
MITCHELL Ben	MITCHELL Ben	Liberal
PENFOLD Philip	PENFOLD Philip	Independent
SAFFARI Shahriar (Sean)	SAFFARI Shahriar (Sean)	Independent

Mayor nominations withdrawn or rejected: 0

## Candidate nominations

Ward	Name	Affiliation
Central Ward	ATKINSON Amelia	Labor
Central Ward	BAKER Loretta	Labor
Central Ward	BROWN John	The Greens
Central Ward	BROWN Susan	The Greens

Ward	Name	Affiliation
Central Ward	BURKE Brian	Independent
Central Ward	DOHERTY Rodney	Liberal
Central Ward	HACKNEY Bill	Independent
Central Ward	HALLIDAY Sally	Liberal
Central Ward	MASTERTON Natalie	The Greens
Central Ward	MOONEY Blake	Labor
Central Ward	PENFOLD Warrick	Independent
Central Ward	PETERS James	Liberal
Central Ward	YARRINGTON Kevin	Independent
East Ward	BARKLEY Kathleen	Independent
East Ward	DOHERTY Carol	Liberal
East Ward	GARNHAM Allen	Independent
East Ward	GARNHAM Peter	Independent
East Ward	JOHNS Paul	Independent
East Ward	LINDSAY Peta	Labor
East Ward	RANADIVE Kanchan	Liberal
East Ward	WHEATLAND Jackson	Labor
East Ward	WHITING Ben	Labor
East Ward	YOOLE John	Liberal
North Ward	AITCHISON Robert	Labor
North Ward	ARBUCKLE Lauren	The Greens
North Ward	CARTER Leonnie	Independent
North Ward	COOPER Michael	Independent
North Ward	COOPER Timothy	Independent
North Ward	ELLENBACHER Chloe	Independent
North Ward	GREEN Selby	Liberal
North Ward	GRIFFIN Mitchell	Liberal
North Ward	HARVEY Angela	Labor
North Ward	HICKEY Paul	Independent
North Ward	JACOBS Connor	The Greens

Ward	Name	Affiliation
North Ward	KNOX Campbell	The Greens
North Ward	PENFOLD Philip	Independent
North Ward	PHILIP Marilyn	Liberal
North Ward	SAFFARI Shahriar (Sean)	Independent
North Ward	VOORBIJ Michael	Labor
North Ward	YARRINGTON Mike	Independent
West Ward	FERGUSON Kristy	Independent
West Ward	FERGUSON Mary-Kate	Labor
West Ward	FISHER Stephanie	Labor
West Ward	LEAO John	Labor
West Ward	MAYER Geoffrey	Independent
West Ward	MITCHELL Ben	Liberal
West Ward	PENFOLD William	Independent
West Ward	RANADIVE Suhas	Liberal
West Ward	YOOLE Valerie	Liberal

Councillor nominations withdrawn or rejected: 0

## Election operations

### Election day staffing

Position	Number
Declaration vote issuing officers	23
Deputy polling place managers	23
Election officials	210
Polling place managers	23
<b>Total</b>	<b>279</b>

**Number of polling places**

Type	Number
Pre-poll (early voting) centres	3
Election day polling places	23

**Returning Officer's office**

- Unit 1, 175 High Street, Maitland NSW 2320

**Election costs**

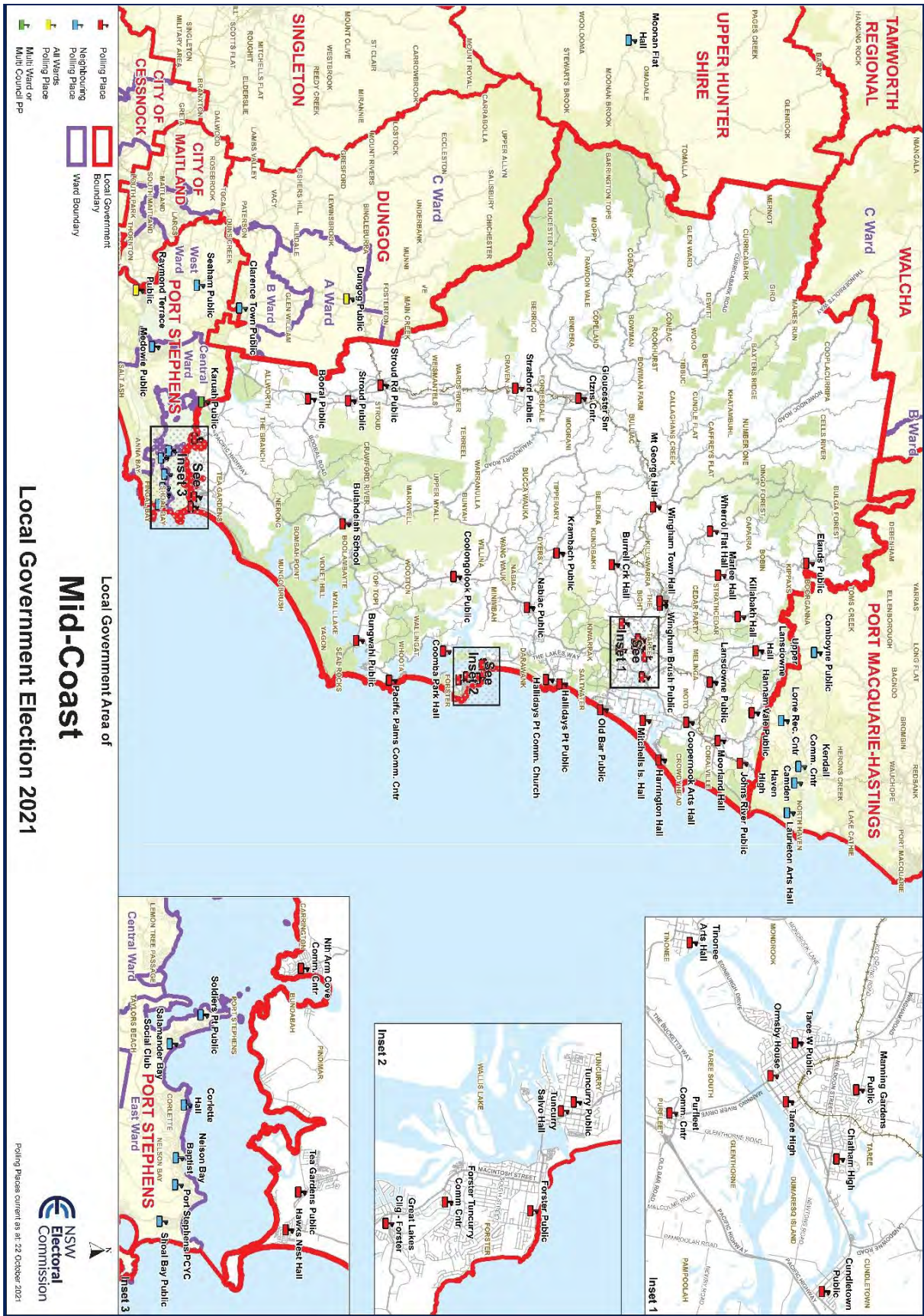
- Invoiced election cost: \$469,448
- Cost per elector: \$7.27

**NSW Electoral Commission website analytics**

- 24, 568 visitors to the Maitland City Council election web page



# Mid-Coast Council



## Election summary

### Undivided council

**Type of election conducted:** Councillor (11 councillors to be elected)

**Enrolment:** 76,170 **Residential roll:** 76,107 **Non-residential roll:** 63

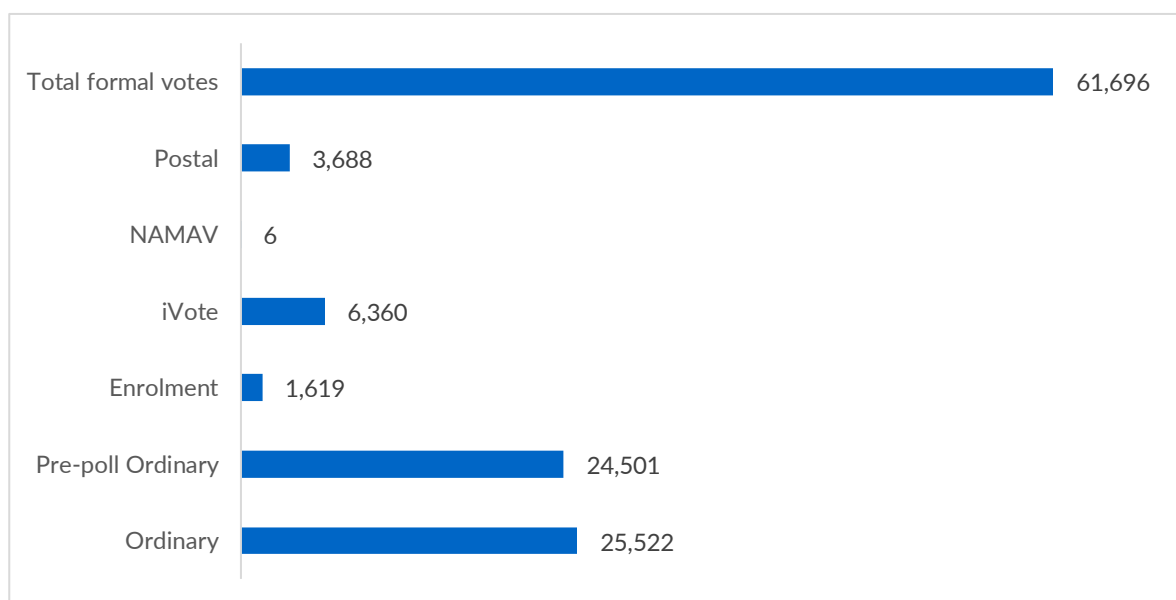
**Councillor election total votes:** 65,402 **Formal:** 61,696 (94.33%) **Informal:** 3,706 (5.67%)

**Turnout rate:** 85.86%

### Elected councillors (result declared Wednesday, 22 December 2021)

Councillor name	Affiliation
BELL Kathryn	Independent
EPOV Peter	Independent
FOWLER Troy	Liberal
HOWARD Peter	Independent
MILLER Jeremy	Independent
PONTIN Claire	Labor
SANDILANDS Paul	Independent
SMITH Dheera	The Greens
SMITH Katheryn	Independent
TICKLE Alan	Independent
WEST David	Liberal

## Formal votes cast by vote type



Apparent failure to vote notices issued: 8,143

## Candidate nominations

Name	Affiliation
BAKER Arthur	
BALLARD Donna	Independent
BELL Kathryn	Independent
BERGIN Michael	Independent
BOURKE Sandra	Independent
BOYCE Laura	Independent
BREWER Jennifer	Local Independents
BROWN Tanya	Independent
BURKE Carley	Independent
BUTTEL Jill	Independent
CARRIER Donna	Independent
CARRUTHERS Stewart	Independent
CHAPMAN Trent	Independent
COLECHIN Sallie	The Greens
CORKILL Jessica	Independent

Name	Affiliation
COSTA Phillip	Labor
CROSSINGHAM Belinda	Independent
CUBIS Kylie	Local Independents
CUBIS Luke	Local Independents
DALRYMPLE-HUTCHINSON Chloe	Independent
DAVEY Jake	Independent
DOUGLAS Roni	Independent
DUVAL Denis	The Greens
EPOV Peter	Independent
EYRE Simon	Independent
FAWCETT Matt	Independent
FLETCHER Lance	
FOSTER Dianne	Labor
FOWLER Kerry	Liberal
FOWLER Troy	Liberal
GLENN-HUME David	Labor
HARRIS Amelia	Independent
HARRIS Jessica	The Greens
HENNESSY Kieran	Independent
HEYMANN Marius	Local Independents
HINDMARSH Ron	Independent
HOARE Cliff	
HOGAN Pattie	Independent
HOLLIDAY Helen	The Greens
HOWARD Peter	Independent
HUGHES Wendy	Independent
HUTCHINSON Karen	Independent
KEEGAN Mydie	Independent
KEIR Andrew	Independent
KILGANNON Gregory	Liberal

Name	Affiliation
KOKANY Jennifer	Independent
LOFTUS Eddie	Independent
MAHARAJ Nawal	Independent
MAREN Peter	Liberal
MASON Geoffrey	Local Independents
MATTHEWS Janelle	
MCLAUGHLIN Heather	Labor
McWILLIAMS Jan	Independent
MILLER Jeremy	Independent
PARKER Sue	Independent
PARSONS Mike	
PAULSON Dwayne	Independent
PEARSON Amanda	Independent
PEARSON Katrina	Independent
PERCIVAL Rodney	Independent
PERREN Benjamin	Local Independents
PONTIN Claire	Labor
ROBERTS Len	
ROSAMOND Mel	
RYAN Jason	Independent
SAHYOUN John	
SANDILANDS Paul	Independent
SMITH Dheera	The Greens
SMITH Katheryn	Independent
SMITH Kay	Independent
SPENCE Eleanor	The Greens
STANI Christine	Independent
THORNTON Jeremy	Independent
TICKLE Alan	Independent
TINDALL Gaye	Labor

Name	Affiliation
TISDELL Grahame	Independent
WEST David	Liberal
WHEELER Frederick	Liberal
WINDSOR Christopher	Independent
WYSE Dana	Independent

**Councillor nominations withdrawn or rejected:** 2 rejected, 0 withdrawn

## Election operations

### Election day staffing

Position	Number
Declaration vote issuing officers	13
Deputy polling place managers	48
Election officials	288
Polling place managers	48
<b>Total</b>	<b>397</b>

### Number of polling places

Type	Number
Pre-poll (early voting) centres	5
Election day polling places	48

### **Returning Officer's office**

- 4 Breese Parade, Forster NSW 2428

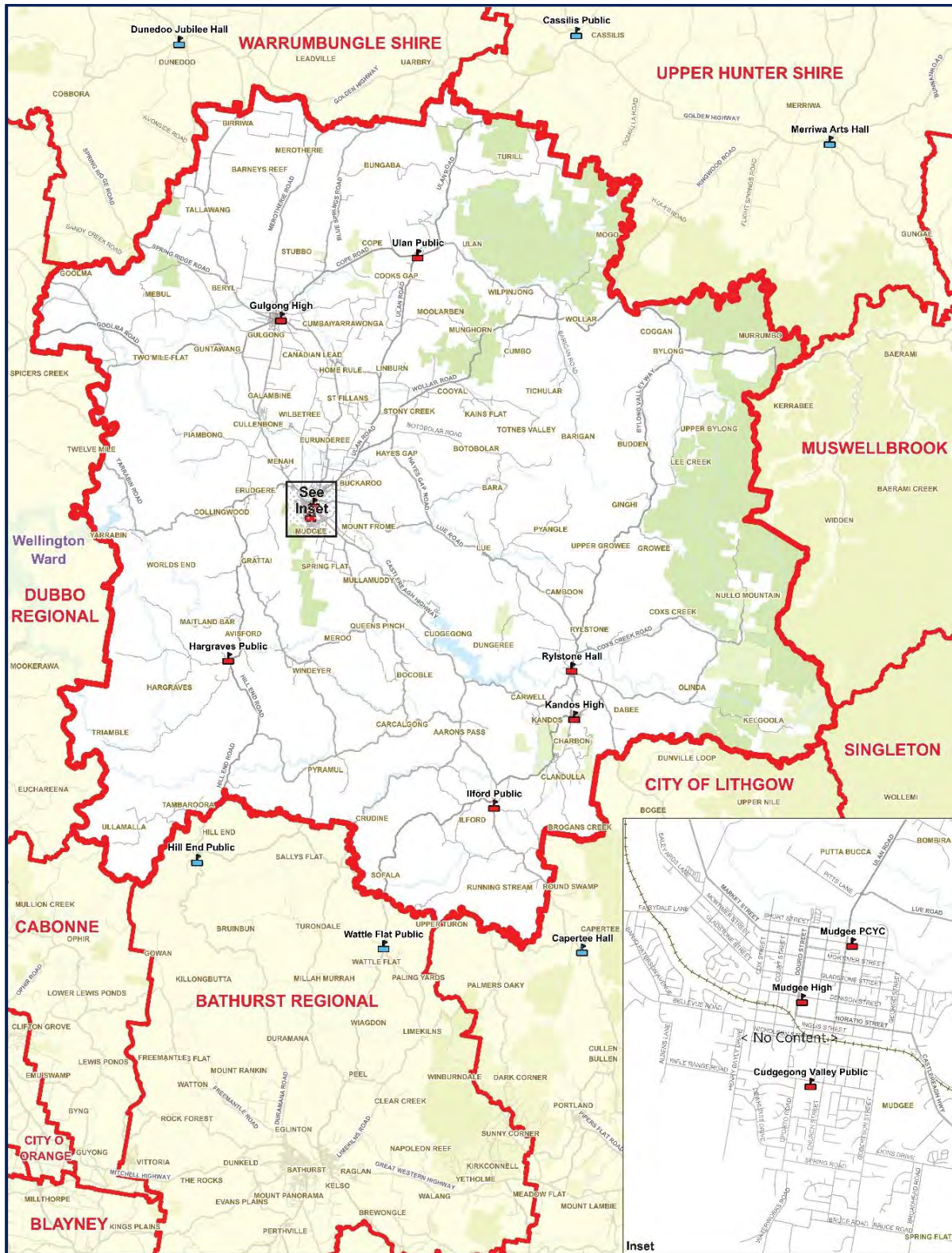
### **Election costs**

- Invoiced election cost: \$706,045
- Cost per elector: \$9.27

### **NSW Electoral Commission website analytics**

- 17,340 visitors to the Mid-Coast Council election web page

# Mid-Western Regional Council



- Polling Place
- Neighbouring Polling Place
- Local Government Boundary
- Ward Boundary

Local Government Area of

## Mid-Western Regional Local Government Election 2021



Polling Places current as at 22 September 2021



## Election summary

### Undivided council

**Type of election conducted:** Councillor (9 councillors to be elected)

**Enrolment:** 18,618 **Residential roll:** 18,615 **Non-residential roll:** 3

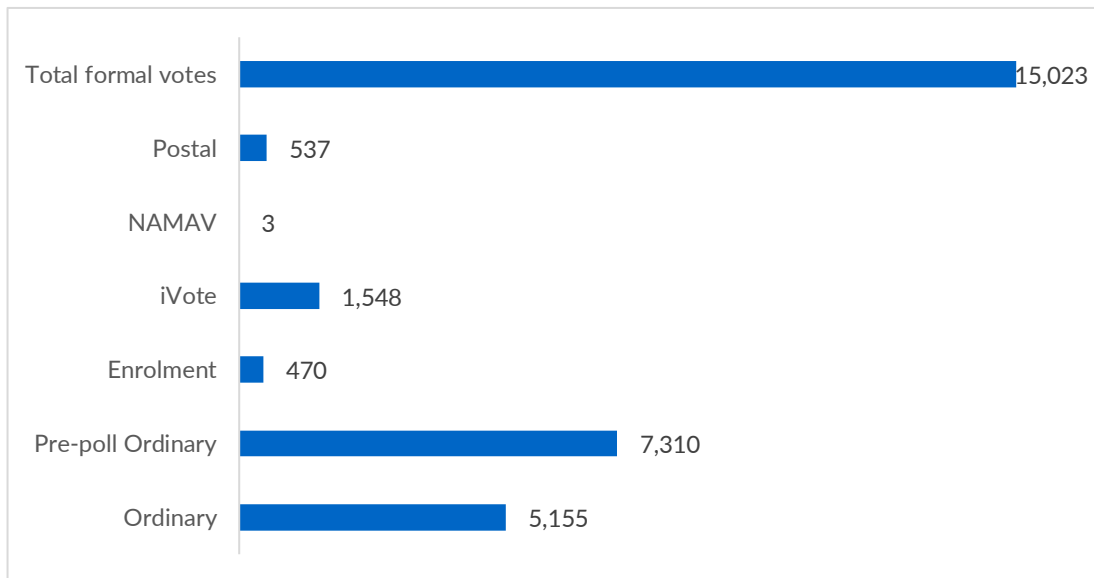
**Councillor election total votes:** 15,865 **Formal:** 15,023 (94.69%) **Informal:** 842 (5.31%)

**Turnout rate:** 85.21%

### Elected councillors (result declared Wednesday, 22 December 2021)

Councillor name	Affiliation
CAVALIER Paul	Independent
DICKER Katie	
KARAVAS Alex	Independent
KENNEDY Des	
PAINE Samuel	
PALMER Robbie	
SHELLEY Peter	Independent
STODDART Phil	
THOMPSON Percy	

## Formal votes cast by vote type



Apparent failure to vote notices issued: 2,305

## Candidate nominations

Name	Affiliation
ANDREWS Andrew	Independent
ARMSTRONG Dennis	
BAGARIC Carol	Independent
BOURKE Michael	
BOURKE Rebecca	Independent
CAVALIER Paul	Independent
CHADWICK Graham (Chad)	
CLAPHAM Mitchell	Independent
COTTERILL Joanne	
DICKER Katie	
DUFFY Robert	Independent
FREEMAN Rachel	
GARDNER Christopher	
GAUDRY Michelle	
HARRISON Joy	

Name	Affiliation
KARAVAS Alex	Independent
KEIPERT Alexandra	
KENNEDY Des	
LAND Summer	
MADELL Samantha	Independent
MARTENS Esme	Independent
MARTIN Shane	Independent
MAYBERRY Sally	Independent
MCCOUAT Graham	Independent
MCCREA Elizabeth	
MCDONALD Anthony	
MCDONALD Katherine	
MCLENNAN David	
McWHIRTER Renee	
MONAGHAN Peter	Independent
MULLEN Tom	Independent
NEWSOME Peta	
NICHOLLS Anthea	
NIPPERESS Alison	
O'BRIEN Maddison	
O'NEILL John	Independent
PAINE Samuel	
PALMER Robbie	
PARSONS Craig	Independent
PUXTY Tyrolin	
RANKIN Alannah	Independent
RUSHTON Heather	
SANDERSON Robert (Buzz)	Independent
SHELLEY Peter	Independent
SMALL Bruce	

Name	Affiliation
SPENCER Tracey	
STAINES Simon	Independent
STODDART Phil	
THOMPSON Percy	
TRAEMER Sharon	Independent
TRETHOWAN Melanie	Independent
WESTAWAY Anthony (Buzzy)	

Councillor nominations withdrawn or rejected: 0

## Election operations

### Election day staffing

Position	Number
Declaration vote issuing officers	4
Deputy polling place managers	9
Election officials	52
Polling place managers	9
<b>Total</b>	<b>74</b>

### Number of polling places

Type	Number
Pre-poll (early voting) centres	3
Election day polling places	9

### Returning Officer's office

- Shop 8, 4 Valley Drive, Pottery Estate NSW 2790

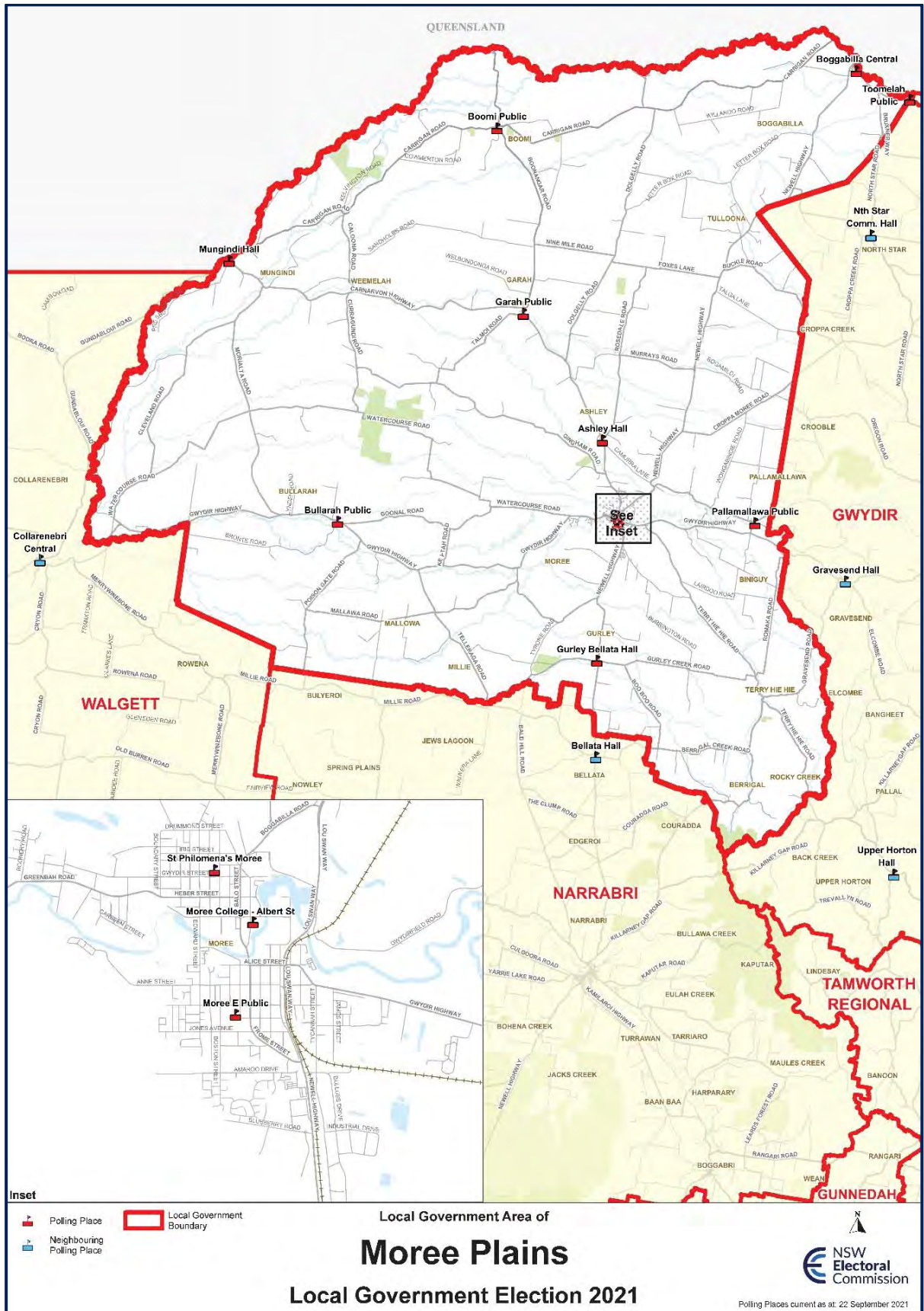
### Election costs

- Invoiced election cost: \$188,804
- Cost per elector: \$10.14

### NSW Electoral Commission website analytics

- 4,183 visitors to the Mid-Western Regional Council election web page

# Moree Plains Shire Council



## Election summary

### Undivided council

**Type of election conducted:** Councillor (9 councillors to be elected)

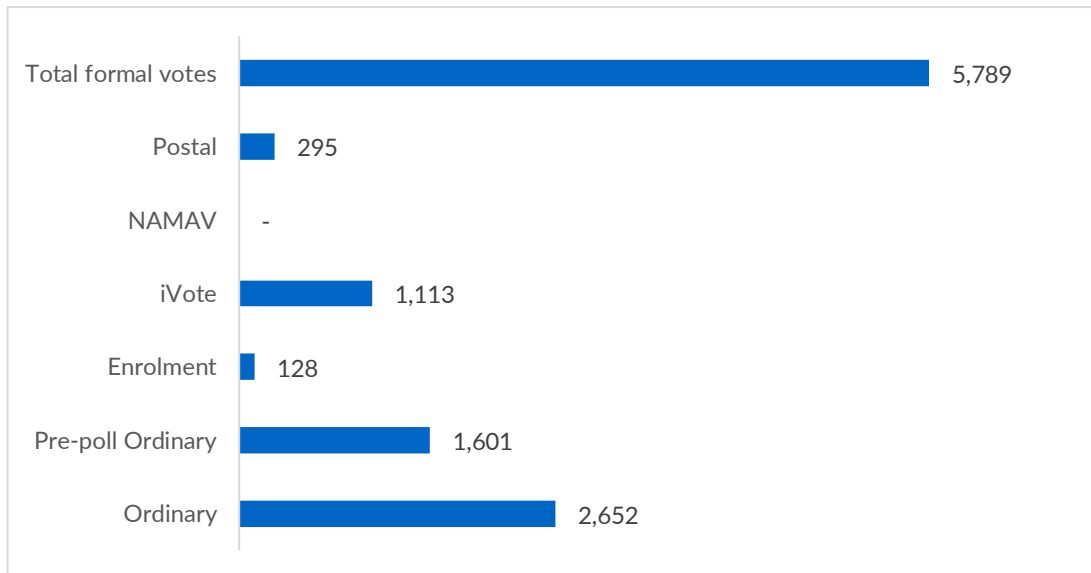
**Enrolment:** 8,274 **Residential roll:** 8,273 **Non-residential roll:** 1

**Councillor election total votes:** 6,078 **Formal:** 5,789 (95.25%) **Informal:** 289 (4.75%)  
**Turnout rate:** 73.46%

### Elected councillors (result declared Wednesday, 22 December 2021)

Councillor name	Affiliation
COCHRANE Mekayla	
HARTIN Murray	Independent
JAMES Kelly	
JOHNSON Mark	
MONTGOMERY Mike	
ORCHIN Lisa	
PEARSE Susannah	Independent
SAUER Brooke	Independent
SMITH Gregory	

## Formal votes cast by vote type



Apparent failure to vote notices issued: 1,880

## Candidate nominations

Name	Affiliation
CASELLS Kerry	
CHIU George	Independent
COCHRANE Mekayla	
CRUMP Glen	Independent
DEAN Noel	
GARRETT Stephen	
HARTIN Murray	Independent
IVANOV Michael	Independent
JAMES Kelly	
JOHNSON Mark	
MONTGOMERY Mike	
ORCHIN Lisa	
PEARSE Susannah	Independent
RITCHIE Stephen	
SAUER Brooke	Independent



Name	Affiliation
SMITH Gregory	

Councillor nominations withdrawn or rejected: 1 rejected, 0 withdrawn

## Election operations

### Election day staffing

Position	Number
Declaration vote issuing officers	2
Deputy polling place managers	11
Election officials	21
Polling place managers	11
<b>Total</b>	<b>45</b>

### Number of polling places

Type	Number
Pre-poll (early voting) centres	1
Election day polling places	10

### Returning Officer's office

- 25 McElhone Street, Moree NSW 2400

### Election costs

- Invoiced election cost: \$117,930
- Cost per elector: \$14.25

### NSW Electoral Commission website analytics

- 2,283 visitors to the Moree Plains Shire Council election web page

# Mosman Municipal Council



## Election summary

### Undivided council

---

**Type of election conducted:** Councillor (6 councillors to be elected) | Mayor

---

**Enrolment:** 20,620 **Residential roll:** 20,617 **Non-residential roll:** 3

---

**Councillor election total votes:** 16,985 **Formal:** 16,197 (95.36%) **Informal:** 788 (4.64%)

**Turnout rate:** 82.37%

**Mayor election total votes:** 16,926 **Formal:** 16,425 (97.04%) **Informal:** 501 (2.96%)

**Turnout rate:** 82.09%

---

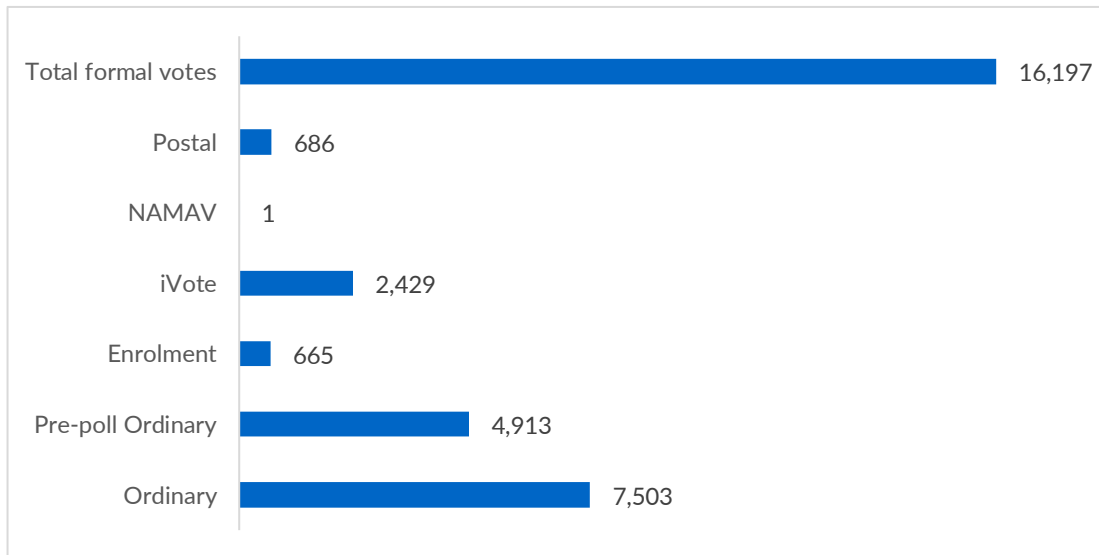
### Elected mayor (result declared Tuesday, 21 December 2021)

CORRIGAN Carolyn, Serving Mosman

### Elected councillors (result declared Thursday, 23 December 2021)

Councillor name	Affiliation
BENDALL Roy	
FRIEDRICH Phillipa	Serving Mosman
HUGHES Sarah	Serving Mosman
MENZIES Simon	Independent
MOLINE Libby	Independent
RANDALL Michael	Serving Mosman

## Formal votes cast by vote type (councillor election)



Apparent failure to vote notices issued: 2,822

## Mayoral nominations

Name	Affiliation
BENDALL Roy	
CORRIGAN Carolyn	Serving Mosman
HARDING Sarah	
MENZIES Simon	Independent
MOLINE Libby	Independent

Mayor nominations withdrawn or rejected: 0

## Candidate nominations

Name	Affiliation
BENDALL Roy	
BROWN Georgina	Independent
BURKE Peter	Independent
COOK Abbey	Independent
COOK David	Independent
CORRIGAN Carolyn	Serving Mosman
FRIEDRICH Phillipa	Serving Mosman
HARDING Sarah	
HUGHES Sarah	Serving Mosman
KISS Kata	Independent
LYNCH Michael	Independent
MENZIES Simon	Independent
MOLINE Libby	Independent
NICHOLSON Felix	
RANDALL Michael	Serving Mosman
SHERLOCK Tom	Serving Mosman
VERBLOOT Oliver	
WILLOUGHBY Jacqui	Independent

**Councillor nominations withdrawn or rejected:** 0 rejected, 1 withdrawn

## Election operations

### Election day staffing

Position	Number
Declaration vote issuing officers	11
Deputy polling place managers	9
Election officials	78
Polling place managers	9
<b>Total</b>	<b>107</b>

### Number of polling places

Type	Number
Pre-poll (early voting) centres	2
Election day polling places	9

### Returning Officer's office

- Suite 501, 1 James Place, North Sydney NSW 2060

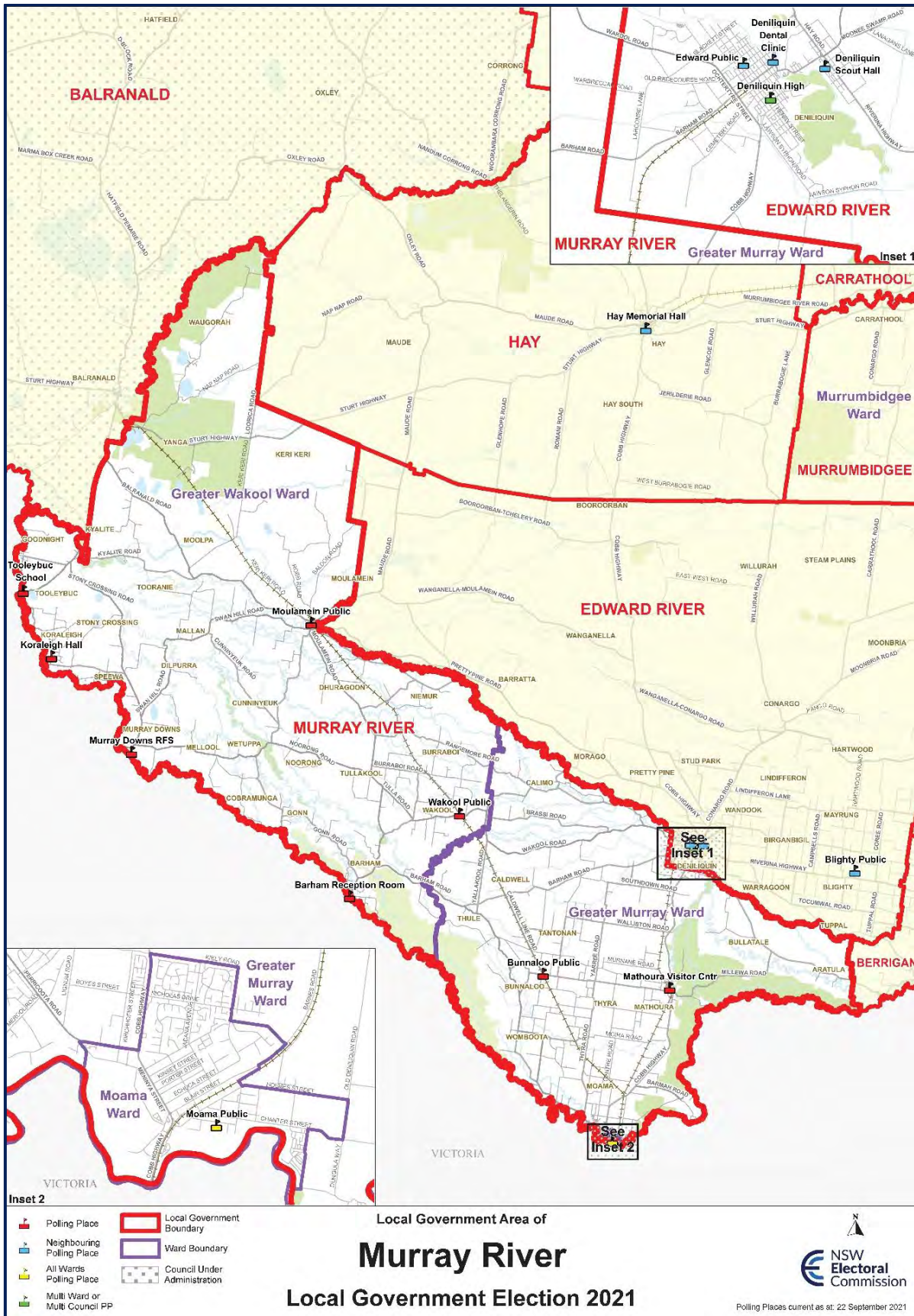
### Election costs

- Invoiced election cost: \$214,951
- Cost per elector: \$10.42

### NSW Electoral Commission website analytics

- 11,152 visitors to the Mosman Municipal Council election web page

# Murray River Council



## Election summary

**Divided:** Greater Murray Ward | Greater Wakool Ward | Moama Ward

**Type of election conducted:** Councillor (9 councillors to be elected, 3 from each ward) | Constitutional referendum

**Enrolment:** 8,886 **Residential roll:** 8,884 **Non-residential roll:** 2

For Greater Murray Ward, 2 candidates nominated for the ward's 3 councillor positions. Both nominated candidates were declared elected on Saturday, 4 December 2021 without the need for voting to be conducted. By-election required to fill the vacant councillor position.

For Greater Wakool Ward, 2 candidates nominated for the ward's 3 councillor positions. Both nominated candidates were declared elected on Saturday, 4 December 2021 without the need for voting to be conducted. By-election required to fill the vacant councillor position.

For Moama Ward, 3 candidates nominated for the ward's 3 councillor positions. All 3 nominated candidates were declared elected on Saturday, 4 December 2021 without the need for voting to be conducted.

### Elected councillors (result declared Saturday, 4 December 2021)

Ward	Councillor name	Affiliation
Greater Murray Ward	NICHOLAS Kron	
Greater Murray Ward	WEYRICH Thomas	Independent
Greater Wakool Ward	CROWE Ann-Louise	
Greater Wakool Ward	GOREY Neil	
Moama Ward	BILKEY Chris	
Moama Ward	COHEN Nikki	Independent
Moama Ward	CRAWLEY Francis	Independent

### Constitutional referendum (result declared Tuesday, 21 December 2021)

"Do you wish to remove the three wards currently in place (Moama, Greater Wakool and Greater Murray with three Councillors elected within each ward), within Murray River Council to become an Undivided council Local Government Area?"

The referendum was rejected with 65.53 per cent of the votes being "No"

**Apparent failure to vote notices issued:** N/A



## Candidate nominations

Ward	Councillor name	Affiliation
Greater Murray Ward	NICHOLAS Kron	
Greater Murray Ward	WEYRICH Thomas	Independent
Greater Wakool Ward	CROWE Ann-Louise	
Greater Wakool Ward	GOREY Neil	
Moama Ward	BILKEY Chris	
Moama Ward	COHEN Nikki	Independent
Moama Ward	CRAWLEY Francis	Independent

Councillor nominations withdrawn or rejected: 0

## Election operations

### Election day staffing

Position	Number
Deputy polling place managers	10
Election officials	21
Polling place managers	10
<b>Total</b>	<b>41</b>

### Number of polling places

Type	Number
Pre-poll (early voting) centres	3
Election day polling places	10

### Returning Officer's office

- 6 Meninya Street, Moama NSW 2731

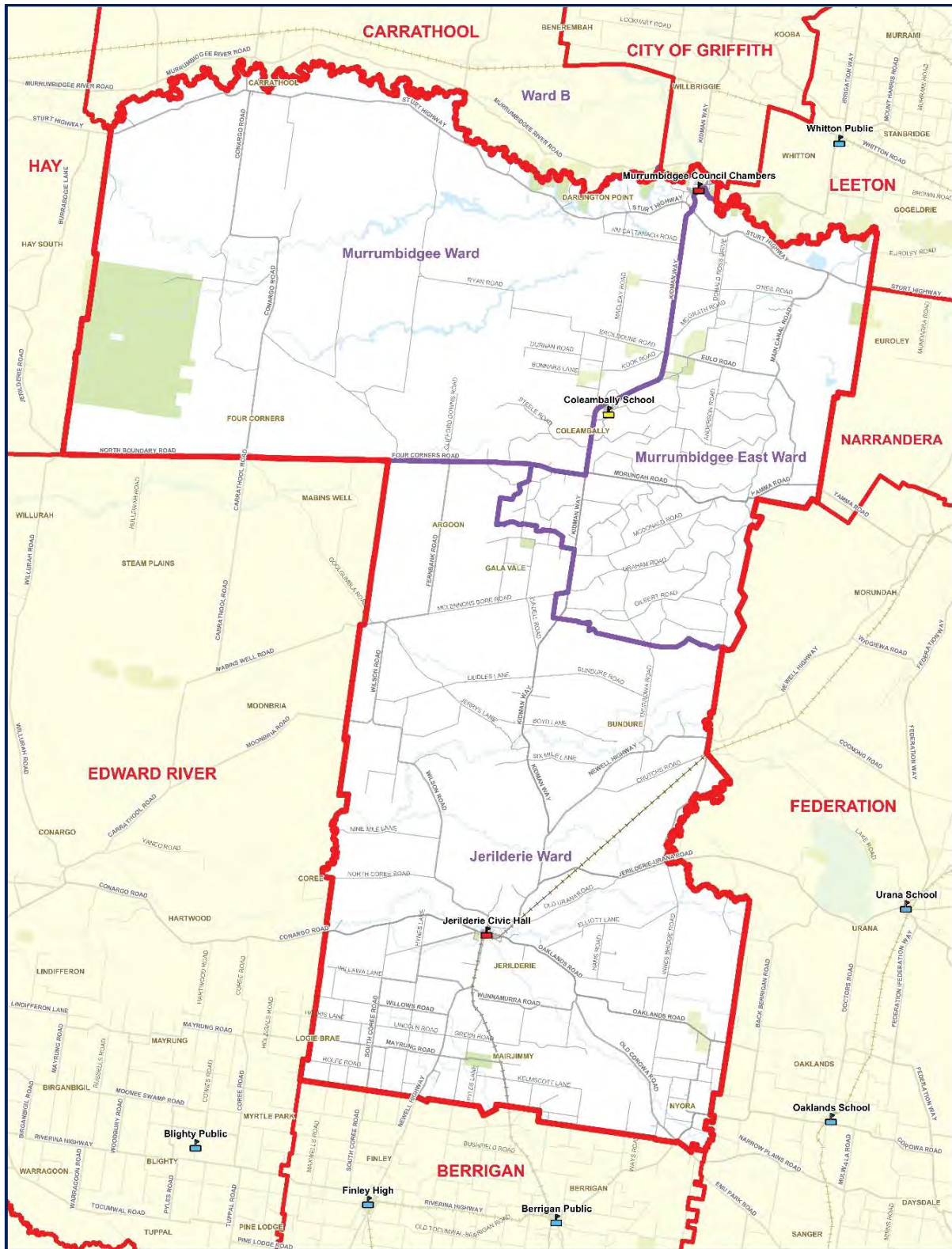
### Election costs

- Invoiced election cost: \$135,379
- Cost per elector: \$15.24

### NSW Electoral Commission website analytics

- 3,423 visitors to the Murray River Council election web page

# Murrumbidgee Council



- Polling Place
- Local Government Boundary
- Neighbouring Polling Place
- Ward Boundary
- All Wards Polling Place

Local Government Area of  
**Murrumbidgee**  
 Local Government Election 2021



Polling Places current as at 22 September 2021

## Election summary

**Divided:** Murrumbidgee Jerilderie Ward | Murrumbidgee Ward | Murrumbidgee East Ward

**Type of election conducted:** Councillor (9 councillors to be elected, 3 from each ward)

**Enrolment:** 2,664 **Residential roll:** 2,663 **Non-residential roll:** 1

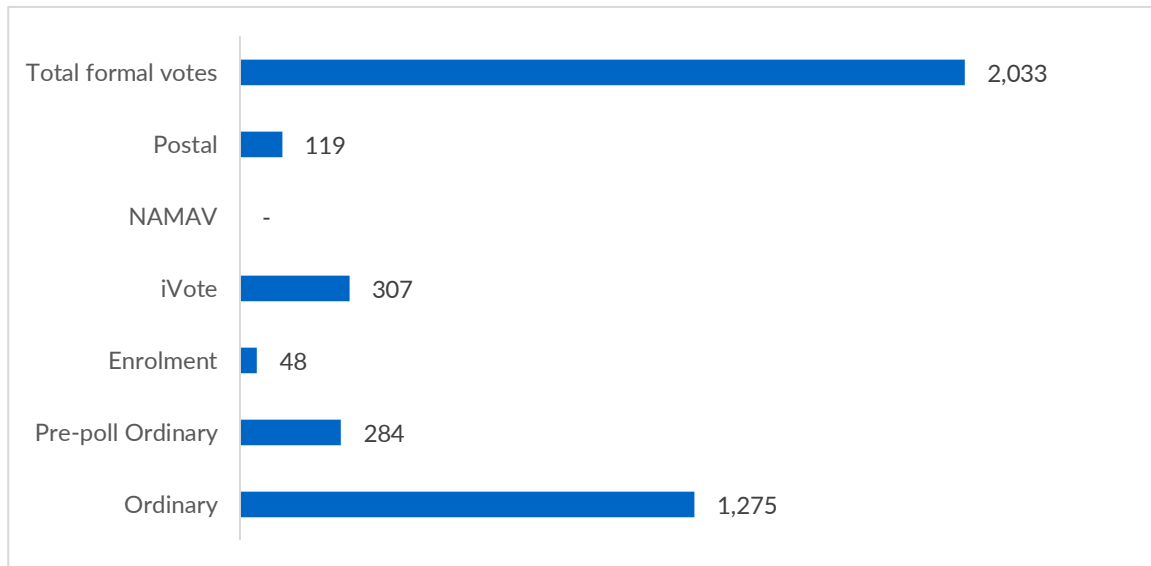
**Councillor election total votes:** 2,089 **Formal:** 2,033 (97.32%) **Informal:** 56 (2.68%)

**Turnout rate:** 78.42%

### Elected councillors (result declared Wednesday, 22 December 2021)

Ward	Councillor name	Affiliation
Jerilderie Ward	BRYCE Faith	Independent
Jerilderie Ward	MAUGER Troy	
Jerilderie Ward	McRAE Ruth	Independent
Murrumbidgee East Ward	BLACK Robert	
Murrumbidgee East Ward	CHIRGWIN Christine	Independent
Murrumbidgee East Ward	STRACHAN Timothy	
Murrumbidgee Ward	CURPHEY Robert	Independent
Murrumbidgee Ward	GILBERT Gavin	Independent
Murrumbidgee Ward	SAXVIK Judith	

## Formal votes cast by vote type



Apparent failure to vote notices issued: 435

## Candidate nominations

Ward	Name	Affiliation
Jerilderie Ward	BAFFSKY Gary	Independent
Jerilderie Ward	BRYCE Faith	Independent
Jerilderie Ward	GELLE Denis	Independent
Jerilderie Ward	MASLEN Tony	
Jerilderie Ward	MAUGER Troy	
Jerilderie Ward	McRAE Ruth	Independent
Jerilderie Ward	SMITH Gaila	Independent
Murrumbidgee East Ward	BLACK Robert	
Murrumbidgee East Ward	BROWN Patrick	
Murrumbidgee East Ward	CHIRGWIN Christine	Independent
Murrumbidgee East Ward	STRACHAN Timothy	
Murrumbidgee Ward	CURPHEY Robert	Independent
Murrumbidgee Ward	GILBERT Gavin	Independent
Murrumbidgee Ward	PLACE Kylie	
Murrumbidgee Ward	SAXVIK Judith	

Councillor nominations withdrawn or rejected: 0

## Election operations

### Election day staffing

Position	Number
Deputy polling place managers	3
Election officials	14
Polling place managers	3
<b>Total</b>	<b>20</b>

### Number of polling places

Type	Number
Pre-poll (early voting) centres	3
Election day polling places	3

### Returning Officer's office

- 231 Sanger Street, Corowa NSW 2646

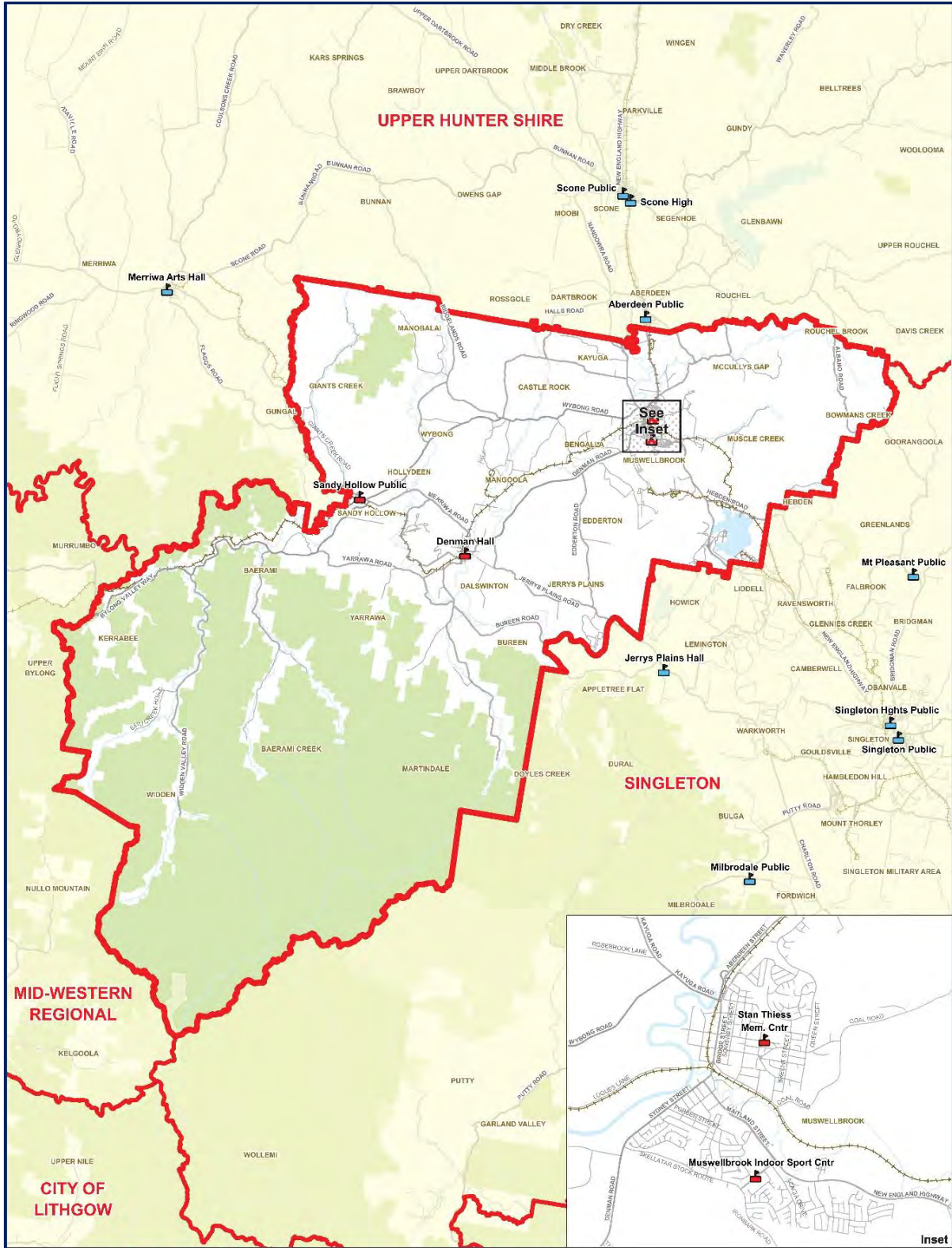
### Election costs

- Invoiced election cost: \$33,773
- Cost per elector: \$12.68

### NSW Electoral Commission website analytics

- 1,148 visitors to the Murrumbidgee Shire Council election web page

# Muswellbrook Shire Council



- Polling Place
- Neighbouring Polling Place
- Local Government Boundary

Local Government Area of

## Muswellbrook

Local Government Election 2021



Polling Places current as at: 22 October 2021

## Election summary

### Undivided council

**Type of election conducted:** Councillor (12 councillors to be elected)

**Enrolment:** 11,654 **Residential roll:** 11,650 **Non-residential roll:** 4

**Councillor election total votes:** 9,512 **Formal:** 8,756 (92.05%) **Informal:** 756 (7.95%)

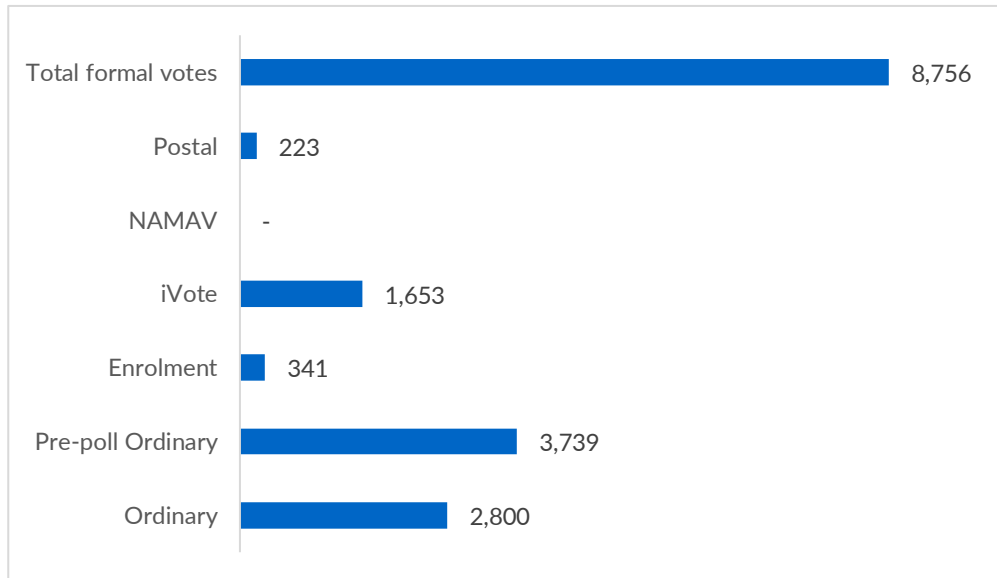
**Turnout rate:** 81.62%

### Elected councillors (result declared Tuesday, 21 December 2021)

Councillor name	Affiliation
BARRY Amanda	Independent
BOWDITCH Mark	Independent
DOUGLAS De-Anne	Independent
DRAYTON Jeffrey	Independent
DUNN Louise	Independent
LECKY Jennifer	Independent
MAHAJAN Rohit	Independent
MARSHALL Darryl	
MCNEILL Graeme	Independent
REYNOLDS Steve	Independent
SCHOLES Rod	Independent
WOODRUFF Brett	Independent



## Formal votes cast by vote type



Apparent failure to vote notices issued: 1,822

### Candidate nominations

Name	Affiliation
BARRY Amanda	Independent
BOWDITCH Mark	Independent
DOUGLAS De-Anne	Independent
DRAYTON Jeffrey	Independent
DUNN Louise	Independent
EADES Janelle	Independent
HOAD Jonathan	
LECKY Jennifer	Independent
LEDLIN Jacinta	Independent
MAHAJAN Rohit	Independent
MARSHALL Darryl	
MCNEILL Graeme	Independent
OGG Malcolm	Independent
REYNOLDS Steve	Independent
SCHOLES Rod	Independent
WARD Stephen	

Name	Affiliation
WOODRUFF Brett	Independent

Councillor nominations withdrawn or rejected: 0

## Election operations

### Election day staffing

Position	Number
Declaration vote issuing officers	3
Deputy polling place managers	4
Election officials	22
Polling place managers	4
<b>Total</b>	<b>33</b>

### Number of polling places

Type	Number
Pre-poll (early voting) centres	2
Election day polling places	4

### Returning Officer's office

- Shop L04-L05, 72-78 Brook Street, Muswellbrook NSW 2333

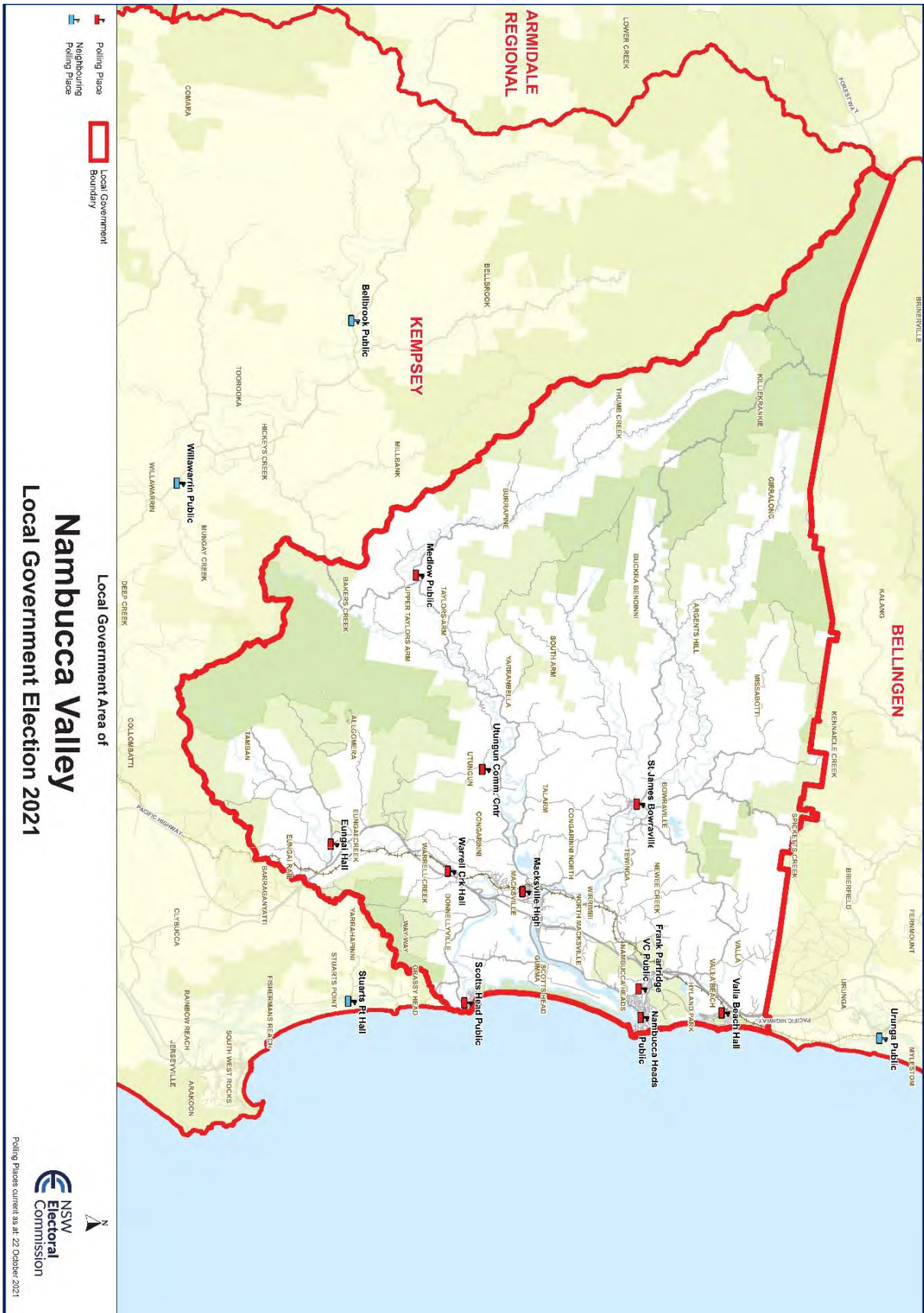
### Election costs

- Invoiced election cost: \$117,851
- Cost per elector: \$10.11

### NSW Electoral Commission website analytics

- 2,310 visitors to the Muswellbrook Shire Council election web page

# Nambucca Valley Council



## Election summary

### Undivided council

**Type of election conducted:** Councillor | Mayor

**Enrolment:** 15,961 **Residential roll:** 15,961 **Non-residential roll:** 0

**Councillor election total votes:** 12,826 **Formal:** 12,043 (93.9%) **Informal:** 783 (6.1%)

**Turnout rate:** 80.36%

**Mayor election total votes:** 12,816 **Formal:** 12,482 (97.39%) **Informal:** 334 (2.61%)

**Turnout rate:** 80.3%

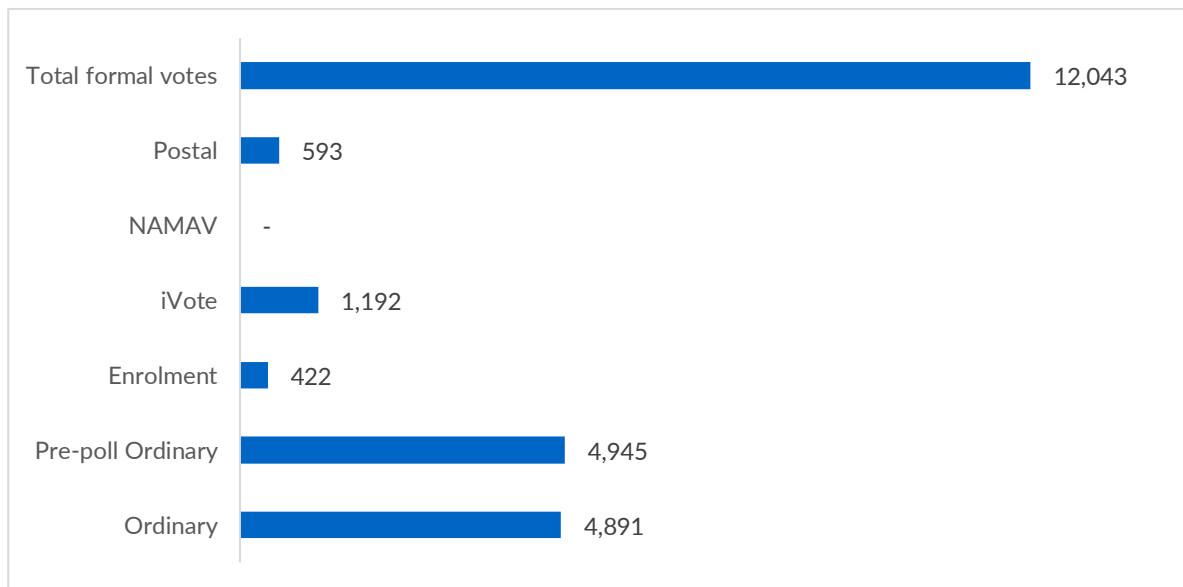
### Elected mayor (result declared Tuesday, 21 December 2021)

HOBAN Rhonda, Independent

### Elected councillors (result declared Thursday, 23 December 2021)

Councillor name	Affiliation
ANGEL James	
BALLANGARRY Martin	Independent
BALLANGARRY Trevor	Independent
BUCHANAN Ricky	Independent
JENVEY Susan	Labor
JONES David	Independent
VANCE Troy	Independent
WILSON John	Independent

## Formal votes cast by vote type (councillor election)



Apparent failure to vote notices issued: 2,615

## Mayoral nominations

Name	Affiliation
HOBAN Rhonda	Independent
JENVEY Susan	Labor

Mayor nominations withdrawn or rejected: 0

## Candidate nominations

Name	Affiliation
ANGEL James	
BALLANGARRY Martin	Independent
BALLANGARRY Trevor	Independent
BUCHANAN Ricky	Independent
CLOW Barry	Independent
HALL David	Independent
HOBAN Rhonda	Independent
JENVEY Susan	Labor
JONES David	Independent

Name	Affiliation
SCAFIDI Michael	Independent
SOBEY Peter	Independent
VANCE Troy	Independent
WILSON John	Independent

**Councillor nominations withdrawn or rejected:** 0 rejected, 1 withdrawn

## Election operations

### Election day staffing

Position	Number
Declaration vote issuing officers	1
Deputy polling place managers	10
Election officials	60
Polling place managers	10
<b>Total</b>	<b>81</b>

### Number of polling places

Type	Number
Pre-poll (early voting) centres	2
Election day polling places	10

### Returning Officer's office

- 39 Princess Street, Macksville NSW 2447

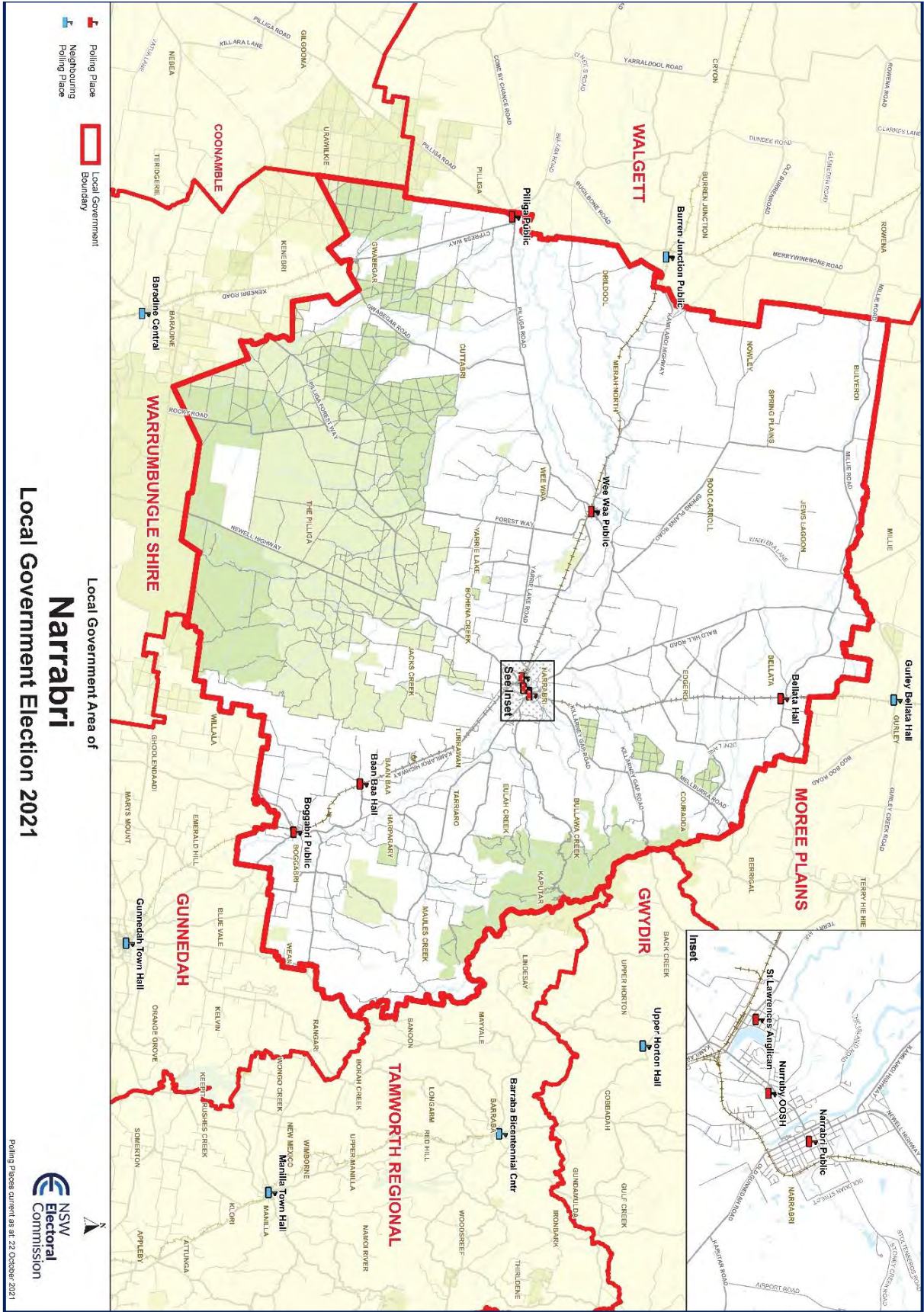
### Election costs

- Invoiced election cost: \$152,041
- Cost per elector: \$9.53

### NSW Electoral Commission website analytics

- 6,239 visitors to the Nambucca Valley Council election web page

# Narrabri Shire Council



## Election summary

### Undivided council

**Type of election conducted:** Councillor (9 councillors to be elected)

**Enrolment:** 9,235 **Residential roll:** 9,234 **Non-residential roll:** 1

**Councillor election total votes:** 7,387 **Formal:** 7,042 (95.33%) **Informal:** 345 (4.67%)

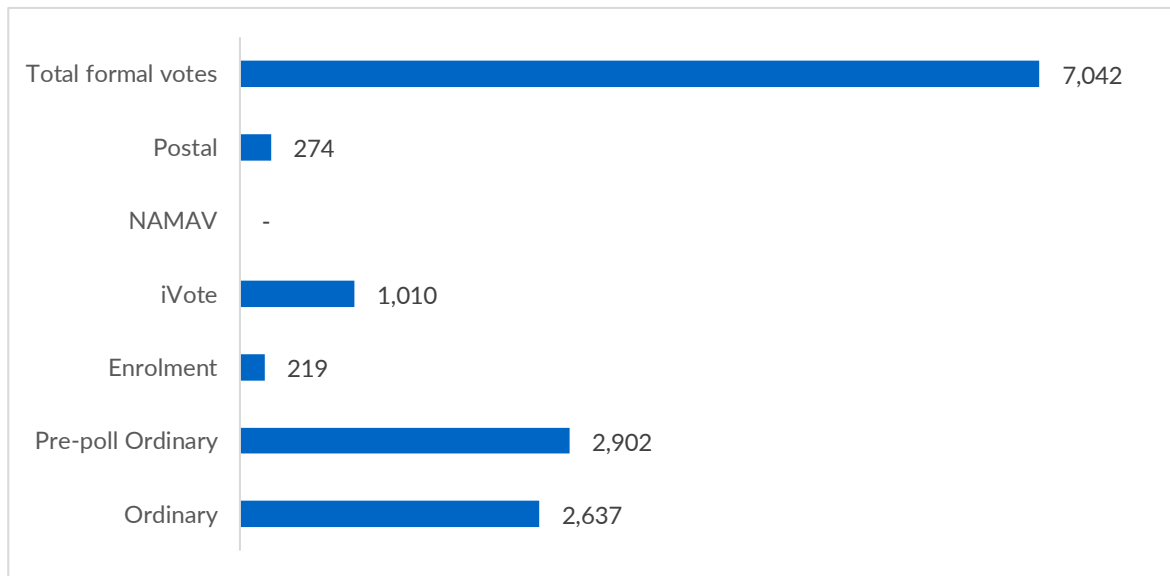
**Turnout rate:** 79.99%

### Elected councillors (result declared Thursday, 23 December 2021)

Councillor name	Affiliation
BOEHM Rohan	
BROWNING Robert	
CAMPBELL Ron	Independent
CLEMENTS John	Independent
DICKINSON Brett	Independent
LAMONT Greg	
REDDING Catherine	Independent
RICHARDSON Lisa	Independent
TIEMENS Darrell	Independent



## Formal votes cast by vote type



Apparent failure to vote notices issued: 1,573

## Candidate nominations

Name	Affiliation
ARMSTRONG Carol	Independent
BINGE Marilyn	
BOEHM Rohan	
BROWNING Robert	
CAMPBELL Ron	Independent
CAMPEY Ronald	Independent
CARRIGAN John	
CLEMENTS John	Independent
DAVIS Alf	
DICKINSON Brett	Independent
DWYER Crystal	Independent
FINLAY Lloyd	Independent
KNOX Leslie	Independent
LAIRD Rick	
LAMONT Greg	

Name	Affiliation
MCDONALD Maryanne	Independent
PHILLIPS Gary (Bill)	Independent
REDDING Catherine	Independent
RICHARDSON Lisa	Independent
STAINES Cameron	Independent
TIEMENS Darrell	Independent
TOUGH John	
TULLY Ronald	Independent

Councillor nominations withdrawn or rejected: 0

## Election operations

### Election day staffing

Position	Number
Declaration vote issuing officers	1
Deputy polling place managers	8
Election officials	19
Polling place managers	7
<b>Total</b>	<b>35</b>

### Number of polling places

Type	Number
Pre-poll (early voting) centres	2
Election day polling places	7

### Returning Officer's office

- 25 McElhone Street, Moree NSW 2400

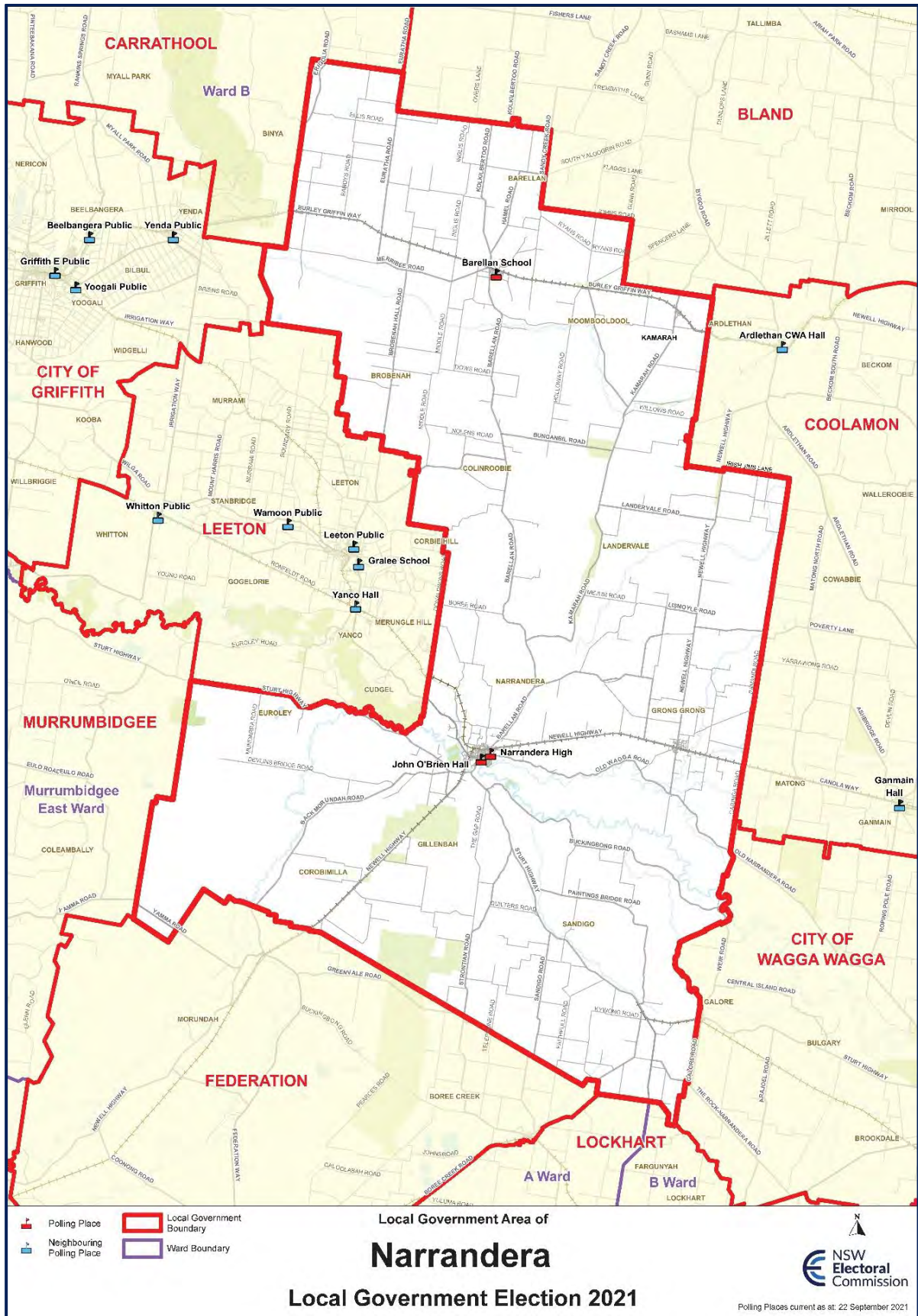
### Election costs

- Invoiced election cost: \$120,887
- Cost per elector: \$13.09

### NSW Electoral Commission website analytics

- 1,897 visitors to the Narrabri Shire Council election web page

# Narrandera Shire Council



## Election summary

### Undivided council

**Type of election conducted:** Councillor (9 councillors to be elected)

**Enrolment:** 4,291 **Residential roll:** 4,289 **Non-residential roll:** 2

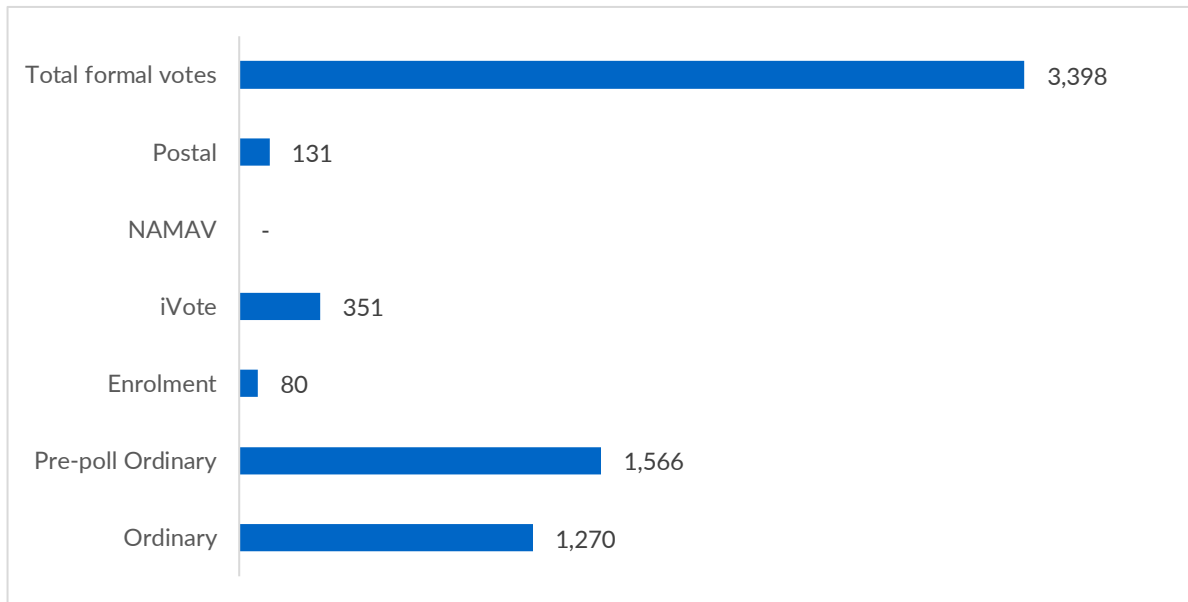
**Councillor election total votes:** 3,542 **Formal:** 3,398 (95.93%) **Informal:** 144 (4.07%)

**Turnout rate:** 82.54%

### Elected councillors (result declared Wednesday, 22 December 2021)

Councillor name	Affiliation
CLARKE Jenny	Independent
DAWSON Peter	
KSCHENKA Neville	Independent
LANDER Cameron	Independent
LEWIS Tracey	Independent
LYONS Braden	Independent
MORRIS Kevin	Independent
PAYNE Narelle	Independent
RUFFLES Sue	Independent

## Formal votes cast by vote type



Apparent failure to vote notices issued: 592

## Candidate nominations

Name	Affiliation
BRYON Barbara	Independent
CLARKE Jenny	Independent
CREGAN Rachele	Independent
DAVIES Stuart	Independent
DAWSON Peter	
KSCHENKA Neville	Independent
LANDER Cameron	Independent
LEWIS Tracey	Independent
LYONS Braden	Independent
MANNING Bob	
MATHIESON Leigh	Independent
MORRIS Kevin	Independent
PAYNE Narelle	Independent
RIVERO Shannon	Independent
RUFFLES Sue	Independent

Councillor nominations withdrawn or rejected: 0

## Election operations

### Election day staffing

Position	Number
Deputy polling place managers	3
Election officials	17
Polling place managers	3
<b>Total</b>	<b>23</b>

### Number of polling places

Type	Number
Pre-poll (early voting) centres	1
Election day polling places	3

### Returning Officer's office

- 5 See Street, Marrar NSW 2652

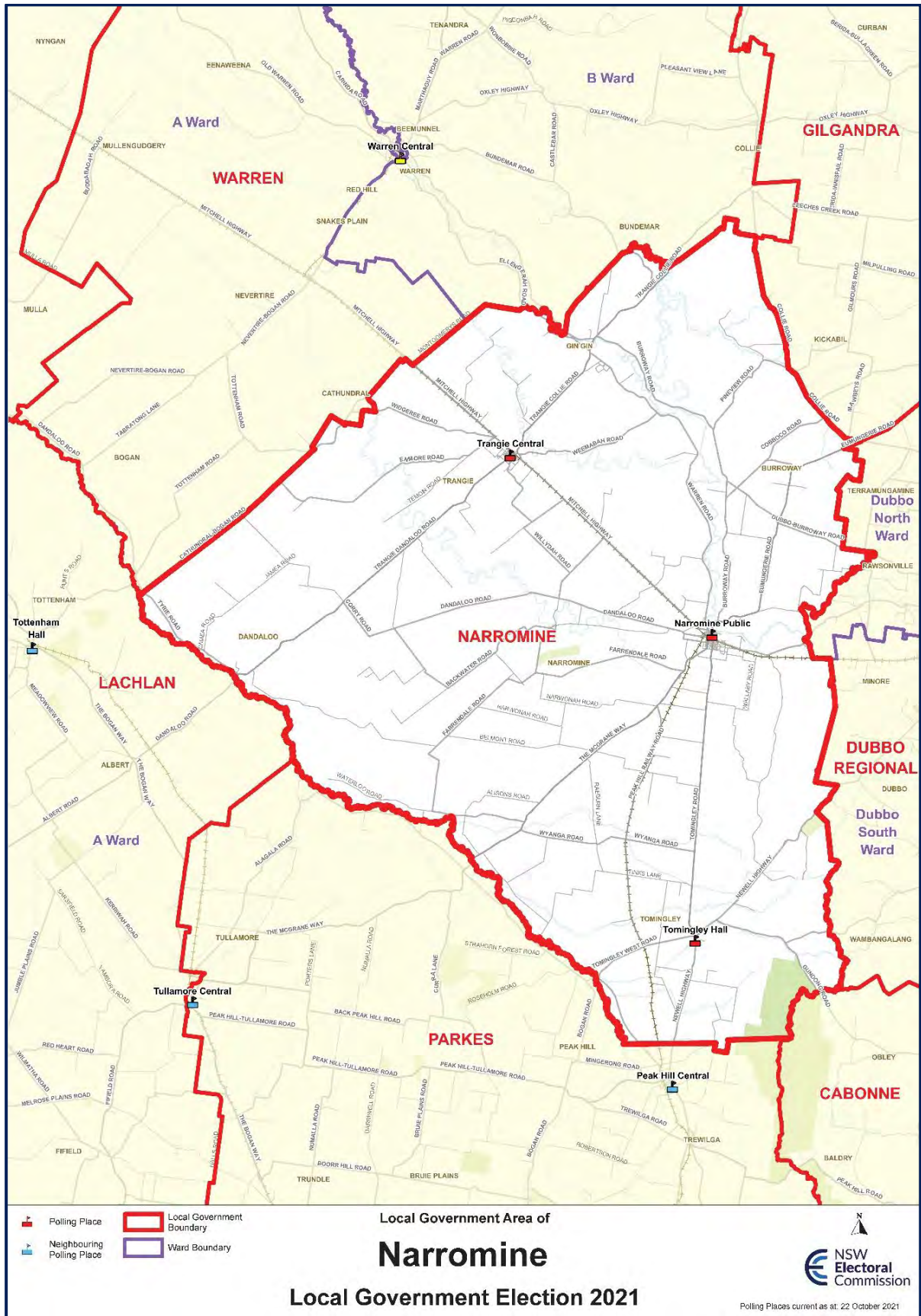
### Election costs

- Invoiced election cost: \$55,162
- Cost per elector: \$12.86

### NSW Electoral Commission website analytics

- 921 visitors to the Narrandera Shire Council election web page

# Narromine Shire Council



- Polling Place
- Neighbouring Polling Place
- Local Government Boundary
- Ward Boundary

Local Government Area of  
**Narromine**

Local Government Election 2021



Polling Places current as at: 22 October 2021



## Election summary

### Undivided council

**Type of election conducted:** Councillor (9 councillors to be elected)

**Enrolment:** 4,682 **Residential roll:** 4,682 **Non-residential roll:** 0

Nine (9) candidates nominated for the 9 councillor positions. All 9 nominated candidates were declared elected on Saturday, 4 December without the need for voting to be conducted.

### Elected councillors (result declared Saturday, 4 December 2021)

Councillor name	Affiliation
BEAUMONT Diane	Independent
COLLINS Dawn	Independent
DAVIES Craig	Independent
FORRESTER Casey	Independent
HOEY Adine	
JABLONSKI Lyn	Independent
JONES Ewen	Independent
LAMBERT Les	Independent
ROBERTS Lachlan	Independent

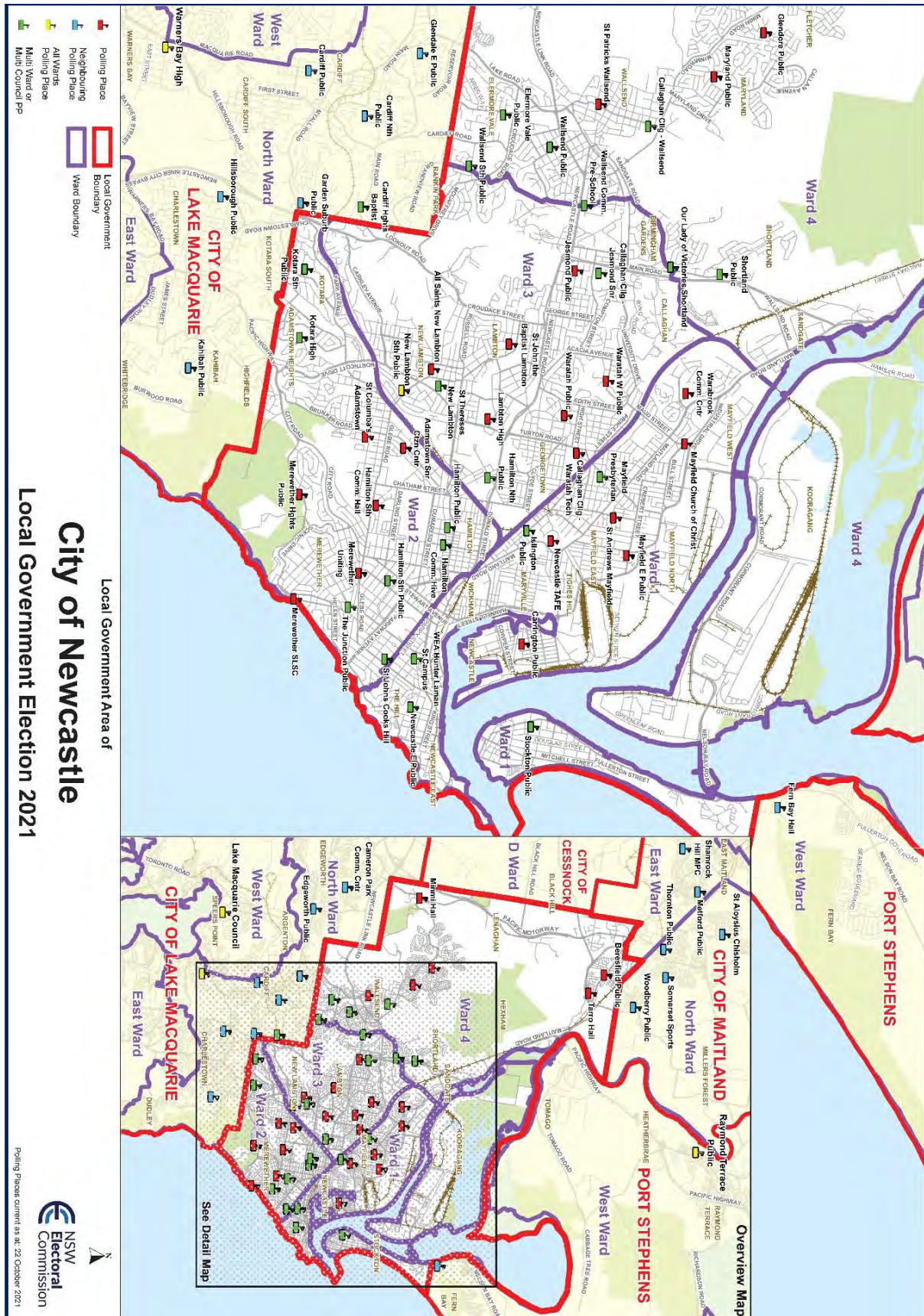
### Election costs

- Invoiced election cost: \$30,880
- Cost per elector: \$6.60

### NSW Electoral Commission website analytics

- 546 visitors to the Narromine Shire Council election web page

# Newcastle City Council



Local Government Area of  
**City of Newcastle**  
 Local Government Election 2021

## Election summary

**Divided:** Ward 1 | Ward 2 | Ward 3 | Ward 4

**Type of election conducted:** Councillor (12 councillors to be elected, 3 from each ward) | Mayor

**Enrolment:** 124,068 **Residential roll:** 124,053 **Non-residential roll:** 15

**Councillor election total votes:** 102,878 **Formal:** 98,302 (95.55%) **Informal:** 4,576 (4.45%)

**Turnout rate:** 82.92%

**Mayor election total votes:** 103,043 **Formal:** 100,275 (97.31%) **Informal:** 2,768 (2.69%)

**Turnout rate:** 83.05%

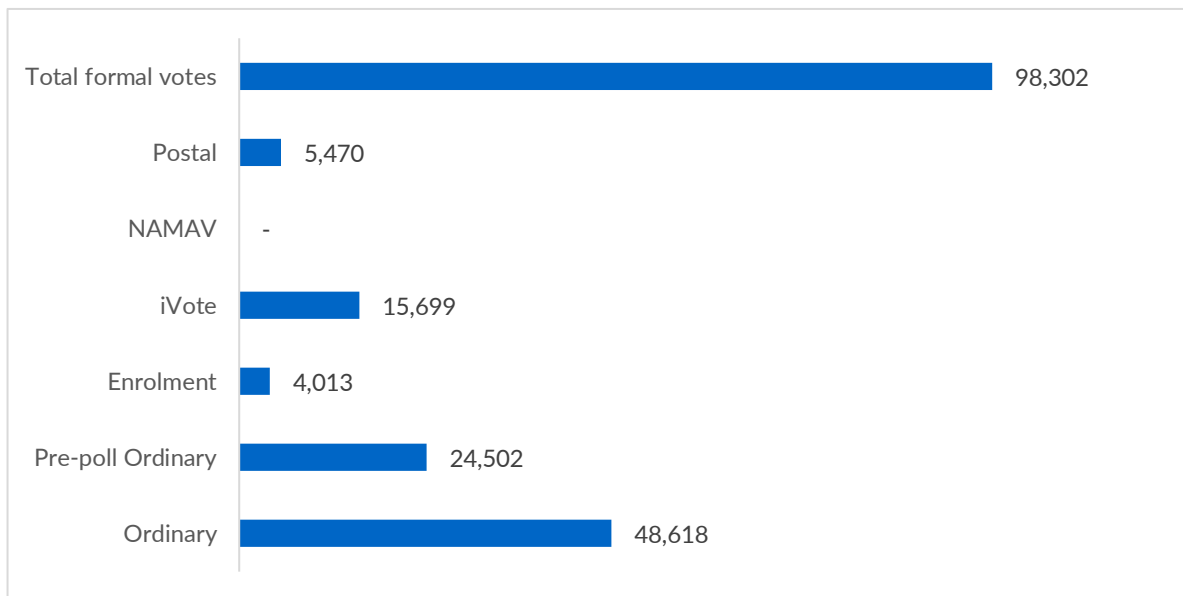
### Elected mayor (result declared Tuesday, 21 December 2021)

NELMES Nuatali, Labor

### Elected councillors (result declared Thursday, 23 December 2021)

Ward	Councillor name	Affiliation
Ward 1	CHURCH John	Independent
Ward 1	CLAUSEN Declan	Labor
Ward 1	MACKENZIE John	The Greens
Ward 2	BARRIE Jenny	Liberal
Ward 2	DUNCAN Carol	Labor
Ward 2	McCABE Charlotte	The Greens
Ward 3	WARK Katrina	Liberal
Ward 3	WINNEY-BAARTZ Peta	Labor
Ward 3	WOOD Margaret	Labor
Ward 4	MORRIS Elizabeth	Labor
Ward 4	PULL Callum	Liberal
Ward 4	RICHARDSON Deahnna	Labor

## Formal votes cast by vote type



Apparent failure to vote notices issued: 16,492

## Mayoral nominations

Name	Affiliation
BARRIE Jenny	Liberal
CHURCH John	Independent
HOLDING Rod	Independent
MACKENZIE John	The Greens
NELMES Nuatali	Labor
O'BRIEN Steve	Socialist Alliance

Mayor nominations withdrawn: 0

## Candidate nominations

Ward	Name	Affiliation
Ward 1	ASHBY Samantha	Socialist Alliance
Ward 1	BURGESS Cathy	The Greens
Ward 1	CHURCH John	Independent
Ward 1	CLAUSEN Declan	Labor
Ward 1	DAVIES Sally	Independent

Ward	Name	Affiliation
Ward 1	HAYES Edward	Liberal
Ward 1	KEATING Blake	Liberal
Ward 1	LEMMICH Darcy	Socialist Alliance
Ward 1	MACKENZIE John	The Greens
Ward 1	O'BRIEN Steve	Socialist Alliance
Ward 1	POOLE Graham	Liberal
Ward 1	ROOKE-FRIZELL Anne	The Greens
Ward 1	SHARPE Scott	Independent
Ward 1	SMOOTHY Rachel	Labor
Ward 1	WHITE Emma	Labor
Ward 2	AMOS Danielle	Independent
Ward 2	BARRIE Jenny	Liberal
Ward 2	DUNCAN Carol	Labor
Ward 2	FALLON Peter (PJ)	Independent
Ward 2	GILES Gregory	The Greens
Ward 2	JOHNSON Phill	Labor
Ward 2	McCABE Charlotte	The Greens
Ward 2	McNAMARA Paul	Liberal
Ward 2	PFEIFFER Scott	Independent
Ward 2	SCHOFIELD Jenna	Labor
Ward 2	WATERHOUSE Sharon	Liberal
Ward 2	WHITTALL Graham	The Greens
Ward 3	ANGELOZZI David	Independent
Ward 3	BEHELLI Mario	Animal Justice Party
Ward 3	BLANCH Catherine	Liberal
Ward 3	BREMNER YOUNG Sean	Animal Justice Party
Ward 3	BROLLO Darren	Animal Justice Party
Ward 3	BROOKER Mark	Independent
Ward 3	BUMAN Aaron	Liberal
Ward 3	FORD Emmalee	The Greens

Ward	Name	Affiliation
Ward 3	FRANCIS-COAN Sinead	The Greens
Ward 3	GINTERS Erin	Independent
Ward 3	JAMES Erica	Labor
Ward 3	NELMES Nuatali	Labor
Ward 3	NEWMARK Lily	The Greens
Ward 3	PARKINSON Leisha	Independent
Ward 3	THREADINGHAM Marnie	Independent
Ward 3	WARK Katrina	Liberal
Ward 3	WILD Dave	Independent
Ward 3	WINNEY-BAARTZ Peta	Labor
Ward 3	WOOD Margaret	Labor
Ward 4	CARLE Ben	Independent
Ward 4	CLARINGBOULD Maximus	Liberal
Ward 4	CRUMP Ann	Labor
Ward 4	ELLIOTT Kath	Independent
Ward 4	GROVES James	Independent
Ward 4	HORKAN David	The Greens
Ward 4	KEI Milo	The Greens
Ward 4	LEVICK Thomas	The Greens
Ward 4	MOFFATT Leighton	Independent
Ward 4	MORRIS Elizabeth	Labor
Ward 4	PULL Callum	Liberal
Ward 4	REDMAN Julie-Anne	Independent
Ward 4	RICHARDSON Deahna	Labor
Ward 4	ROBINSON Allan	Independent
Ward 4	ROGERS Wayne	Independent
Ward 4	TODHUNTER Stewart	Liberal

Councillor nominations withdrawn or rejected: 0

## Election operations

### Election day staffing

Position	Number
Declaration vote issuing officers	85
Deputy polling place managers	48
Election officials	421
Polling place managers	49
<b>Total</b>	<b>603</b>

### Number of polling places

Type	Number
Pre-poll (early voting) centres	5
Election day polling places	49

### Returning Officer's office

- Level 1, Suite 2, 150 King Street, Newcastle NSW 2330

### Election costs

- Invoiced election cost: \$984,138
- Cost per elector: \$7.93

### NSW Electoral Commission website analytics

- 68,559 visitors to the Newcastle City Council election web page

# North Sydney Council





## Election summary

**Divided:** Cammeraygal Ward | St Leonards Ward

**Type of election conducted:** Councillor (10 councillors to be elected, 5 from each ward)

**Enrolment:** 48,552 **Residential roll:** 48,539 **Non-residential roll:** 13

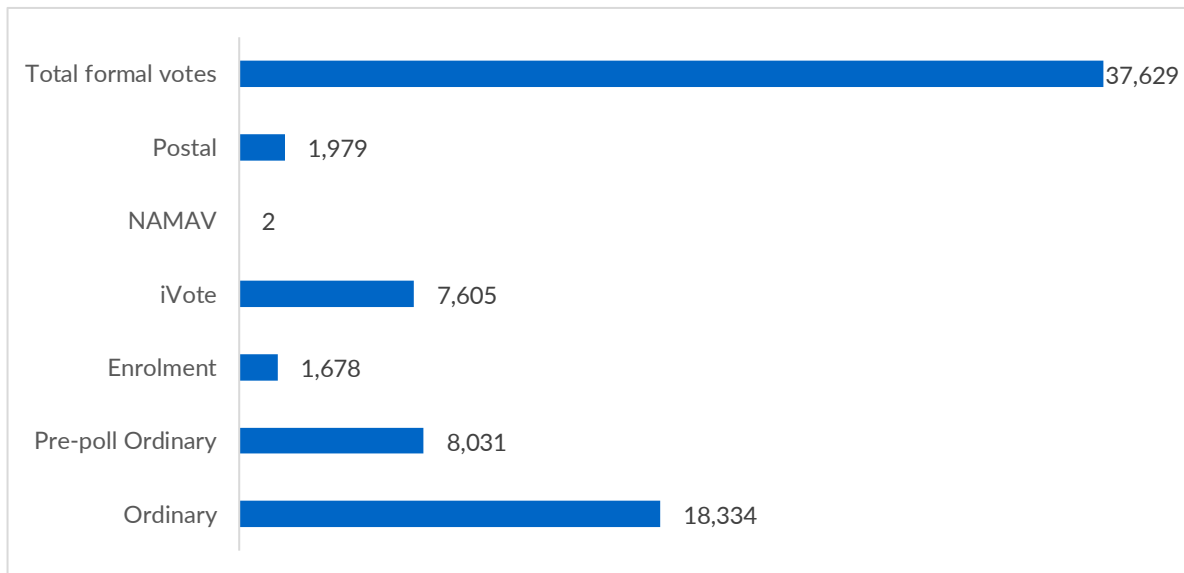
**Councillor election total votes:** 39,193 **Formal:** 37,629 (96.01%) **Informal:** 1564 (3.99%)

**Turnout rate:** 80.71%

### Elected councillors (result declared Thursday, 23 December 2021)

Ward	Councillor name	Affiliation
Cammeraygal Ward	BEREGI MaryAnn	Independent
Cammeraygal Ward	GIBSON Jilly	Independent
Cammeraygal Ward	LAMB Georgia	Sustainable Australia Party – Stop Overdevelopment/Corruption
Cammeraygal Ward	MUTTON Ian	Independent
Cammeraygal Ward	WELCH Shannon	Labor
St Leonards Ward	BAKER Zoe	Independent
St Leonards Ward	BOURKE William	Sustainable Australia Party – Stop Overdevelopment/Corruption
St Leonards Ward	DRUMMOND Alanya	Independent
St Leonards Ward	SANTER Godfrey	Labor
St Leonards Ward	SPENCELEY James	Independent

## Formal votes cast by vote type



Apparent failure to vote notices issued: 6,955

## Candidate nominations

Ward		Name	Affiliation
Cammeraygal Ward	Councillor	BAUER Hugo	Independent
Cammeraygal Ward	Councillor	BEGBIE James	Independent
Cammeraygal Ward	Councillor	BEREGI MaryAnn	Independent
Cammeraygal Ward	Councillor	BERNASCONI Nathan	Labor
Cammeraygal Ward	Councillor	BLAIR Estelle	Independent
Cammeraygal Ward	Councillor	BOTH Candice	Independent
Cammeraygal Ward	Councillor	CAMERON Marilyn	
Cammeraygal Ward	Councillor	CAVALLARO Elena	Independent
Cammeraygal Ward	Councillor	CHOI Jane	Independent
Cammeraygal Ward	Councillor	COLLINS Liam	Independent
Cammeraygal Ward	Councillor	COWLING Kel	Sustainable Australia Party – Stop Overdevelopment/Corruption
Cammeraygal Ward	Councillor	EGGLETON Bob	Sustainable Australia Party – Stop Overdevelopment/Corruption
Cammeraygal Ward	Councillor	FARRELL Isabella	Independent
Cammeraygal Ward	Councillor	GIBSON Jilly	Independent

Ward		Name	Affiliation
Cammeraygal Ward	Councillor	GREY Ian	Independent
Cammeraygal Ward	Councillor	GRIMSHAW Bruce	Labor
Cammeraygal Ward	Councillor	HARTLEY Rose	Independent
Cammeraygal Ward	Councillor	HOUVARDAS Steven	Independent
Cammeraygal Ward	Councillor	JUDD Amanda (Jane)	
Cammeraygal Ward	Councillor	KANG Sandeep (Sunny)	Independent
Cammeraygal Ward	Councillor	KARKI BASNET Anjana	Independent
Cammeraygal Ward	Councillor	LAMB Georgia	Sustainable Australia Party – Stop Overdevelopment/Corruption
Cammeraygal Ward	Councillor	LINGHAM Michelle	Independent
Cammeraygal Ward	Councillor	LUCAS John	Independent
Cammeraygal Ward	Councillor	MARTIN David	Independent
Cammeraygal Ward	Councillor	MICKLEBURGH David	Labor
Cammeraygal Ward	Councillor	MOON Timothy	Independent
Cammeraygal Ward	Councillor	MULLAN James	Independent
Cammeraygal Ward	Councillor	MUTTON Ian	Independent
Cammeraygal Ward	Councillor	PEARSON Richard	
Cammeraygal Ward	Councillor	PHAM Kristine	
Cammeraygal Ward	Councillor	PREVOST Elle	Independent
Cammeraygal Ward	Councillor	QUILTY Jessica	
Cammeraygal Ward	Councillor	REDDY Koovashni	Independent
Cammeraygal Ward	Councillor	RESENDE Jorge	Sustainable Australia Party – Stop Overdevelopment/Corruption
Cammeraygal Ward	Councillor	RICHMOND Katie	Independent
Cammeraygal Ward	Councillor	SMITH Melinda	Independent
Cammeraygal Ward	Councillor	WANT Michael	Sustainable Australia Party – Stop Overdevelopment/Corruption
Cammeraygal Ward	Councillor	WELCH Shannon	Labor
Cammeraygal Ward	Councillor	WESTWOOD Faye	Labor
Cammeraygal Ward	Councillor	WINTON Sophie	

Ward		Name	Affiliation
St Leonards Ward	Councillor	ADAMS George	Sustainable Australia Party – Stop Overdevelopment/Corruption
St Leonards Ward	Councillor	ANTONINI Nicole	Independent
St Leonards Ward	Councillor	BAKER Zoe	Independent
St Leonards Ward	Councillor	BARBOUR Stephen	
St Leonards Ward	Councillor	BOURKE William	Sustainable Australia Party – Stop Overdevelopment/Corruption
St Leonards Ward	Councillor	CARR Efi	
St Leonards Ward	Councillor	CARR Tony	Independent
St Leonards Ward	Councillor	COGGAN Gillian	Sustainable Australia Party – Stop Overdevelopment/Corruption
St Leonards Ward	Councillor	COUSENS Sally	Labor
St Leonards Ward	Councillor	CUI Ying (Anne)	Independent
St Leonards Ward	Councillor	DAVIDSON Diana	Independent
St Leonards Ward	Councillor	DRUMMOND Alanya	Independent
St Leonards Ward	Councillor	EMERY Richard	
St Leonards Ward	Councillor	FRASER Tracy	Independent
St Leonards Ward	Councillor	GALITSKY Serge	Labor
St Leonards Ward	Councillor	GOTH Alex	Labor
St Leonards Ward	Councillor	HERTZ Michelle	Independent
St Leonards Ward	Councillor	HOLDING Chris	Independent
St Leonards Ward	Councillor	HOLMES Ruth	Labor
St Leonards Ward	Councillor	KATZ Angelina	Independent
St Leonards Ward	Councillor	KEEN Jessica	
St Leonards Ward	Councillor	KWON Jennifer	Independent
St Leonards Ward	Councillor	LAMONT Stacey	Independent
St Leonards Ward	Councillor	LEPOURIS John	Independent
St Leonards Ward	Councillor	MARCHANDEAU Veronique	
St Leonards Ward	Councillor	McGRATH Sally	
St Leonards Ward	Councillor	MOLYNEUX John	Independent

Ward		Name	Affiliation
St Leonards Ward	Councillor	OH Hana	Sustainable Australia Party – Stop Overdevelopment/Corruption
St Leonards Ward	Councillor	RYVES Louise	Independent
St Leonards Ward	Councillor	SANTER Godfrey	Labor
St Leonards Ward	Councillor	SPENCELEY James	Independent
St Leonards Ward	Councillor	STAPLETON Christopher	
St Leonards Ward	Councillor	WHITFORD Daniel	Independent
St Leonards Ward	Councillor	WOLFE Mark	Independent
St Leonards Ward	Councillor	WYATT Wade	Sustainable Australia Party – Stop Overdevelopment/Corruption

Councillor nominations withdrawn or rejected: 0

## Election operations

### Election day staffing

Position	Number
Declaration vote issuing officers	28
Deputy polling place managers	16
Election officials	151
Polling place managers	16
<b>Total</b>	<b>211</b>

### Number of polling places

Type	Number
Pre-poll (early voting) centres	2
Election day polling places	16

### Returning Officer's office

- Suite 501, 1 James Place, North Sydney NSW 2060

### Election costs

- Invoiced election cost: \$482,828
- Cost per elector: \$9.94

### NSW Electoral Commission website analytics

41,391 visitors to the North Sydney Council election web page

# Northern Beaches Council



## Election summary

**Divided:** Curl Curl Ward | Frenchs Forest Ward | Manly Ward | Narrabeen Ward | Pittwater Ward

**Type of election conducted:** Councillor (15 councillors to be elected, 3 from each ward)

**Enrolment:** 183,478 **Residential roll:** 183,469 **Non-residential roll:** 9

**Councillor election total votes:** 154,048 **Formal:** 149,114 (96.8%) **Informal:** 4,934 (3.2%)

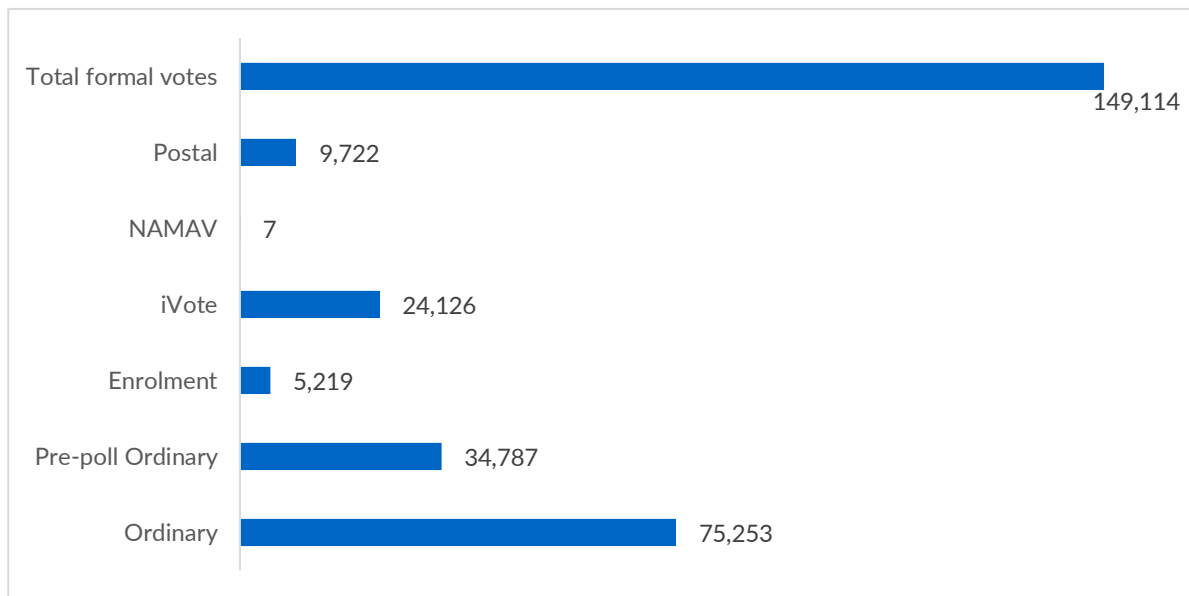
**Turnout rate:** 83.95%

### Elected councillors (result declared Wednesday, 22 December 2021)

Ward		Councillor name	Affiliation
Curl Curl Ward	Councillor	GLANVILLE Kristyn	The Greens
Curl Curl Ward	Councillor	HEINS Sue	Your Northern Beaches Independent Team
Curl Curl Ward	Councillor	WALTON David	Liberal
Frenchs Forest Ward	Councillor	MENANO-PIRES Jose	Your Northern Beaches Independent Team
Frenchs Forest Ward	Councillor	REGAN Michael	Your Northern Beaches Independent Team
Frenchs Forest Ward	Councillor	SPROTT Stuart	Liberal
Manly Ward	Councillor	BINGHAM Candy	Good For Manly
Manly Ward	Councillor	GRATTAN Sarah	Your Northern Beaches Independent Team
Manly Ward	Councillor	RYBURN Georgia	Liberal
Narrabeen Ward	Councillor	CRVELIN Bianca	Liberal
Narrabeen Ward	Councillor	DE LUCA Vincent	Independent
Narrabeen Ward	Councillor	ROBINS Ruth	Your Northern Beaches Independent Team
Pittwater Ward	Councillor	AMON Roderick (Rory)	Liberal
Pittwater Ward	Councillor	GENCHER Michael	Your Northern Beaches Independent Team
Pittwater Ward	Councillor	KORZY Miranda	The Greens



## Formal votes cast by vote type



Apparent failure to vote notices issued: 22,854

## Candidate nominations

Ward		Name	Affiliation
Curl Curl Ward	Councillor	CLIFFORD Brandt	Labor
Curl Curl Ward	Councillor	EASTON Jane	The Greens
Curl Curl Ward	Councillor	FURLONG Lee	Liberal
Curl Curl Ward	Councillor	GLANVILLE Kristyn	The Greens
Curl Curl Ward	Councillor	GROZIER Ben	Your Northern Beaches Independent Team
Curl Curl Ward	Councillor	HARRIS Abby	Labor
Curl Curl Ward	Councillor	HEINS Sue	Your Northern Beaches Independent Team
Curl Curl Ward	Councillor	HISLOP Louise	Your Northern Beaches Independent Team
Curl Curl Ward	Councillor	LAMBERT Judy	The Greens
Curl Curl Ward	Councillor	MCGAHEY Vicky	Liberal
Curl Curl Ward	Councillor	PERRETT-HALE Brandon	Labor
Curl Curl Ward	Councillor	WALTON David	Liberal
Frenchs Forest Ward	Councillor	BAKER Sarah	Your Northern Beaches Independent Team

Ward		Name	Affiliation
Frenchs Forest Ward	Councillor	BURNS Christopher	The Greens
Frenchs Forest Ward	Councillor	CLONDA Monica	Independent
Frenchs Forest Ward	Councillor	DAVIS Felicity	The Greens
Frenchs Forest Ward	Councillor	DENHAM Susan	The Greens
Frenchs Forest Ward	Councillor	HARRISON Roslyn	Your Northern Beaches Independent Team
Frenchs Forest Ward	Councillor	LOVELL David	Liberal
Frenchs Forest Ward	Councillor	MENANO-PIRES Jose	Your Northern Beaches Independent Team
Frenchs Forest Ward	Councillor	MIDDLETON Marcus	Liberal
Frenchs Forest Ward	Councillor	REGAN Michael	Your Northern Beaches Independent Team
Frenchs Forest Ward	Councillor	SHARPE Chris	Independent
Frenchs Forest Ward	Councillor	SHARPE Tricia	Independent
Frenchs Forest Ward	Councillor	SPROTT Stuart	Liberal
Manly Ward	Councillor	ANDERSON Isabella	Liberal
Manly Ward	Councillor	BINGHAM Candy	Good For Manly
Manly Ward	Councillor	BOCHNER Michael	Labor
Manly Ward	Councillor	BRODIE James	Independent
Manly Ward	Councillor	CALCRAFT Bill	Liberal
Manly Ward	Councillor	DAWES Pamela	The Greens
Manly Ward	Councillor	GRATTAN Sarah	Your Northern Beaches Independent Team
Manly Ward	Councillor	GRIFFIN Cathy	The Greens
Manly Ward	Councillor	HARRISON Piper	Your Northern Beaches Independent Team
Manly Ward	Councillor	HOWELLS Carolyn	Labor

Ward		Name	Affiliation
Manly Ward	Councillor	JACKSON Chris	Your Northern Beaches Independent Team
Manly Ward	Councillor	KELLY John	Independent
Manly Ward	Councillor	LE ROUX Terrance	The Greens
Manly Ward	Councillor	NOVAKOVIC Maryann	Independent
Manly Ward	Councillor	PIGRAM Sam	Labor
Manly Ward	Councillor	PORTER Scott	Good For Manly
Manly Ward	Councillor	RYBURN Georgia	Liberal
Manly Ward	Councillor	WALSH Sonia	Good For Manly
Narrabeen Ward	Councillor	ADDERTON Matt	Your Northern Beaches Independent Team
Narrabeen Ward	Councillor	BURNETT Joanna	The Greens
Narrabeen Ward	Councillor	COOK Tammy	Independent
Narrabeen Ward	Councillor	CRVELIN Bianca	Liberal
Narrabeen Ward	Councillor	DE LUCA Vincent	Independent
Narrabeen Ward	Councillor	FLEGG Jonathon	Liberal
Narrabeen Ward	Councillor	GILTINAN Robert	Independent
Narrabeen Ward	Councillor	GOODMAN Paula	Labor
Narrabeen Ward	Councillor	HALNAN Sarah	Liberal
Narrabeen Ward	Councillor	HARRIS Richard	Independent
Narrabeen Ward	Councillor	HRNJAK Ethan	The Greens
Narrabeen Ward	Councillor	MARR Gregory	Independent
Narrabeen Ward	Councillor	MOOY Amanda	The Greens
Narrabeen Ward	Councillor	MORAN Sean	Your Northern Beaches Independent Team
Narrabeen Ward	Councillor	ROBINS Ruth	Your Northern Beaches Independent Team
Narrabeen Ward	Councillor	TURKINGTON Jared	Labor
Narrabeen Ward	Councillor	WEST Galileo	Labor
Pittwater Ward	Councillor	AMON Roderick (Rory)	Liberal
Pittwater Ward	Councillor	GENCHER Michael	Your Northern Beaches Independent Team

Ward		Name	Affiliation
Pittwater Ward	Councillor	HOPTON Robert	Independent
Pittwater Ward	Councillor	KORZY Miranda	The Greens
Pittwater Ward	Councillor	LONGLEY Philip	Liberal
Pittwater Ward	Councillor	McTAGGART Alex	Independent
Pittwater Ward	Councillor	PAGE Karina	Liberal
Pittwater Ward	Councillor	RICKETSON James	Independent
Pittwater Ward	Councillor	TURNBULL Sarah	Your Northern Beaches Independent Team
Pittwater Ward	Councillor	TURNER India	The Greens
Pittwater Ward	Councillor	UREN Colleen	Independent
Pittwater Ward	Councillor	WAWN Pru	The Greens
Pittwater Ward	Councillor	WHITE Ian	Your Northern Beaches Independent Team

#### Councillor nominations withdrawn or rejected

Ward	Rejected	Withdrawn
Curl Curl Ward	0	0
Frenchs Forest Ward	0	0
Manly Ward	0	0
Narrabeen Ward	1	0
Pittwater Ward	0	0

## Election operations

### Election day staffing

Position	Number
Declaration vote issuing officers	113
Deputy polling place managers	60
Election officials	550
Polling place managers	60
<b>Total</b>	<b>783</b>

**Number of polling places**

<b>Type</b>	<b>Number</b>
Pre-poll (early voting) centres	7
Election day polling places	60

### Returning Officer's office

- Building B, Suite 6, 13 Narabang Way, Belrose NSW 2099

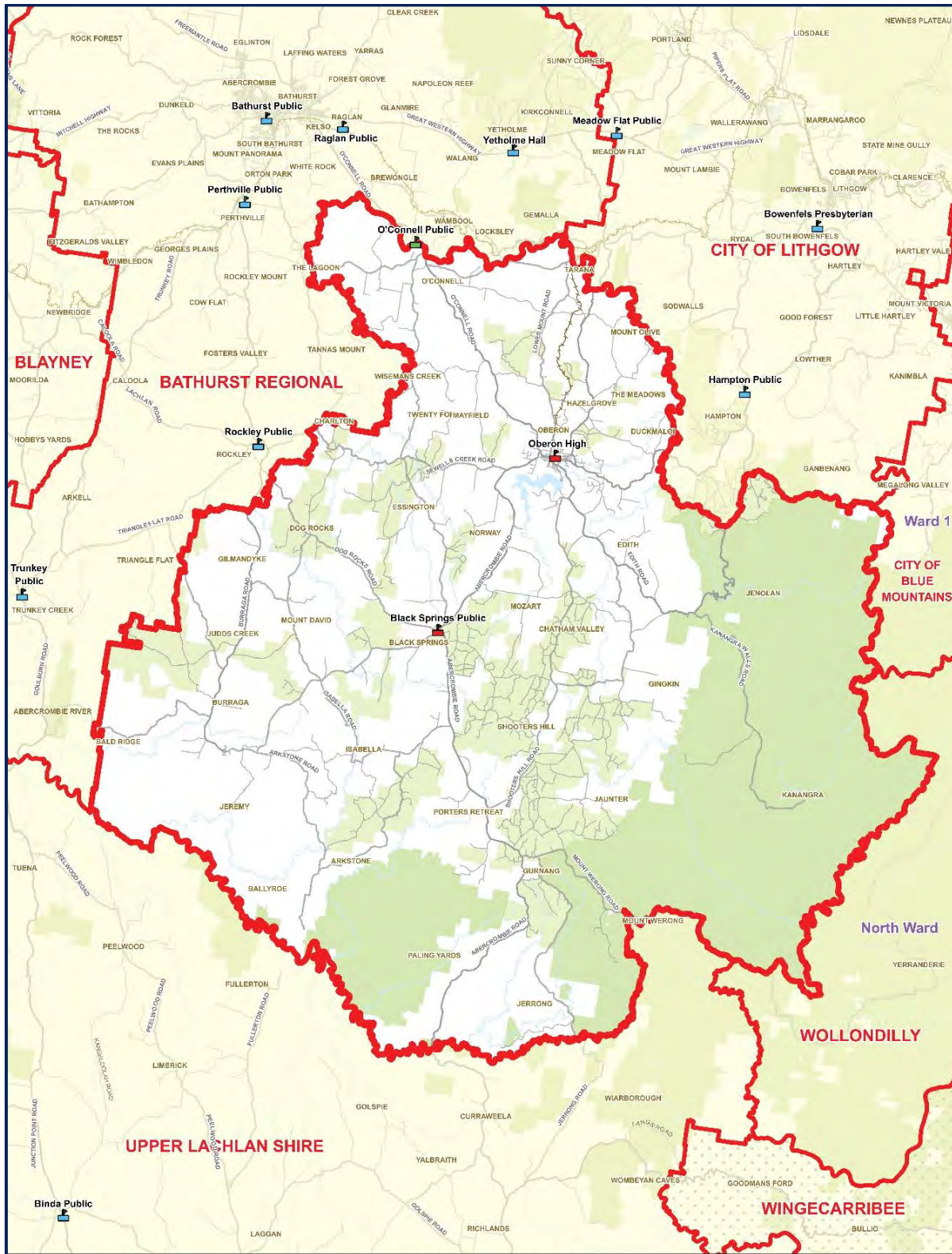
### Election costs

- Invoiced election cost: \$1,370,536
- Cost per elector: \$7.47

### NSW Electoral Commission website analytics

- 86,062 visitors to the Northern Beaches Council election web page

# Oberon Council



		<p>Local Government Area of</p> <h2>Oberon</h2> <p>Local Government Election 2021</p>	 NSW Electoral Commission <small>Polling Places current as at: 22 September 2021</small>

## Election summary

### Undivided council

**Type of election conducted:** Councillor (9 councillors to be elected)

**Enrolment:** 3,989 **Residential roll:** 3,969 **Non-residential roll:** 20

**Councillor election total votes:** 3,368 **Formal:** 3,215 (95.46%) **Informal:** 153 (4.54%)

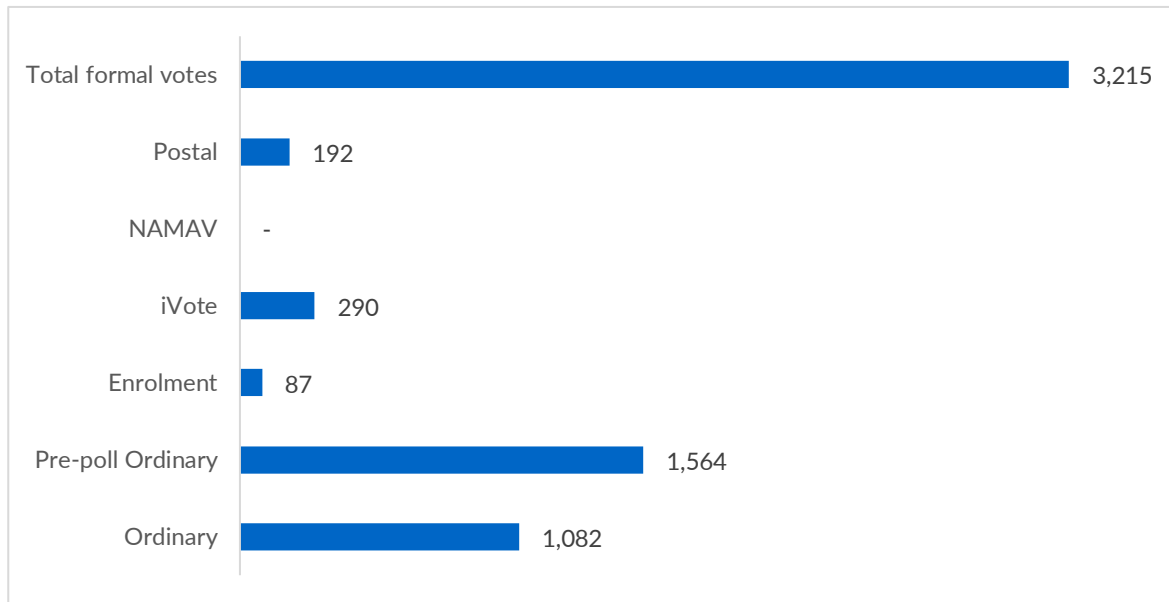
**Turnout rate:** 84.43%

### Elected councillors (result declared Tuesday, 21 December 2021)

Councillor name	Affiliation
GRAHAM Katie	Independent
HAYDEN Helen	
KELLAM Mark	Independent
McCARTHY Clive	Independent
MCKECHNIE Mick	Independent
MCKIBBIN Andrew	Independent
TREMBATH Lauren	Independent
TUCKER Ian	Independent
WATT Bruce	Independent



## Formal votes cast by vote type



Apparent failure to vote notices issued: 494

## Candidate nominations

Name	Affiliation
BOURNE Gregory	Independent
FRANCIS Neil	
GRAHAM Katie	Independent
HAYDEN Helen	
KELLAM Mark	Independent
KILBY Margaret	
McCARTHY Clive	Independent
MCKECHNIE Mick	Independent
MCKIBBIN Andrew	Independent
SOVIK Sig	Independent
TREMBATH Lauren	Independent
TUCKER Ian	Independent
WATT Bruce	Independent

Councillor nominations withdrawn or rejected: 0

## Election operations

### Election day staffing

Position	Number
Declaration vote issuing officers	2
Deputy polling place managers	3
Election officials	18
Polling place managers	3
<b>Total</b>	<b>26</b>

### Number of polling places

Type	Number
Pre-poll (early voting) centres	2
Election day polling places	3

### Returning Officer's office

- 171 Howick Street Bathurst NSW 2795

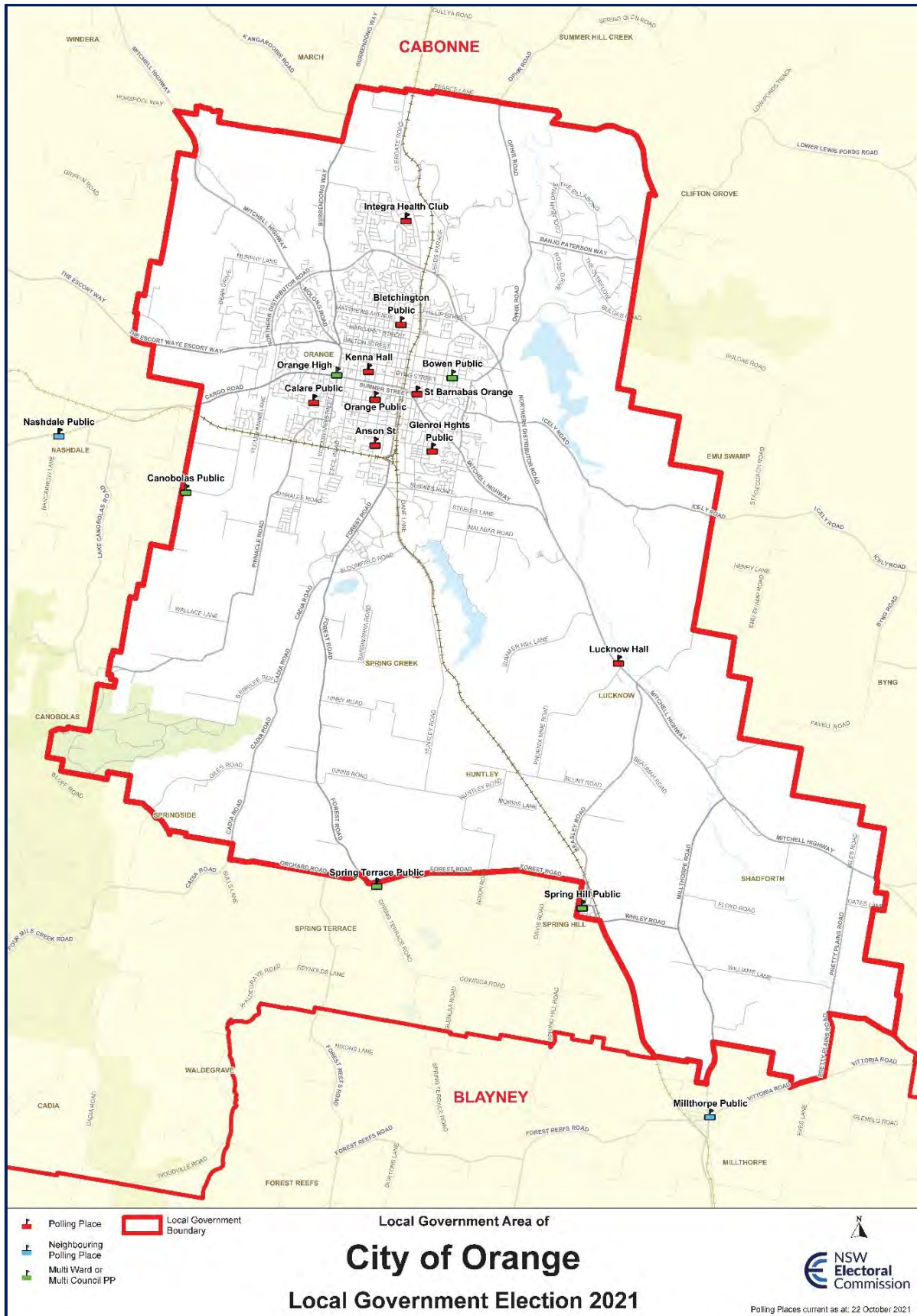
### Election costs

- Invoiced election cost: \$63,988
- Cost per elector: \$16.04

### NSW Electoral Commission website analytics

- 1,026 visitors to the Oberon Council election web page

# Orange City Council



## Election summary

### Undivided council

**Type of election conducted:** Councillor (11 councillors to be elected) | Mayor

**Enrolment:** 30,109 **Residential roll:** 30,057 **Non-residential roll:** 52

**Councillor election total votes:** 25,424 **Formal:** 23,740 (93.38%) **Informal:** 1,684 (6.62%)

**Turnout rate:** 84.44%

**Mayor election total votes:** 25,409 **Formal:** 24,355 (95.85%) **Informal:** 1,054 (4.15%)

**Turnout rate:** 84.39%

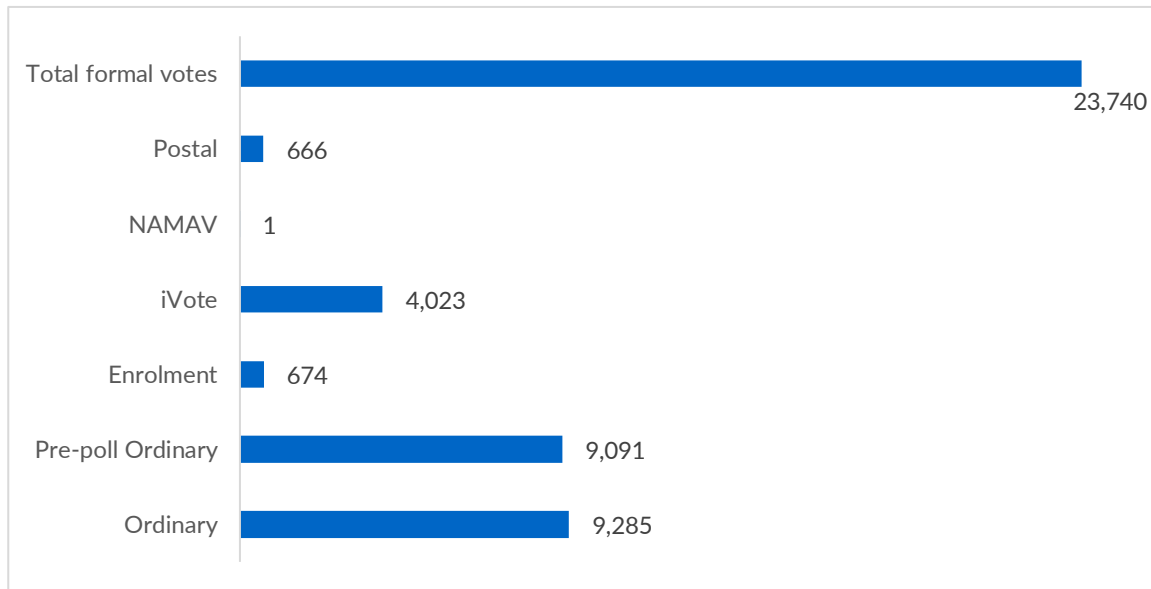
### Elected mayor (result declared Tuesday, 21 December 2021)

HAMLING Jason, Independent

### Elected councillors (result declared Thursday, 23 December 2021)

Councillor name	Affiliation
DUFFY Kevin	
EVANS Jack	
FLOYD Glenn	Shooters, Fishers and Farmers
GREENHALGH Tammy	Independent
KINGHORNE Frances	Independent
MALLARD David	The Greens
MCDONELL Melanie	Independent
MILETO Tony	Independent
PETERSON Steven	Independent
POWER Gerald	Independent
WHITTON Jeffery	

## Formal votes cast by vote type



Apparent failure to vote notices issued: 3,839

## Mayoral nominations

Name	Affiliation
DUFFY Kevin	
HAMLING Jason	Independent
JONES Neil	The Greens
MILETO Tony	Independent
SMITH Lesley	Independent
SPALDING Amanda	Independent
WHITTON Jeffery	

Mayor nominations withdrawn or rejected: 0

## Candidate nominations

Name	Affiliation
ADETIFA Eunice	Independent
BAINES Warwick	Independent
BARBAGALLO Concetta	Shooters, Fishers and Farmers
BAYLISS Adam	Shooters, Fishers and Farmers

Name	Affiliation
BROWN Luke	Shooters, Fishers and Farmers
CONNAUGHTON George	Independent
COPPING Gail	
CRANE Theodore	Independent
DUFFY Kevin	
DUNLOP Hannah	Independent
DUNN Heather	
EDWARDS Haidee	The Greens
ELMES-MIELKE Phillipa	Independent
EVANS Jack	
FINN Jim	
FLOYD Glenn	Shooters, Fishers and Farmers
GIRLE-BENNETT Joshua	
GOODLOCK Cathy	
GRANT Nicole	Independent
GREENHALGH Tammy	Independent
HAMLING Jason	Independent
HANRAHAN Scott	Independent
HARVEY Craig	Independent
HATTERSLEY Richard	Independent
HEALEY Bridget	Independent
HUCK Christopher	Independent
HUYSMANS Emily	Independent
JOHNSON Darren	
JUDGE Graeme	
KINGHORNE Frances	Independent
LACEY Jennifer	Independent
LOWE Emilie	Independent
MALLARD David	The Greens
MCDONELL Melanie	Independent

Name	Affiliation
MCGREGOR Daniel	Independent
MCGREGOR Sarah	Independent
MCLAUGHLIN AnneMaree	The Greens
MCLAUGHLIN Robert	The Greens
MILETO Tony	Independent
MOORE Mandy	Independent
MUNRO Scott	Independent
MURPHY Cindy	Independent
NADEN Brett	Independent
NADEN Casey	Independent
NADEN Erin	Independent
NAUGHTON Geoff	
NUGENT Stephen	The Greens
OAKDEN David	Independent
PARISH Addam	
PATTESON Jane	Independent
PETERSON Steven	Independent
POWER Gerald	Independent
POWER Isaac	Independent
PRATTEN Jenny	The Greens
ROMANO Julia	Shooters, Fishers and Farmers
SMITH Granton	Independent
SMITH Lesley	Independent
SPALDING Amanda	Independent
TARTAK Antoine	Shooters, Fishers and Farmers
WARD Allecia	Independent
WHITTON Jeffery	
WHITTON Joshua	
WILLIAMS Beverley	Independent
WOOD Bernadette	Independent

Name	Affiliation
YOUNG Colin	Independent

Councillor nominations withdrawn or rejected: 0

## Election operations

### Election day staffing

Position	Number
Declaration vote issuing officers	10
Deputy polling place managers	14
Election officials	83
Polling place managers	14
<b>Total</b>	<b>121</b>

### Number of polling places

Type	Number
Pre-poll (early voting) centres	3
Election day polling places	14

### Returning Officer's office

- 123 Endsleigh Avenue, Orange NSW 2800

### Election costs

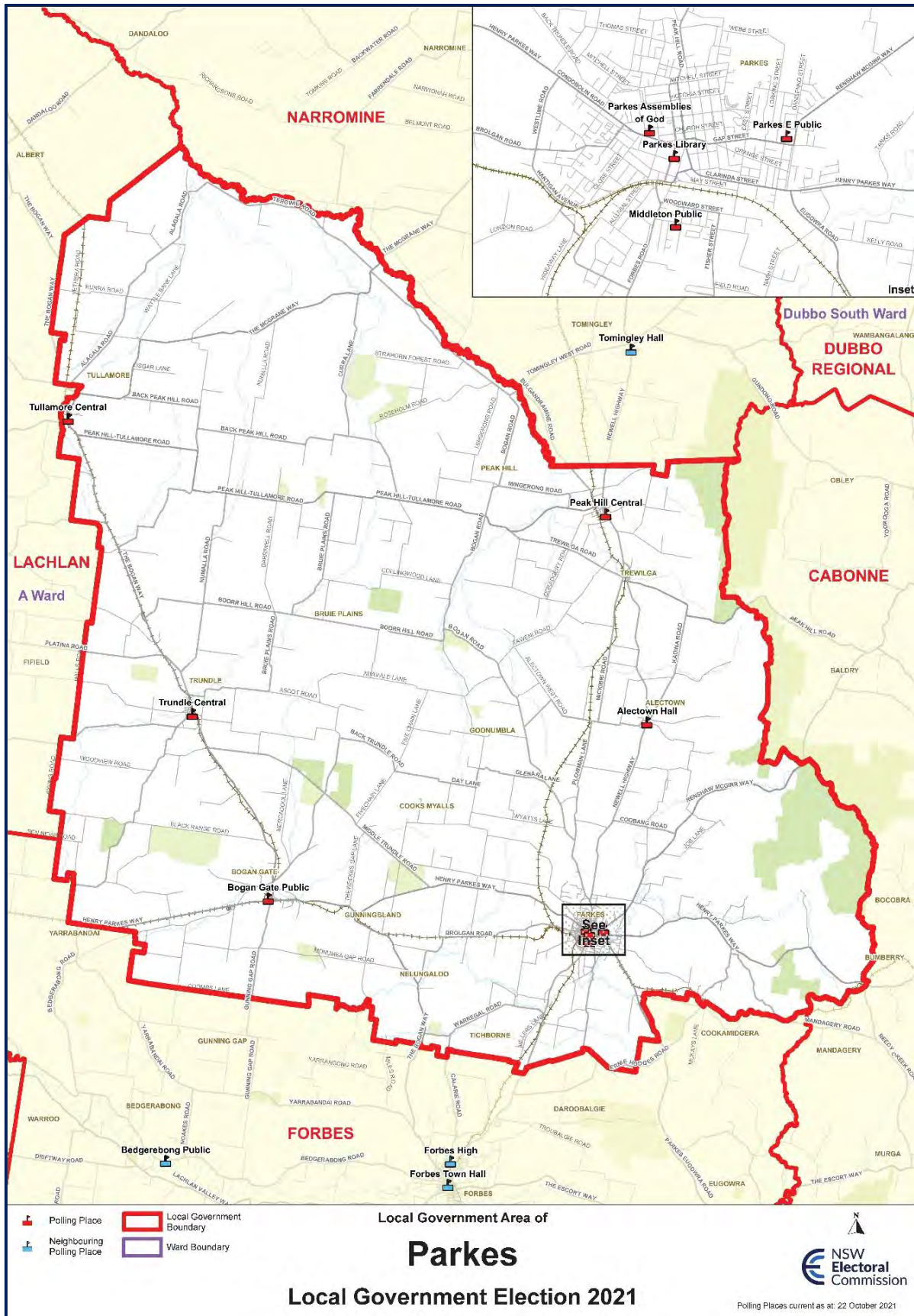
- Invoiced election cost: \$322,560
- Cost per elector: \$10.71

### NSW Electoral Commission website analytics

- 10,318 visitors to the Orange City Council election web page



# Parques Shire Council



## Election summary

### Undivided council

**Type of election conducted:** Councillor (10 councillors to be elected)

**Enrolment:** 10,528 **Residential roll:** 10,528 **Non-residential roll:** 0

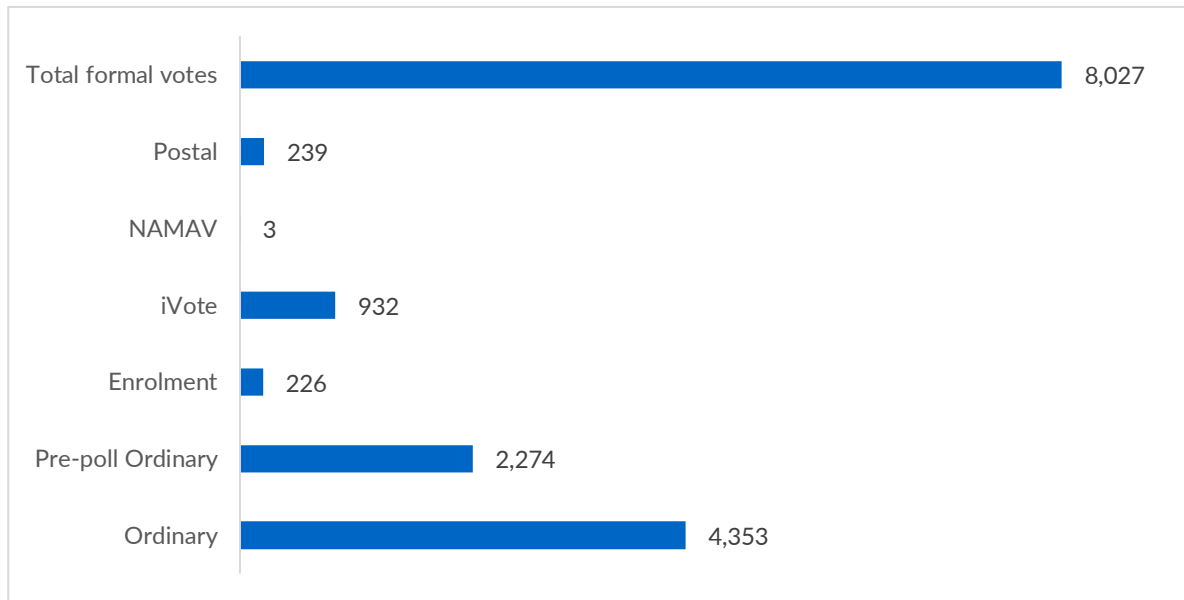
**Councillor election total votes:** 8,824 **Formal:** 8,027 (90.97%) **Informal:** 797 (9.03%)

**Turnout rate:** 83.81%

### Elected councillors (result declared Wednesday, 22 December 2021)

Councillor name	Affiliation
APPLEBEE Marg	Independent
CASS Jacob	Independent
JAYET Bill	
KEITH Ken	
McGRATH Kenny	Independent
O'LEARY Louise	Independent
PRATT George	
WEBER Daniel	
WESTCOTT Neil	Independent
WILSON Glenn	

## Formal votes cast by vote type



Apparent failure to vote notices issued: 1,421

## Candidate nominations

Name	Affiliation
APPLEBEE Marg	Independent
BURKE Johanne	
CASS Jacob	Independent
COULSTON John	Independent
FRANCIS Cathy	Independent
HODGE Ray	
JAYET Bill	
KEITH Ken	
McGRATH Kenny	Independent
O'LEARY Louise	Independent
PRATT George	
SCHERER Matthew	
SNYMAN Erik	
SOUTHON John	Independent
WEBER Daniel	

Name	Affiliation
WEBER Peter	
WESTCOTT Neil	Independent
WHITE Sean	
WILSON Glenn	

Councillor nominations withdrawn or rejected: 0

## Election operations

### Election day staffing

Position	Number
Declaration vote issuing officers	4
Deputy polling place managers	9
Election officials	54
Polling place managers	9
<b>Total</b>	<b>76</b>

### Number of polling places

Type	Number
Pre-poll (early voting) centres	1
Election day polling places	9

### Returning Officer's office

- 30 Welcome Street, Parkes NSW 2870

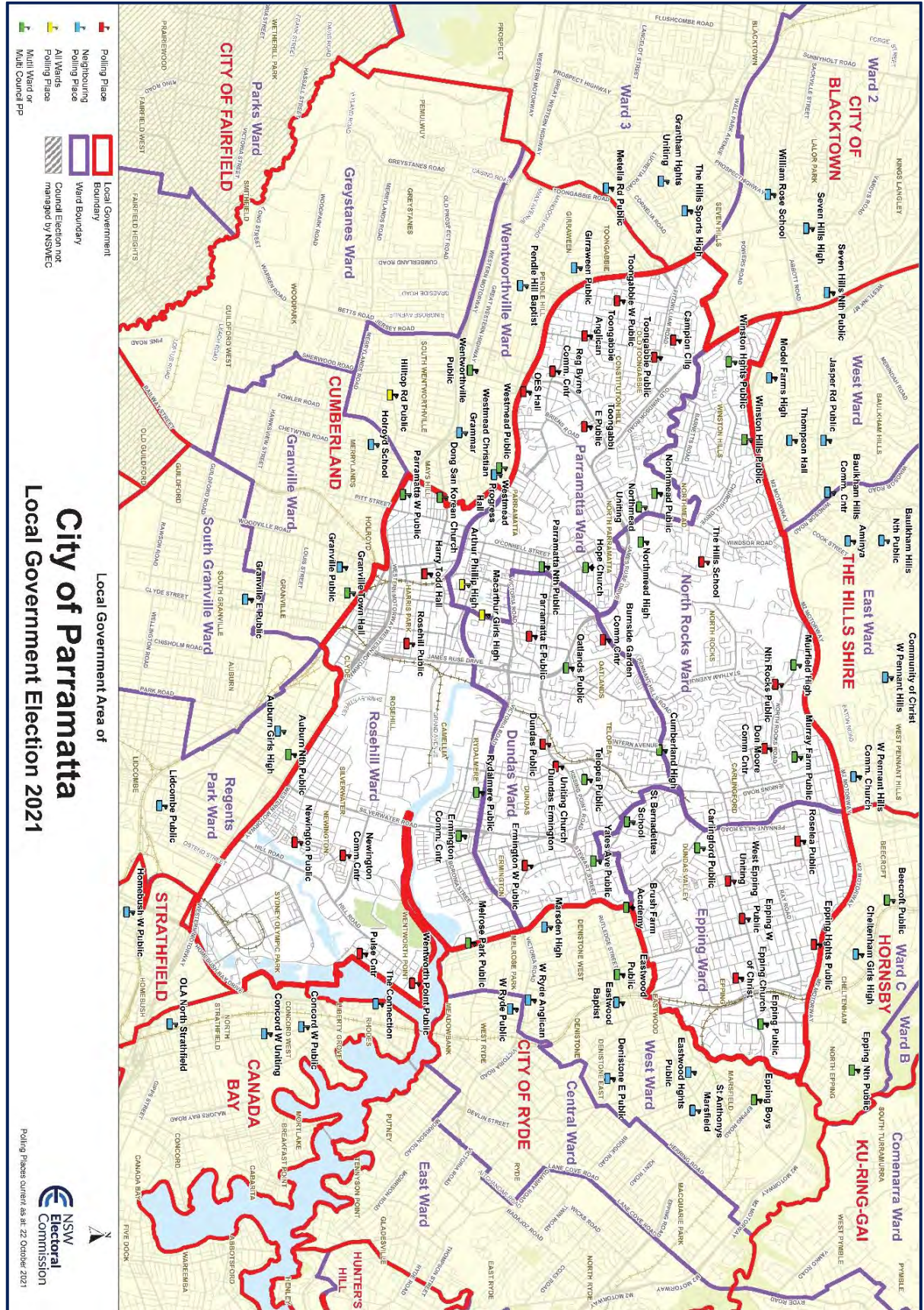
### Election costs

- Invoiced election cost: \$136,003
- Cost per elector: \$12.92

### NSW Electoral Commission website analytics

- 2,637 visitors to the Parkes Shire Council election web page

# City of Parramatta Council



## Election summary

**Divided:** Dundas Ward | Epping Ward | North Rocks Ward | Parramatta Ward | Rosehill Ward

**Type of election conducted:** Councillor (15 councillors to be elected, 3 from each ward)

**Enrolment:** 139,099 **Residential roll:** 139,080 **Non-residential roll:** 19

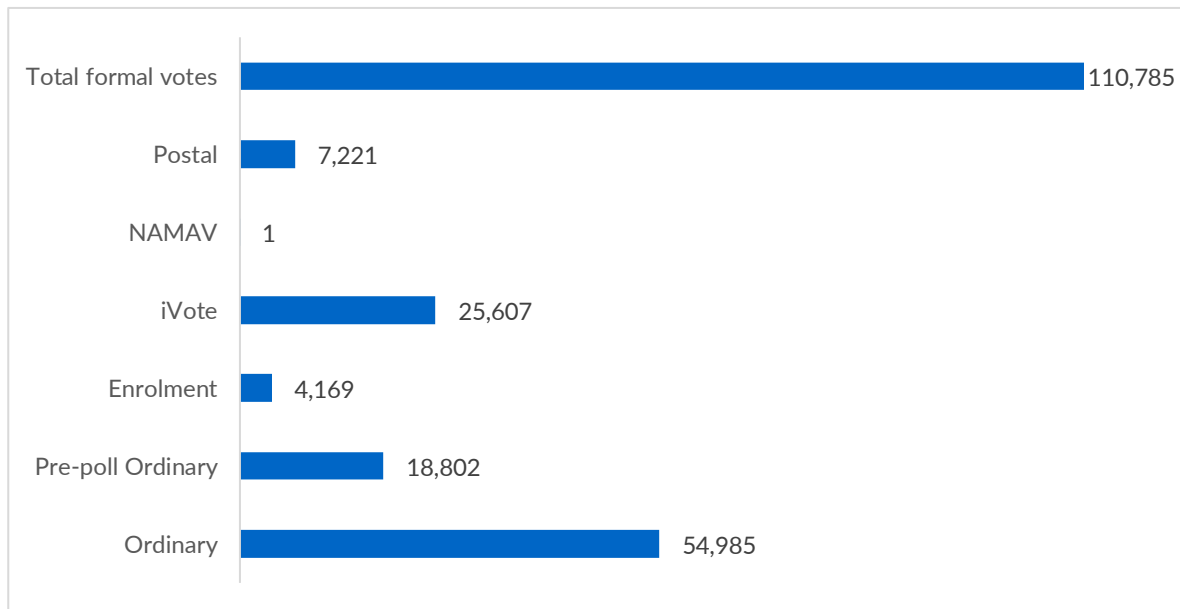
**Councillor election total votes:** 116,332 **Formal:** 110,785 (95.23%) **Informal:** 5,547 (4.76%)

**Turnout rate:** 83.62%

### Elected councillors (result declared Wednesday, 22 December 2021)

Ward	Councillor name	Affiliation
Dundas Ward	DARLEY Kellie	Independent
Dundas Ward	ESBER Pierre	Labor
Dundas Ward	GARRARD Michelle	Our Local Community
Epping Ward	DAVIS Donna	Labor
Epping Ward	MACLEAN Cameron	Labor
Epping Ward	WEARNE Lorraine	Lorraine Wearne Independents
North Rocks Ward	HUMPHRIES Ange	Labor
North Rocks Ward	VALJAK Georgina	Independent
North Rocks Ward	WANG Ronghui (Donna)	Our Local Community
Parramatta Ward	BRADLEY Phil	The Greens
Parramatta Ward	GREEN Henry	Our Local Community
Parramatta Ward	PANDEY Sameer	Labor
Rosehill Ward	NOACK Paul	Labor
Rosehill Ward	PROCIV Patricia	Labor
Rosehill Ward	SIVIERO Dan	Our Local Community

## Formal votes cast by vote type



Apparent failure to vote notices issued: 17,848

## Candidate nominations

Ward	Name	Affiliation
Dundas Ward	BUTCHER Wayne	Our Local Community
Dundas Ward	DAHER Sam	Labor
Dundas Ward	DARLEY Kellie	Independent
Dundas Ward	ELLARD Anthony	Labor
Dundas Ward	ESBER Pierre	Labor
Dundas Ward	GARRARD Michelle	Our Local Community
Dundas Ward	LOVISA Filena	
Dundas Ward	MALKOUN Lee	Independent
Dundas Ward	NG Natalie	Independent
Dundas Ward	THOMPSON Maryanne	Independent
Dundas Ward	WEHBE Souzie	
Dundas Ward	WU Xiaohua (Kevin)	Our Local Community
Epping Ward	ABOOD Jean Pierre	
Epping Ward	CHUNG Desmond	Lorraine Wearne Independents
Epping Ward	DAVIS Donna	Labor

Ward	Name	Affiliation
Epping Ward	LEE Tony	Labor
Epping Ward	MACLEAN Cameron	Labor
Epping Ward	MCLEOD Ian	Lorraine Wearne Independents
Epping Ward	WEARNE Lorraine	Lorraine Wearne Independents
North Rocks Ward	ATKINS Damien	The Greens
North Rocks Ward	BURNS Mona	The Greens
North Rocks Ward	DWYER Bob	Independent
North Rocks Ward	EDWARDS Greg	The Greens
North Rocks Ward	GARRARD-WILLIAMS Kiara	Our Local Community
North Rocks Ward	HUGH John	Our Local Community
North Rocks Ward	HUMPHRIES Ange	Labor
North Rocks Ward	MASCARENHAS Alan	Labor
North Rocks Ward	MASHFORD Rob	Independent
North Rocks Ward	NIKOLAIDIS Nick	Labor
North Rocks Ward	VALJAK Georgina	Independent
North Rocks Ward	WANG Ronghui (Donna)	Our Local Community
Parramatta Ward	BRADLEY Phil	The Greens
Parramatta Ward	BROWN Jacki	The Greens
Parramatta Ward	GARRARD Jason	Our Local Community
Parramatta Ward	GREEN Henry	Our Local Community
Parramatta Ward	NIELSEN Annie	The Greens
Parramatta Ward	PANDEY Sameer	Labor
Parramatta Ward	RIOS Charles	Liberal Democrats
Parramatta Ward	RIOS Hugo	Liberal Democrats
Parramatta Ward	SCULLY Liz	Labor
Parramatta Ward	SEXTON Alan	Our Local Community
Parramatta Ward	SHAW James	Labor
Rosehill Ward	CHEN Susan	The Greens
Rosehill Ward	HAWTHORNE Douglas	Socialist Alliance
Rosehill Ward	JAMES Katrina	



Ward	Name	Affiliation
Rosehill Ward	LAURENCE James	The Small Business Party
Rosehill Ward	NOACK Paul	Labor
Rosehill Ward	PRICE Susan	Socialist Alliance
Rosehill Ward	PROCIV Patricia	Labor
Rosehill Ward	RIGBY Christine	The Small Business Party
Rosehill Ward	SCHWARTZ David	The Greens
Rosehill Ward	SIMPKINS Sinead	Labor
Rosehill Ward	SIVIERO Angela	Our Local Community
Rosehill Ward	SIVIERO Dan	Our Local Community
Rosehill Ward	SLEIMAN George	Our Local Community
Rosehill Ward	STRANO Francesca	The Greens
Rosehill Ward	WILSON Andrew	The Small Business Party

#### Councillor nominations withdrawn or rejected

Ward	Rejected	Withdrawn
Dundas Ward	0	0
Epping Ward	1	0
North Rocks Ward	0	0
Parramatta Ward	1	0
Rosehill Ward	0	0

## Election operations

### Election day staffing

Position	Number
Declaration vote issuing officers	99
Deputy polling place managers	58
Election officials	518
Polling place managers	58
<b>Total</b>	<b>733</b>

### Number of polling places

Type	Number
Pre-poll (early voting) centres	6
Election day polling places	58

### Returning Officer's office

- Suite 101, Level 1, 16-18 Wentworth Street, Parramatta NSW 2150

### Election costs

- Invoiced election cost: \$1,094,518
- Cost per elector: \$7.87

### NSW Electoral Commission website analytics

- 120,391 visitors to the City of Parramatta Council election web page

# Penrith City Council

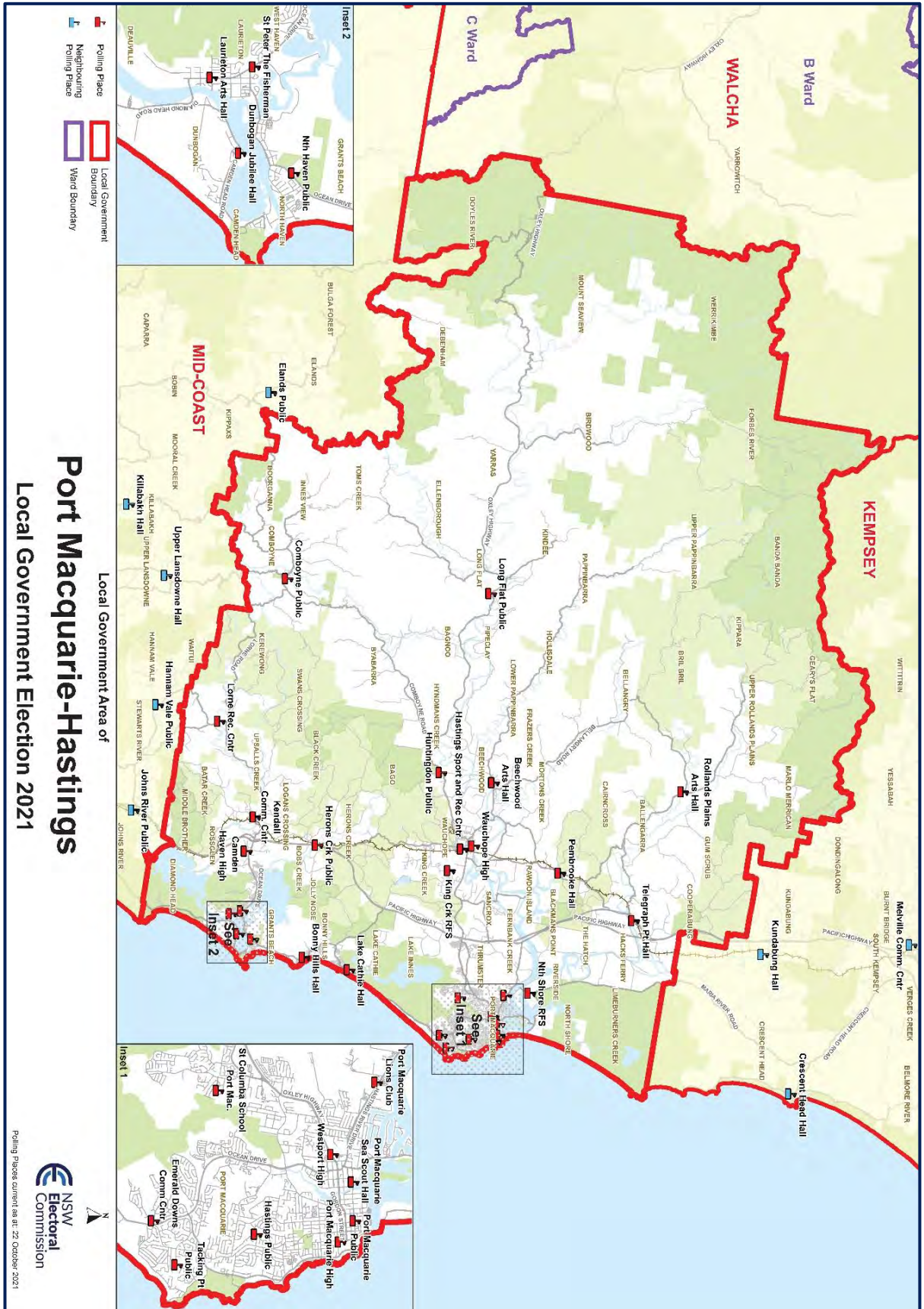
Penrith City Council engaged a commercial election service provider to conduct its 2021 NSW Local Government election.

Although the NSW Electoral Commissioner did not conduct this election, information in Part 1 of this report about the requirement for registration for electoral funding purposes (accepting political donations and incurring electoral expenditure) still applies to candidates and other participants in this election. Offences under local government electoral laws at all council elections are also enforced by the Electoral Commission.

Penrith City Council should be contacted directly for information about the administration of candidate nominations, registration of electoral material, polling places, voting and election results.

**[penrithcity.nsw.gov.au](https://penrithcity.nsw.gov.au)**

# Port Macquarie-Hastings Council



## Election summary

### Undivided council

**Type of election conducted:** Councillor (8 councillors to be elected) | Mayor

**Enrolment:** 66,483 **Residential roll:** 66,480 **Non-residential roll:** 3

**Councillor election total votes:** 56,919 **Formal:** 52,517 (92.27%) **Informal:** 4,402 (7.73%)

**Turnout rate:** 85.61%

**Mayor election total votes:** 56,827 **Formal:** 54,499 (95.9%) **Informal:** 2,328 (4.1%)

**Turnout rate:** 85.48%

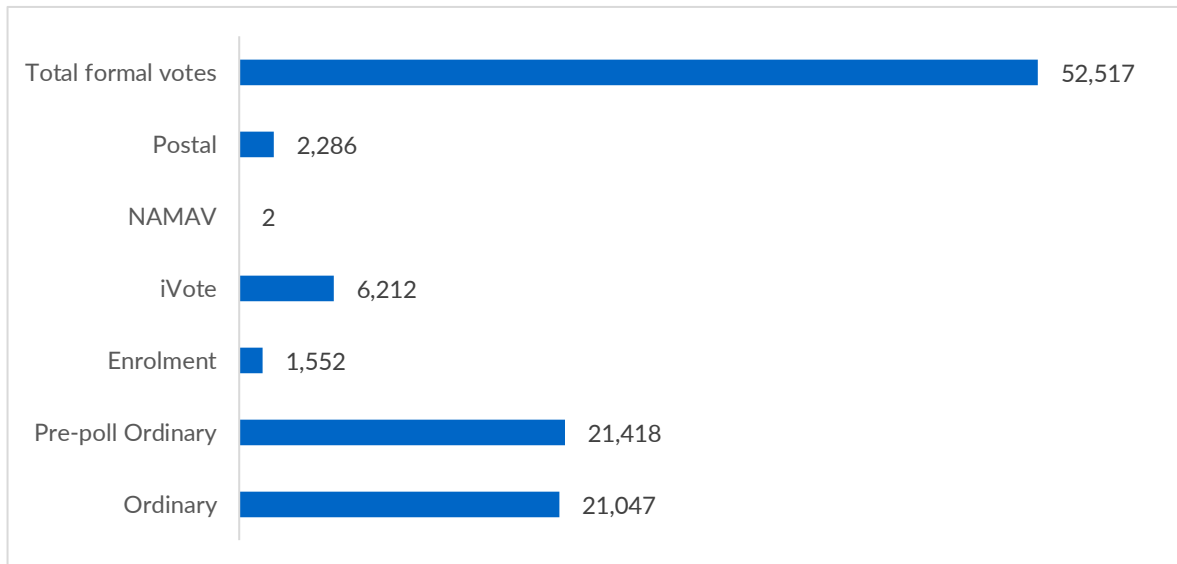
### Elected mayor (result declared Tuesday, 21 December 2021)

PINSON Peta, Independent

### Elected councillors (result declared Thursday, 23 December 2021)

Councillor name	Affiliation
EDWARDS Lauren	The Greens
GRIFFITHS Sharon	Independent
INTEMANN Lisa	Independent
LIPOVAC Nik	Independent
MALTMAN Danielle	Independent
ROBERTS Adam	Independent
SHEPPARD Rachel	Independent
SLADE Josh	Independent
PINSON Peta	Independent

## Formal votes cast by vote type (councillor elections)



Apparent failure to vote notices issued: 7,782

## Mayoral nominations

Name	Affiliation
GATES Steven	Independent
INTEMANN Lisa	Independent
LIPOVAC Nik	Independent
PINSON Peta	Independent
SHEPPARD Rachel	Independent

Mayor nominations withdrawn or rejected: 0

## Candidate nominations

Name	Affiliation
BAILEY Jon	Independent
BRADFORD Paul	Independent
CLARKE Michael	Independent
COOPER Stewart	Independent
EDWARDS Lauren	The Greens
ELBOURNE Linda	Independent

Name	Affiliation
FOX Kerry	Independent
FRANCIS Ethan	Independent
FREEMAN Gregory	Independent
GRIFFITHS Sharon	Independent
HARDIE Justin	Independent
INTEMANN Lisa	Independent
LENORD Linda	Independent
LIPOVAC Nik	Independent
MALTMAN Danielle	Independent
MEGGET Drusi	The Greens
MILLIGAN Narelle	Independent
MITCHELL Les	The Greens
PINSON Peta	Independent
ROBERTS Adam	Independent
SEARLE Kingsley	Independent
SHEPPARD Rachel	Independent
SLADE Josh	Independent
WATSON Stuart	The Greens
GATES Steven	Independent
INTEMANN Lisa	Independent
LIPOVAC Nik	Independent
PINSON Peta	Independent
SHEPPARD Rachel	Independent

**Councillor nominations withdrawn or rejected: 0**

## Election operations

### Election day staffing

Position	Number
Declaration vote issuing officers	17
Deputy polling place managers	30
Election officials	212
Polling place managers	30
<b>Total</b>	<b>289</b>

### Number of polling places

Type	Number
Pre-poll (early voting) centres	5
Election day polling places	30

### Returning Officer's office

- 2B, 171 Lake Road, Port Macquarie NSW 2444

### Election costs

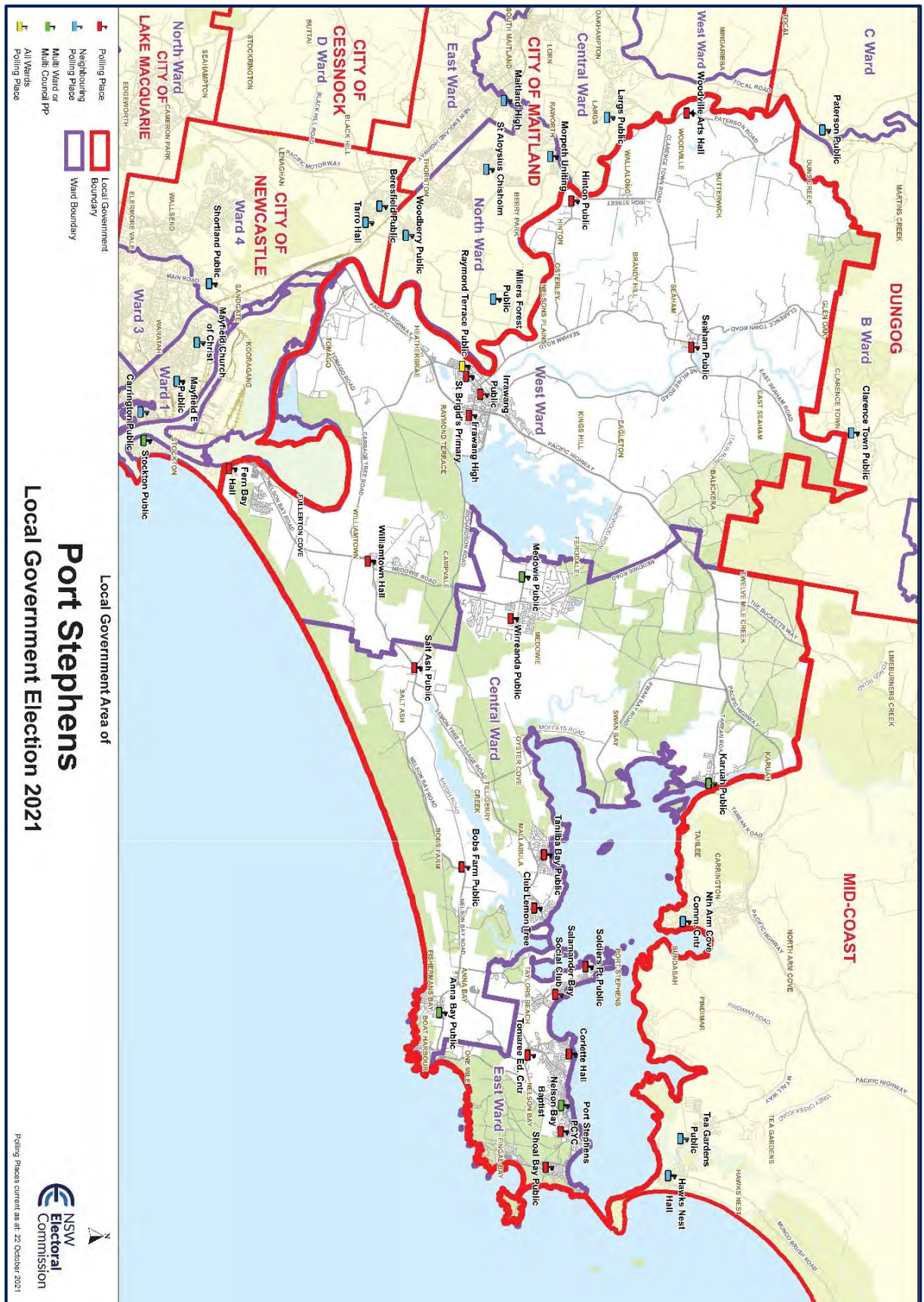
- Invoiced election cost: \$570,822
- Cost per elector: \$8.59

### NSW Electoral Commission website analytics

- 25,327 visitors to the Port Macquarie-Hastings Council election web page



# Port Stephens Council



## Election summary

**Divided:** Central Ward | East Ward | West Ward

**Type of election conducted:** Councillor (9 councillors to be elected, 3 from each ward) | Mayor

**Enrolment:** 57,639 **Residential roll:** 57,626 **Non-residential roll:** 13

**Councillor election total votes:** 49,570 **Formal:** 46,527 (93.86%) **Informal:** 3,043 (6.14%)

**Turnout rate:** 86%

**Mayor election total votes:** 49,528 **Formal:** 47,807 (96.53%) **Informal:** 1721 (3.47%)

**Turnout rate:** 85.93%

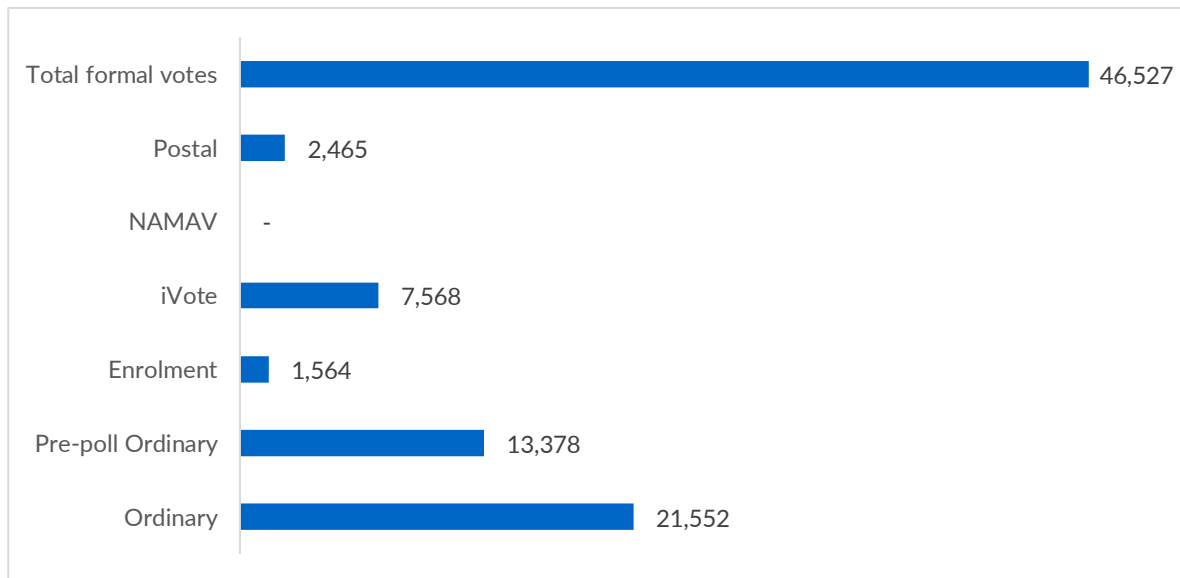
### Elected mayor (result declared Tuesday, 21 December 2021)

PALMER Ryan, Independent

### Elected councillors (result declared Thursday, 23 December 2021)

Ward	Councillor name	Affiliation
Central Ward	DOOHAN Chris	Independent
Central Ward	TUCKER Steve	Independent
Central Ward	WELLS Jason	Labor
East Ward	ANDERSON Leah	Labor
East Ward	BAILEY Matthew	Liberal
East Ward	DUNKLEY Glen	Independent
West Ward	ARNOTT Giacomo	Labor
West Ward	FRANCIS Peter	Labor
West Ward	KAFER Peter	Independent

## Formal votes cast by vote type (councillor elections)



Apparent failure to vote notices issued: 6,356

## Mayoral nominations

Name	Affiliation
ANDERSON Leah	Labor
PALMER Ryan	Independent

Mayor nominations withdrawn or rejected: 0

## Candidate nominations

Ward	Name	Affiliation
Central Ward	BRENNAN Sean	Independent
Central Ward	COLLINS Michael	The Greens
Central Ward	DOOHAN Chris	Independent
Central Ward	DOOHAN Holly	Independent
Central Ward	DORAN Bill	Independent
Central Ward	HAMMOND Kelly	Labor
Central Ward	HAMPTON Ross	The Greens
Central Ward	NILAND Ben	Independent
Central Ward	OAKHILL Kim	Labor

Ward	Name	Affiliation
Central Ward	SPILLER Caitlin	The Greens
Central Ward	TUCKER Helen	Independent
Central Ward	TUCKER Steve	Independent
Central Ward	WELLS Jason	Labor
East Ward	ABBOTT Jaimie	Liberal
East Ward	ANDERSON Leah	Labor
East Ward	ARMSTRONG Roz	Labor
East Ward	BAILEY Matthew	Liberal
East Ward	BASTIC Chris	Labor
East Ward	DIEMAR Nicholas	Independent
East Ward	DUNKLEY Glen	Independent
East Ward	PALMER Ryan	Independent
East Ward	SCOTT Bruce	Independent
East Ward	SORENSEN Madison	Liberal
East Ward	VOGTMANN Natalie	Independent
West Ward	ARNOTT Giacomo	Labor
West Ward	BAGULEY Christopher	Independent
West Ward	COLE Andrew	Independent
West Ward	FRANCIS Peter	Labor
West Ward	KAFER Peter	Independent
West Ward	LE MOTTEE Danielle	Independent
West Ward	MALONE Monique	Independent
West Ward	MCLAUGHLIN Vicki	Labor
West Ward	SMITH Lea	Independent
West Ward	SMITH Reyna	Independent

### Councillor nominations withdrawn or rejected

Ward	Rejected	Withdrawn
Central Ward	0	0
East Ward	0	0
West Ward	1	0

## Election operations

### Election day staffing

Position	Number
Declaration vote issuing officers	25
Deputy polling place managers	25
Election officials	200
Polling place managers	25
<b>Total</b>	<b>275</b>

### Number of polling places

Type	Number
Pre-poll (early voting) centres	2
Election day polling places	25

### Returning Officer's office

- Shops 1 & 6-8, 42 William Street, Raymond Terrace NSW 2324

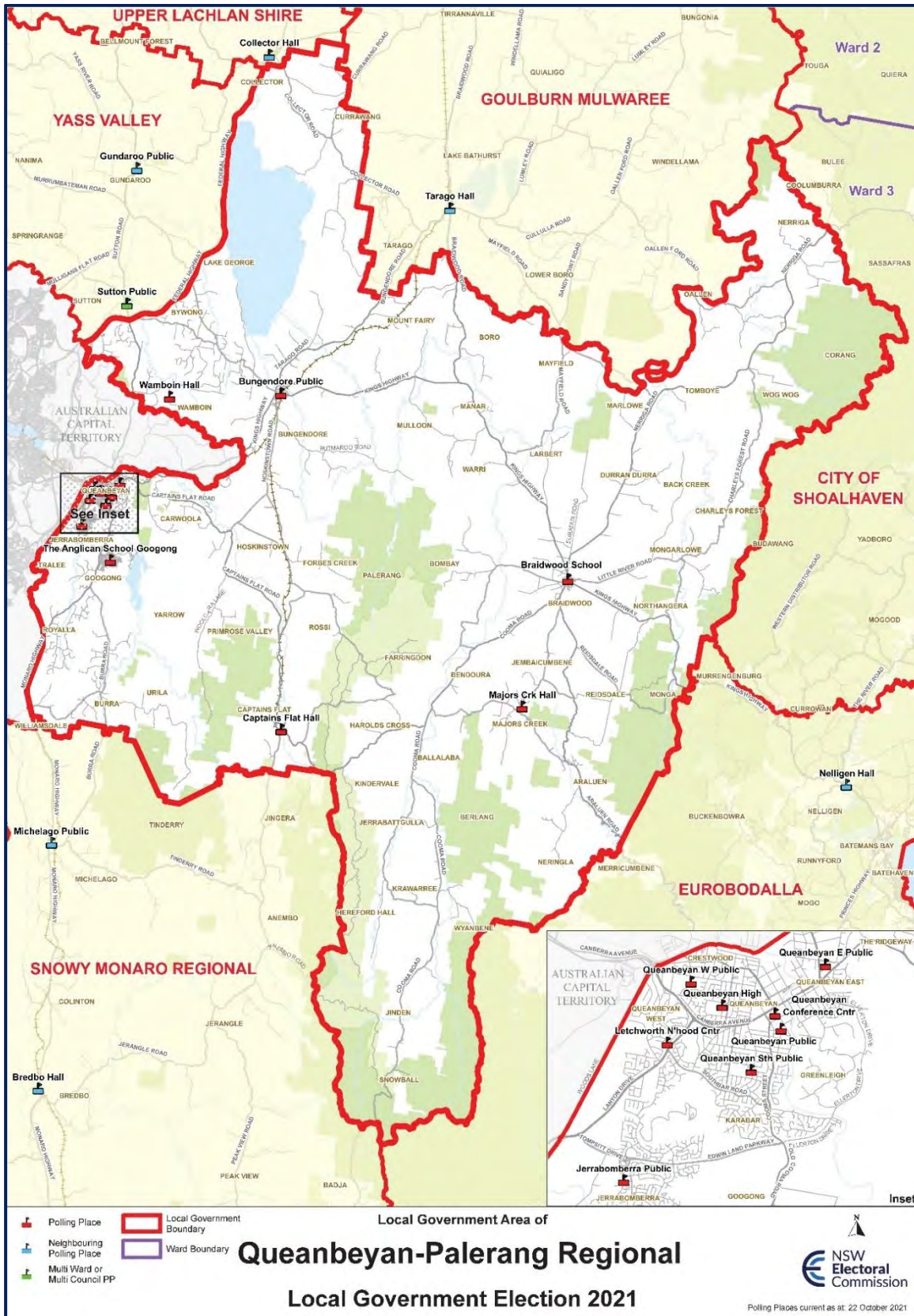
### Election costs

- Invoiced election cost: \$538,761
- Cost per elector: \$9.35

### NSW Electoral Commission website analytics

- 17,347 visitors to the Port Stephens Council election web page

# Queanbeyan-Palerang Regional Council



## Election summary

### Undivided council

**Type of election conducted:** Councillor (11 councillors to be elected)

**Enrolment:** 43,470 **Residential roll:** 43,453 **Non-residential roll:** 17

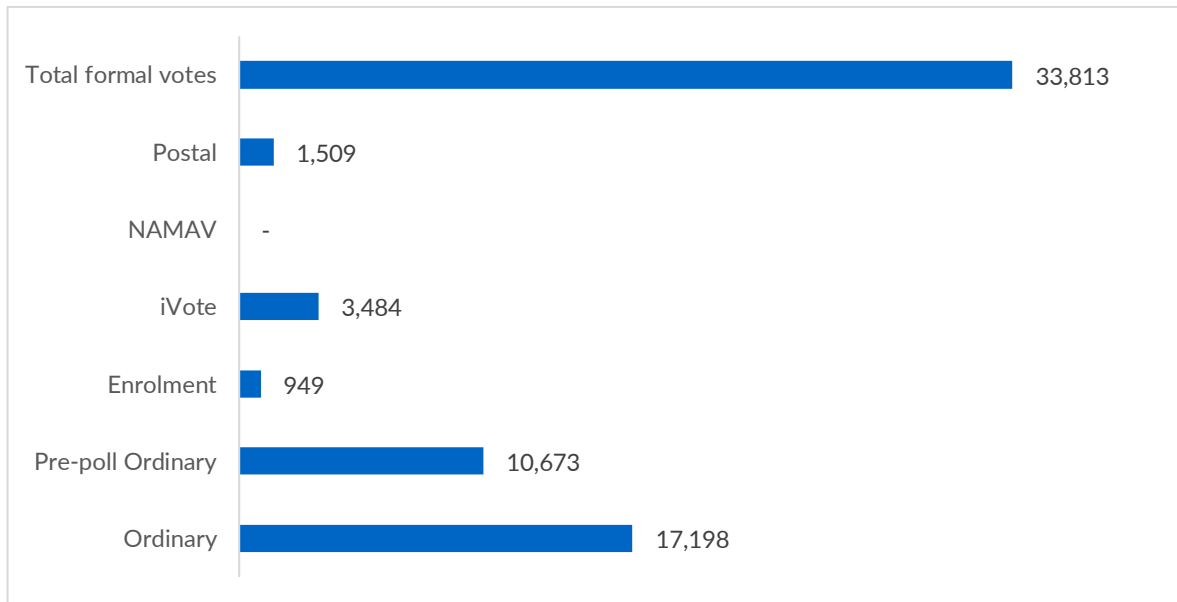
**Councillor election total votes:** 35,497 **Formal:** 33,813 (95.26%) **Informal:** 1,684 (4.74%)

**Turnout rate:** 81.66%

### Elected councillors (result declared Wednesday, 22 December 2021)

Councillor name	Affiliation
BISCOTTI Michele	Independent
BURTON Louise	Liberal
GRUNDY Mareeta	Independent
LIVERMORE Esmā	Labor
PRESTON John	Labor
TASKOVSKI Steve	Independent
TERNOUTH Jacqueline	Liberal
WEBSTER Edwina	Independent
WILLIS Katrina	The Greens
WILSON Bryce	Labor
WINCHESTER Kenrick	

## Formal votes cast by vote type



Apparent failure to vote notices issued: 6,799

## Candidate nominations

Name	Affiliation
AGRESTA Frank	Independent
ALLCHIN Deanne	Independent
ANDERSON Joel	Labor
BAJRACHARYA Karuna	Independent
BALDAN Lou	Independent
BENYON Melissa	The Greens
BISCOTTI Michele	Independent
BOOTH-HUNT Kyol	Independent
BOZ Robert	Liberal
BRESNIK Frank	Independent
BROGAN Adam	Independent
BROOK Maimiti	Labor
BROWN Anne	Independent
BROWNE Jan	Independent
BUCKMAN Greg	The Greens



Name	Affiliation
BUJAROSKI Ashleigh	Independent
BURNELL Jeffrey (Rocky)	Independent
BURTON Louise	Liberal
CALLAN Raymond	Independent
CAMAGGI Ronae	Independent
CHEEMA Manpreet	Independent
CLARK Andrew	The Greens
COX Melissa	The Greens
CREGAN Stan	Independent
DAVIE Stephen	Independent
DOCHERTY Claire	Independent
EDWARDS Daniel	Independent
EDWARDS Lynette	Independent
FAHEY Carla	Independent
GEORGE Arthur	Independent
GORDON Forbes	The Greens
GRUNDY Mareeta	Independent
GUY Gregory	Independent
HASAN Mohammad	Independent
HICKS Trevor	Independent
HILL Alan	Independent
HOLGATE James	Independent
HUNTER Brent	Independent
KUZMANOVSKI Antonio	Independent
LEMBIT Murray	Independent
LINDBECK Peter	Independent
LIVERMORE Esmá	Labor
LOLESIO Kelly	
MACDONALD Ross	Liberal
MANGOS John	Independent

Name	Affiliation
MCNEILL Virginia	Independent
MORRISSEY Matt	Independent
NICHOLSON Timothy	Labor
O'BRIEN Bonnie	Independent
O'CONNELL Ben	Independent
PAJKOVSKI Filip	Independent
PEISLEY Ginevra	Independent
PHARAOH Nathan	Independent
POTGER Keith	Independent
PRESTON John	Labor
RAYNOLDS Jamie	Independent
RES John	Independent
RINALDI Sian	Independent
RISTIC Mark	Independent
RYAN Mandy	Independent
SACHSE Margot	Independent
SCHWARTZ Rob	Liberal
SCHWEIKERT Mark	Liberal
SINGH Kammy	Labor
SPEARS Rena	Independent
TALBOT John	Independent
TASKOVSKI Steve	Independent
TERNOUTH Jacqueline	Liberal
TINE Alex	Independent
WATERHOUSE Bill	Independent
WEBSTER Edwina	Independent
WILLIS Katrina	The Greens
WILSON Bryce	Labor
WINCHESTER Kenrick	
WOOD Tony	Independent

**Councillor nominations withdrawn or rejected:** 1 rejected

## Election operations

### Election day staffing

Position	Number
Declaration vote issuing officers	24
Deputy polling place managers	15
Election officials	133
Polling place managers	15
<b>Total</b>	<b>187</b>

### Number of polling places

Type	Number
Pre-poll (early voting) centres	4
Election day polling places	15

### Returning Officer's office

- Level 3, Suite 2-3, 7-9 Morriset Street, Queanbeyan NSW 2620

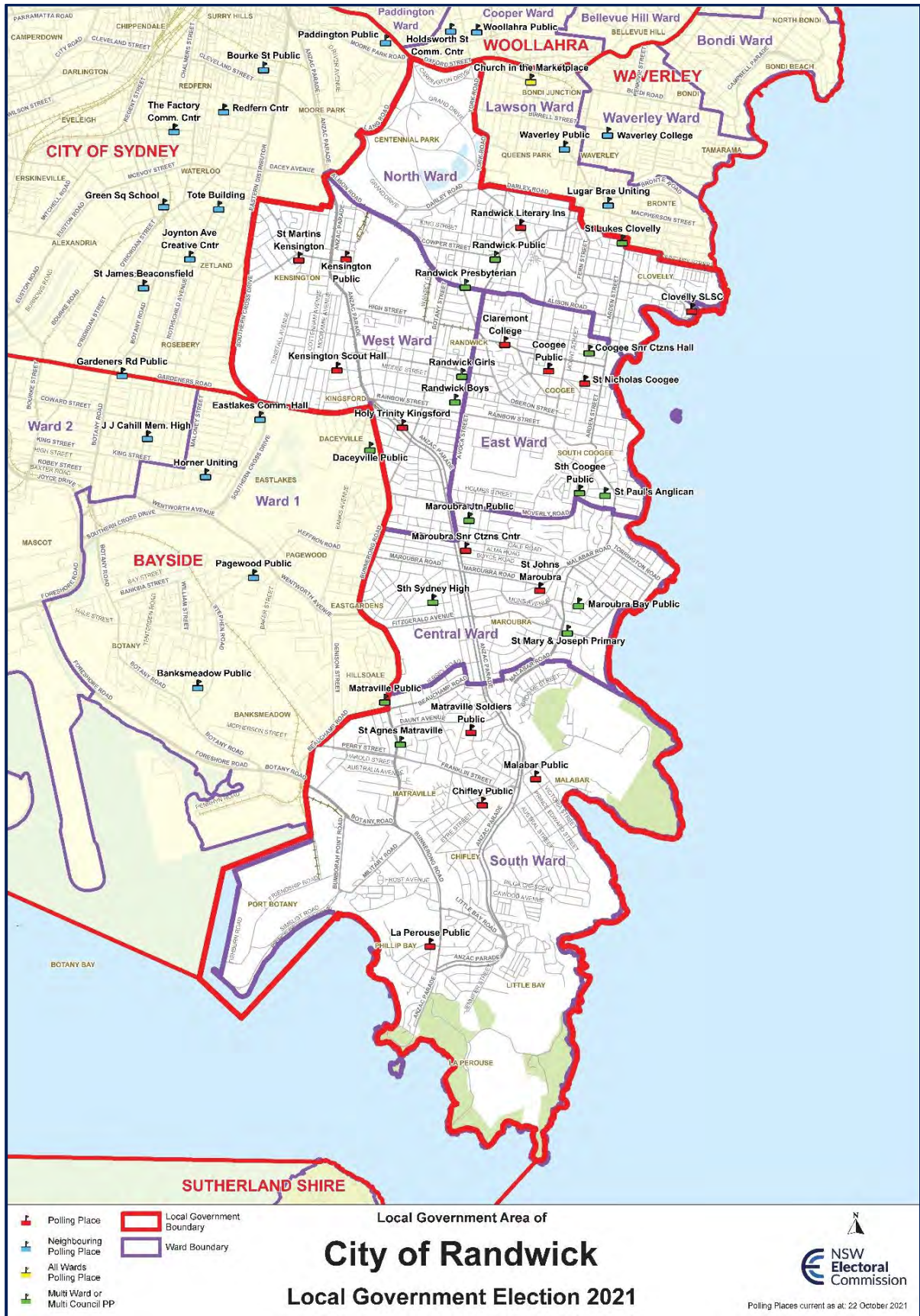
### Election costs

- Invoiced election cost: \$439,812
- Cost per elector: \$10.12

### NSW Electoral Commission website analytics

- 17,386 visitors to the Queanbeyan-Palerang Regional Council election web page

# Randwick City Council



## Election summary

**Divided:** Central Ward | East Ward | North Ward | South Ward | West Ward

**Type of election conducted:** Councillor (15 councillors to be elected, 3 from each ward)

**Enrolment:** 88,101 **Residential roll:** 88,099 **Non-residential roll:** 2

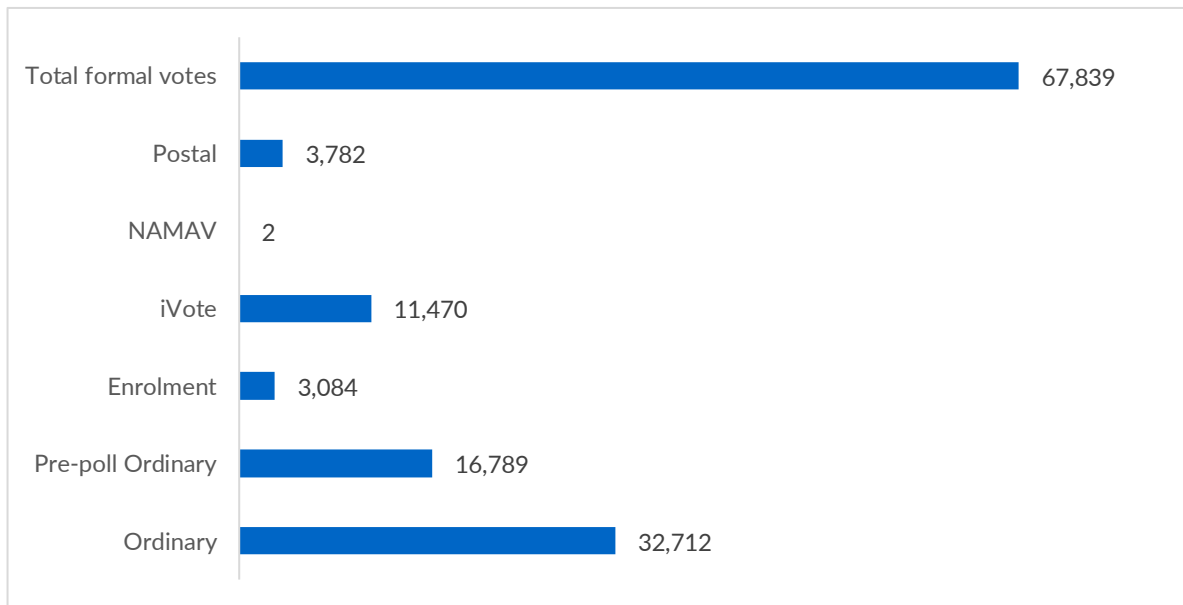
**Councillor election total votes:** 70,365 **Formal:** 67,839 (96.41%) **Informal:** 2,526 (3.59%)

**Turnout rate:** 79.87%

### Elected councillors (result declared 22-23 December 2021)

Ward		Councillor name	Affiliation
Central Ward	Councillor	CHAPPLE Kym	The Greens
Central Ward	Councillor	PARKER Dylan	Labor
Central Ward	Councillor	ROSENFELD Daniel	Liberal
East Ward	Councillor	MCCAFFERTY Joanne	Liberal
East Ward	Councillor	OLIVE Michael	The Greens
East Ward	Councillor	WILSON Marea	Labor
North Ward	Councillor	HAMILTON Christie	Liberal
North Ward	Councillor	NEILSON Kathy	Labor
North Ward	Councillor	PANDOLFINI Rafaela	The Greens
South Ward	Councillor	BURST Bill	Liberal
South Ward	Councillor	D'SOUZA Noel	Independent
South Ward	Councillor	SAID Danny	Labor
West Ward	Councillor	HAY Andrew	Liberal
West Ward	Councillor	LUXFORD Alexandra	Labor
West Ward	Councillor	VEITCH Philpa	The Greens

## Formal votes cast by vote type



Apparent failure to vote notices issued: 14,547

## Candidate nominations

Ward	Name	Affiliation
Central Ward	ANDREWS Anthony	Independent
Central Ward	ATHERTON Mike	The Greens
Central Ward	BEVES Jon	The Greens
Central Ward	CASAMENTO Elisabeth	Labor
Central Ward	CHAPPLE Kym	The Greens
Central Ward	FOGARTY Gerald	Liberal
Central Ward	MANTARRO Samuel	Independent
Central Ward	PARKER Dylan	Labor
Central Ward	ROSENFELD Daniel	Liberal
Central Ward	SUTTON John	Independent
Central Ward	TESORIERO Joseph	Liberal
Central Ward	THOMPSON Peter	Independent
Central Ward	WANG Chun	Independent
Central Ward	ZIEGLER Victor	Labor
East Ward	COOPER Paul	Independent

Ward	Name	Affiliation
East Ward	CUNNINGHAM Patrick	Labor
East Ward	FAIRFAX Russell	Independent
East Ward	FITZGERALD Maureen	The Greens
East Ward	GREENUP Katya	The Arts Party Nsw
East Ward	MARTIN Carolyn	Liberal
East Ward	MCCAFFERTY Joanne	Liberal
East Ward	MILLS Kate	The Arts Party Nsw
East Ward	MOORE Patrick	Liberal
East Ward	OLIVE Michael	The Greens
East Ward	PICKETT Bruce	Independent
East Ward	REDDIN Kimberly	The Arts Party Nsw
East Ward	SMITH Wendy	The Greens
East Ward	SUMMERS Katherine	Labor
East Ward	WILSON Marea	Labor
North Ward	ANTOINE Annick	Independent
North Ward	DAVIS Stuart	The Greens
North Ward	DI PAOLA Gary	Independent
North Ward	FLOWERS Rick	The Greens
North Ward	GALEA Cian	Labor
North Ward	HAMILTON Christie	Liberal
North Ward	KEELEY Barbara	Independent
North Ward	NEILSON Kathy	Labor
North Ward	PANDOLFINI Rafaela	The Greens
North Ward	PEAD Glen	Labor
North Ward	SANGSTER David	Liberal
North Ward	YOUNG Jason	Liberal
South Ward	ALEXANDER Robyn	Labor
South Ward	ANASTASOPOULOS Georgia	Independent
South Ward	BABECK Dorothee	The Greens
South Ward	BURST Bill	Liberal

Ward	Name	Affiliation
South Ward	D'SOUZA Noel	Independent
South Ward	DA ROCHA Carlos	Independent
South Ward	HEISS Mark	Labor
South Ward	KEOGH Daniel	The Greens
South Ward	LIANG Henson	Liberal
South Ward	MOLLISON James	The Greens
South Ward	SAID Danny	Labor
South Ward	WILMOT Amanda	Liberal
West Ward	BRYAN Simeon	The Greens
West Ward	GREEN Courtney	Independent
West Ward	GRUSOVIN Jane	Labor
West Ward	HAY Andrew	Liberal
West Ward	JENKINS-FLINT Jennifer	The Greens
West Ward	KEAN Bradley	Liberal
West Ward	LUXFORD Alexandra	Labor
West Ward	MOORE Greg	Labor
West Ward	SCHICK Peter	Our Local Community
West Ward	STAVRINOS Harry	Our Local Community
West Ward	STRATIGOS Angelina	Our Local Community
West Ward	TAN Qihua	Liberal
West Ward	VEITCH Philipa	The Greens

#### Councillor nominations withdrawn or rejected

Ward	Rejected	Withdrawn
Central Ward	0	0
East Ward	0	0
North Ward	1	0
South Ward	0	0
West Ward	0	0



## Election operations

### Election day staffing

Position	Number
Declaration vote issuing officers	46
Deputy polling place managers	29
Election officials	283
Polling place managers	30
<b>Total</b>	<b>388</b>

### Number of polling places

Type	Number
Pre-poll (early voting) centres	3
Election day polling places	30

### Returning Officer's office

- 90 Avoca Street, Randwick NSW 2031

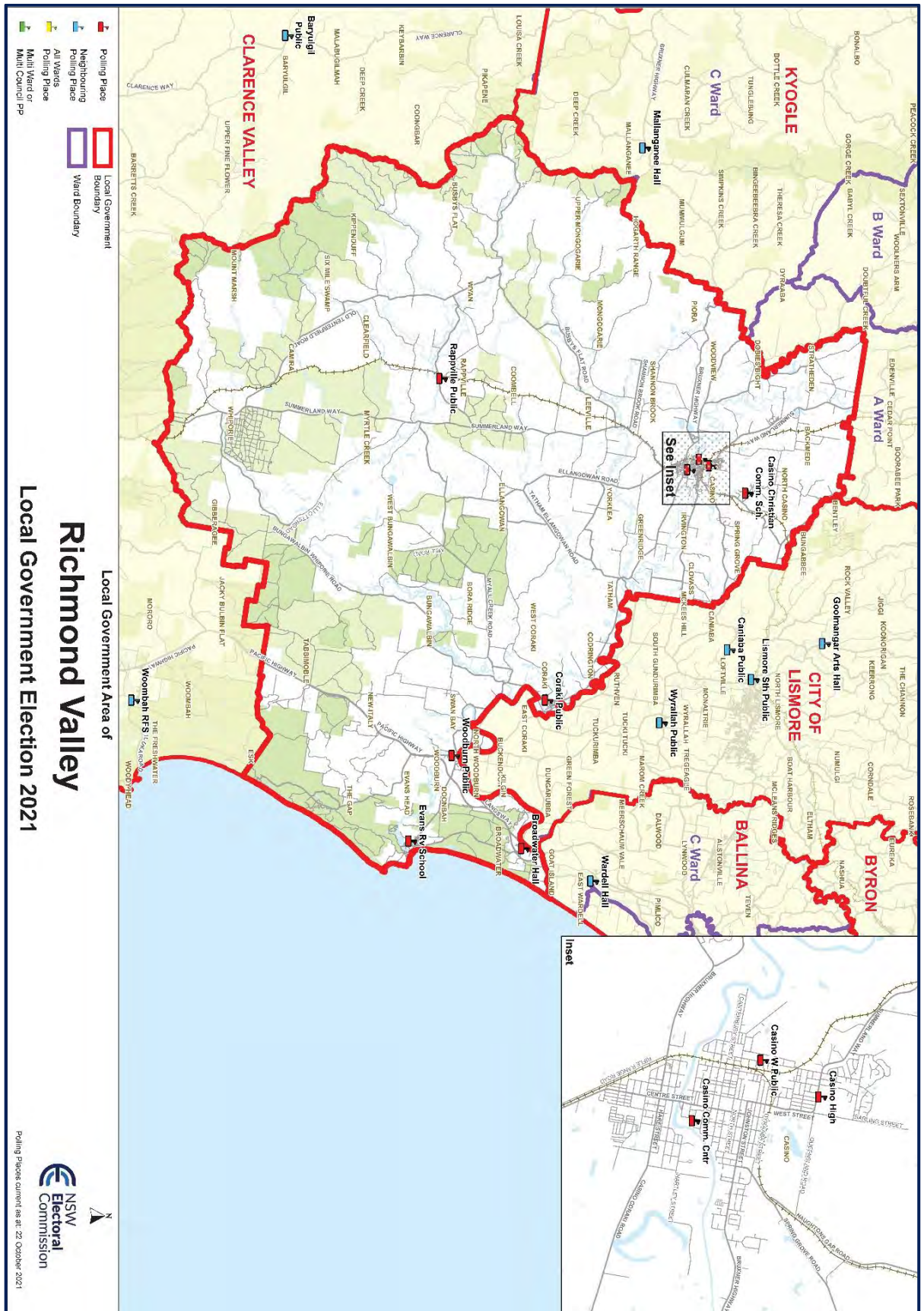
### Election costs

- Invoiced election cost: \$837,802
- Cost per elector: \$9.51

### NSW Electoral Commission website analytics

- 48,779 visitors to the Randwick City Council election web page

# Richmond Valley Council



## Election summary

### Undivided council

---

**Type of election conducted:** Councillor (6 councillors to be elected) | Mayor

---

**Enrolment:** 16469 **Residential roll:** 16469 **Non-residential roll:** 0

---

**Councillor election total votes:** 14,074 **Formal:** 13,229 (94%) **Informal:** 45 (6%)

**Turnout rate:** 85.46%

**Mayor election total votes:** 14,064 **Formal:** 13,405 (95.31%) **Informal:** 659 (4.69%)

**Turnout rate:** 85.4%

---

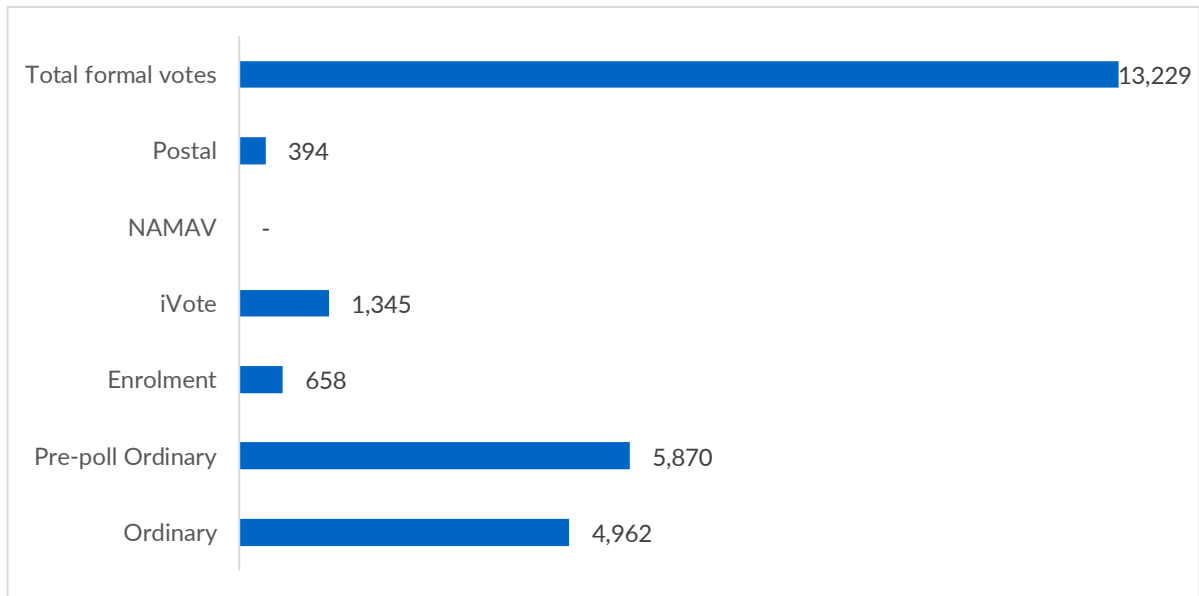
### Elected mayor (result declared Tuesday, 21 December 2021)

MUSTOW Robert, Independent

### Elected councillors (result declared Thursday, 23 December 2021)

Councillor name	Affiliation
CORNISH Sam	Independent
DEEGAN Patrick	Labor
DUNCAN-HUMPHRYS Sandra	Independent
HAYES Robert	Independent
McGILLAN Debra	Independent
MORRISSEY Steve	Independent

## Formal votes cast by vote type (councillor elections)



Apparent failure to vote notices issued: 2,255

## Mayoral nominations

Name	Affiliation
HAYES Robert	Independent
MUSTOW Robert	Independent

Mayor nominations withdrawn or rejected: 0

## Candidate nominations

Name	Affiliation
CORNISH Sam	Independent
DEEGAN Patrick	Labor
DHNARAM Jacob	Labor
DUNCAN-HUMPHRYS Sandra	Independent
GENGE Neale	
HAYES Robert	Independent
HODDINOTT Ted	Independent
KAPEEN Robyn	Independent
LAMONT Trudy	Independent

Name	Affiliation
LYONS Jill	Independent
McGILLAN Debra	Independent
MORRISSEY Steve	Independent
MUSTOW Robert	Independent
NIELSEN Peter	Independent
SIMPSON Daniel	Independent
WALKER-FERNANDO Portia	Independent
WICKS Louise	Independent
YATES Michele	Labor

**Councillor nominations withdrawn or rejected:** 2 rejected, 1 withdrawn

## Election operations

### Election day staffing

Position	Number
Declaration vote issuing officers	4
Deputy polling place managers	9
Election officials	44
Polling place managers	9
<b>Total</b>	<b>66</b>

### Number of polling places

Type	Number
Pre-poll (early voting) centres	2
Election day polling places	9

### Returning Officer's office

- 48 River Street, Maclean NSW 2463

### Election costs

- Invoiced election cost: \$160,019
- Cost per elector: \$9.72

### NSW Electoral Commission website analytics

- 4,996 visitors to the Richmond Valley Council election web page